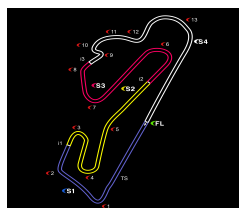




RACE READY
IBERIAN HISTORIC RACING



ESTORIL
CATERHAM
RACING
FESTIVAL



HE 250KM ESTORIL HISTORIC ENDURANCE 250 KM ESTORIL QUALIFYING

Classificação por classe

Nº Pilotos	Equipa	Carro	Tempo	Vlt. Total	Dif.	km/h
H65						
1 227 C. Barbot / D. Matos	Carlos Barbot	Lotus Elan	1:55.705	23 26		129.5
2 190 C. Cruz / M. Amaral	Carlos Cruz	Jaguar E-Type	1:57.372	15 17	+1.667 +1.667	127.7
3 192 R. Frowein	Fernandes Racing	Jaguar E-Type	1:57.700	21 24	+1.995 +0.328	127.3
4 245 T. Stamp / M. Holden	Thorkild Stamp	Porsche 904/6	1:58.314	16 17	+2.609 +0.614	126.7
5 2 J. da Rocha / F. Mestrot	Jose da Rocha	Jaguar E-type	2:00.215	20 21	+4.510 +1.901	124.7
6 42 C. Schwartz / L. Schwartz	Christopher Schwartz	Jaguar E-type	2:03.140	15 20	+7.435 +2.925	121.7
7 28 P. Forsvall	Per-Ake Forsvall	Lotus Elan	2:03.612	22 23	+7.907 +0.472	121.2
8 104 F. de Chanterac / J. da rocha	Francois de Chanterac	Austin Healey 100/4	2:11.282	24 24	+15.577 +7.670	114.2
9 1 G. Velasco / F. Freitas	AECD	Porsche 356	2:14.863	14 15	+19.158 +3.581	111.1
10 226 J. Melo / P. Costa	João Melo	Lotus Elan 26R		3		
GTP						
1 152 P. Pedersen / R. Lokvig	Palle Pedersen	Ginetta G4R	1:57.527	25 26		127.5
2 14 J. Mira Gomes / N. Afoito	João Mira Gomes	Lotus Seven	2:01.116	23 23	+3.589 +3.589	123.7
3 220 P. Rompante	Paulo Rompante	Alfa Romeo Ti Super	2:06.858	14 16	+9.331 +5.742	118.1
H76						
1 55 P. Daniels / M. Palttala	Paul Daniels	Porsche 911 3.0RS	1:51.596	23 24		134.3
2 225 M. Meireles / J. M. Silva	Mário Meireles	Porsche 911 2.8 RSR	1:52.924	13 18	+1.328 +1.328	132.7
3 60 P. Rezende	Pedro B. Rezende	Porsche 911 3.0 RS	1:53.273	17 17	+1.677 +0.349	132.3
4 47 A. Rolner / T. Pierre	Annette Rolner	Porsche 911 3.0 RS	1:53.484	17 17	+1.888 +0.211	132.1
5 61 L. Rolner / P. Simon	Lars Rolner	Porsche 911 3.0 RS	1:54.784	7 7	+3.188 +1.300	130.6
6 75 C. Brizido / J. P. Cardoso	Carlos Brizido	Porsche 911 3.0 RS	1:54.904	12 12	+3.308 +0.120	130.4
7 246 J. V. Holstein / J. Monroy	Jakob V. Holstein	Ferrari 365GTB/4 Daytona	1:56.626	17 19	+5.030 +1.722	128.5
8 80 M. Vaz / F. Soares	Miguel Vaz	Porsche 911 3.0 RS	1:57.756	11 12	+6.160 +1.130	127.3
9 83 B. Duarte / F. S. Jesus	Bruno Duarte	Porsche 911 3.0 RS	1:59.103	25 27	+7.507 +1.347	125.8
10 105 J. Nogueira / F. Campos Ferreira	J. Filipe Nogueira	Ford Escort MK1	2:00.611	18 20	+9.015 +1.508	124.3
11 65 R. Alcalá / E. Sanchez	AECD	Porsche 911 2.7 RS	2:10.306	17 17	+18.710 +9.695	115.0
H71						
1 48 M. Ferreira / F. Carvalho	Miguel Ferreira	Ford Escort RS1600	1:55.199	16 19		130.1
2 103 L. Ribeiro / R. Pereira	Luis Sousa Ribeiro	BMW 2800	1:57.283	18 20	+2.084 +2.084	127.8
3 58 A. Gutiérrez / J. Fúster / A. Ochagavias	AECD	Porsche 2.5 ST	1:58.682	22 22	+3.483 +1.399	126.3
4 161 F. E. Santo / R. E. S. Bravo	Fernando E. Santo	Alfa Romeo GTAm	2:02.376	19 21	+7.177 +3.694	122.5
5 239 V. Hichert / B. Ebsen	Fernandes Racing	Alfa Romeo GTAm	2:02.822	19 20	+7.623 +0.446	122.0
6 337 N. Nunes / . / .	Nuno Nunes	Porsche 2.5 ST	2:04.406	23 23	+9.207 +1.584	120.5
7 159 N. Rego / A. Leal / J. D. Lopes / F. Martins	Nelson Rego	Datsun 510 SSS	2:04.781	23 23	+9.582 +0.375	120.1
8 153 M. de la Torre	Eficar Team	Porsche 914/6	2:08.124	9 11	+12.925 +3.343	117.0
9 545 P. Lima / J. Paradela / J. C. Silva	Paulo Lima	BMW 1600 Ti	2:09.128	20 22	+13.929 +1.004	116.1
10 211 J. Sardinha	Joao Sardinha	Alfa Romeo GTAm	2:10.332	17 18	+15.133 +1.204	115.0
GDS						
1 79 M. Martin / M. Gans	Mark Martin	Ford Cortina Lotus	2:00.426	14 18		124.4
2 92 M. Mora / J. Carvalhosa	Michel Mora	Porsche 911 SWB	2:05.884	10 12	+5.458 +5.458	119.1
3 327 P. dal Maso / G. dal Maso	Piero dal Maso	Porsche 911 SWB	2:08.070	24 24	+7.644 +2.186	117.0
4 317 P. Moriyon / J. Carvalhosa	Pedro Moriyon	Porsche 911 SWB	2:12.797	8 18	+12.371 +4.727	112.9
5 221 A. Velez-Grilo / T. Velez-Grilo	Alberto Velez-Grilo	BMW 1800 TISA	2:14.910	19 21	+14.484 +2.113	111.1
INV						
1 90 M. Lobo	Miguel Lobo	Cobra Daytona Coupé	1:56.585	22 22		128.5

Hora da publicação:

Estado da pista: **SECO**

Diretor de Corrida:	Timekeeper: Jorge Pinto
---------------------	----------------------------



RACE READY
IBERIAN HISTORIC RACING



ESTORIL
CATERHAM
RACING
FESTIVAL

19/21 Nov. 2021



HE 250KM ESTORIL HISTORIC ENDURANCE 250 KM ESTORIL QUALIFYING

Melhores tempos intermédios

Pos	Inter. 1		Inter. 2		Inter. 3		Pos	Nº Equipa	Classe	Volta Ideal	Melhor Volta
	Nº	Tempo	Nº	Tempo	Nº	Tempo					
1	55	23.122	55	30.060	225	58.235	1	55 Paul Daniels	H76	1:51.438	1:51.596 (1)
2	60	23.543	225	30.082	55	58.256	2	225 Mário Meireles	H76	1:51.939	1:52.924 (2)
3	61	23.616	60	30.285	61	58.913	3	61 Lars Rolner	H76	1:53.005	1:54.784 (5)
4	225	23.622	61	30.476	47	59.068	4	60 Pedro B. Rezende	H76	1:53.088	1:53.273 (3)
5	47	23.803	47	30.613	60	59.260	5	47 Annette Rolner	H76	1:53.484	1:53.484 (4)
6	48	23.821	48	31.022	75	59.419	6	48 Miguel Ferreira	H71	1:54.643	1:55.199 (7)
7	227	23.931	227	31.119	48	59.800	7	75 Carlos Brizido	H76	1:54.887	1:54.904 (6)
8	90	23.995	152	31.131	246	1:00.421	8	227 Carlos Barbot	H65	1:55.527	1:55.705 (8)
9	75	24.073	190	31.190	227	1:00.477	9	90 Miguel Lobo	INV	1:56.506	1:56.585 (9)
10	190	24.667	246	31.263	103	1:00.657	10	246 Jakob V. Holstein	H76	1:56.626	1:56.626 (10)
11	103	24.705	90	31.318	190	1:00.891	11	190 Carlos Cruz	H65	1:56.748	1:57.372 (12)
12	245	24.736	103	31.389	90	1:01.193	12	103 Luis Sousa Ribeiro	H71	1:56.751	1:57.283 (11)
13	80	24.779	75	31.395	192	1:01.223	13	152 Palle Pedersen	GTP	1:57.389	1:57.527 (13)
14	79	24.808	80	31.515	152	1:01.229	14	192 Fernandes Racing	H65	1:57.700	1:57.700 (14)
15	58	24.815	83	31.583	245	1:01.374	15	80 Miguel Vaz	H76	1:57.756	1:57.756 (15)
16	192	24.868	192	31.609	80	1:01.462	16	245 Thorkild Stamp	H65	1:58.174	1:58.314 (16)
17	246	24.942	2	31.821	58	1:01.993	17	58 AECD	H71	1:58.682	1:58.682 (17)
18	152	25.029	58	31.874	83	1:02.072	18	83 Bruno Duarte	H76	1:58.854	1:59.103 (18)
19	83	25.199	105	31.969	2	1:02.235	19	79 Mark Martin	GDS	1:59.765	2:00.426 (20)
20	14	25.294	245	32.064	79	1:02.324	20	105 J. Filipe Nogueira	H76	1:59.948	2:00.611 (21)
21	105	25.400	14	32.575	105	1:02.579	21	2 Jose da Rocha	H65	2:00.078	2:00.215 (19)
22	239	25.762	79	32.633	161	1:02.989	22	14 João Mira Gomes	GTP	2:01.116	2:01.116 (22)
23	161	25.818	28	32.742	14	1:03.247	23	161 Fernando E. Santo	H71	2:02.342	2:02.376 (23)
24	42	25.827	239	33.152	239	1:03.689	24	239 Fernandes Racing	H71	2:02.603	2:02.822 (24)
25	28	25.954	42	33.206	42	1:03.894	25	28 Per-Ake Forsvall	H65	2:02.689	2:03.612 (26)
26	2	26.022	337	33.228	28	1:03.993	26	42 Christopher Schwartz	H65	2:02.927	2:03.140 (25)
27	159	26.083	161	33.535	159	1:04.429	27	159 Nelson Rego	H71	2:04.393	2:04.781 (28)
28	92	26.151	92	33.612	337	1:04.743	28	337 Nuno Nunes	H71	2:04.406	2:04.406 (27)
29	337	26.435	159	33.881	92	1:05.395	29	92 Michel Mora	GDS	2:05.158	2:05.884 (29)
30	220	26.593	220	34.039	220	1:05.818	30	220 Paulo Rompante	GTP	2:06.450	2:06.858 (30)
31	327	26.765	153	34.162	153	1:06.184	31	153 Eficar Team	H71	2:08.001	2:08.124 (32)
32	545	26.841	327	34.937	327	1:06.368	32	327 Piero dal Maso	GDS	2:08.070	2:08.070 (31)
33	211	27.208	211	35.106	545	1:06.620	33	545 Paulo Lima	H71	2:08.572	2:09.128 (33)
34	65	27.397	545	35.111	104	1:07.301	34	65 AECD	H76	2:10.306	2:10.306 (34)
35	153	27.655	65	35.603	65	1:07.306	35	211 Joao Sardinha	H71	2:10.332	2:10.332 (35)
36	104	27.660	104	35.916	317	1:07.577	36	104 Francois de Chanterac	H65	2:10.877	2:11.282 (36)
37	221	27.885	317	36.164	211	1:08.018	37	317 Pedro Moriyon	GDS	2:12.392	2:12.797 (37)
38	1	28.419	1	36.632	221	1:09.498	38	221 Alberto Velez-Grilo	GDS	2:14.302	2:14.910 (39)
39	317	28.651	221	36.919	1	1:09.538	39	1 AECD	H65	2:14.589	2:14.863 (38)
40	226	31.755	226	38.889	226	1:42.229	40	226 João Melo	H65	2:52.873	

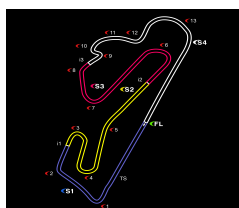


RACE READY
IBERIAN HISTORIC RACING



ESTORIL
CATERHAM
RACING
FESTIVAL

19/21 Nov. 2021



HE 250KM ESTORIL HISTORIC ENDURANCE 250 KM ESTORIL QUALIFYING

Classificação de voltas mais rápidas

Nº	Equipa	Carro	Classe	Piloto	Tempo	Vlt.	Total	Dif.	km/h
1	55	Paul Daniels	Porsche 911 3.0RS	H76	Markus Paltala	1:51.596	14	15	
2	225	Mário Meireles	Porsche 911 2.8 RSR	H76	João M. Silva	1:52.924	5	10	1.328
3	60	Pedro B. Rezende	Porsche 911 3.0 RS	H76	Pedro B. Rezende	1:53.273	17	17	1.677
4	47	Annette Rolner	Porsche 911 3.0 RS	H76	Thibaut Pierre	1:53.484	13	13	1.888
5	61	Lars Rolner	Porsche 911 3.0 RS	H76	Lars Rolner	1:54.784	7	7	3.188
6	75	Carlos Brizido	Porsche 911 3.0 RS	H76	João P. Cardoso	1:54.904	10	10	3.308
7	48	Miguel Ferreira	Ford Escort RS1600	H71	Francisco Carvalho	1:55.199	11	14	3.603
8	227	Carlos Barbot	Lotus Elan	H65	Diogo Matos	1:55.705	13	16	4.109
9	90	Miguel Lobo	Cobra Daytona Coupé	INV	Miguel Lobo	1:56.585	22	22	4.989
10	246	Jakob V. Holstein	Ferrari 365GTB/4 Daytona	H76	José Monroy	1:56.626	8	10	5.030
11	103	Luis Sousa Ribeiro	BMW 2800	H71	Ricardo Pereira	1:57.283	9	11	5.687
12	190	Carlos Cruz	Jaguar E-Type	H65	Miguel Amaral	1:57.372	6	8	5.776
13	152	Palle Pedersen	Ginetta G4R	GTP	Rasmus Lokvig	1:57.527	15	16	5.931
14	192	Fernandes Racing	Jaguar E-Type	H65	Robert Frowein	1:57.700	21	24	6.104
15	80	Miguel Vaz	Porsche 911 3.0 RS	H76	Fernando Soares	1:57.756	6	7	6.160
16	245	Thorkild Stamp	Porsche 904/6	H65	Michael Holden	1:58.314	10	11	6.718
17	58	AECD	Porsche 2.5 ST	H71	Alvaro Ochagavias	1:58.682	14	14	7.086
18	83	Bruno Duarte	Porsche 911 3.0 RS	H76	Filipe S. Jesus	1:59.103	15	17	7.507
19	2	Jose da Rocha	Jaguar E-type	H65	Fabrice Mestrot	2:00.215	12	13	8.619
20	79	Mark Martin	Ford Cortina Lotus	GDS	Michael Gans	2:00.426	13	17	8.830
21	105	J. Filipe Nogueira	Ford Escort MK1	H76	F. Campos Ferreira	2:00.611	9	11	9.015
22	14	João Mira Gomes	Lotus Seven	GTP	Nuno Afoito	2:01.116	15	15	9.520
23	55	Paul Daniels	Porsche 911 3.0RS	H76	Paul Daniels	2:01.250	4	9	9.654
24	227	Carlos Barbot	Lotus Elan	H65	Carlos Barbot	2:01.949	7	10	10.353
25	161	Fernando E. Santo	Alfa Romeo GTAm	H71	Ricardo E. S. Bravo	2:02.376	8	10	10.780
26	225	Mário Meireles	Porsche 911 2.8 RSR	H76	Mário Meireles	2:02.627	7	8	11.031
27	246	Jakob V. Holstein	Ferrari 365GTB/4 Daytona	H76	Jakob V. Holstein	2:02.808	8	9	11.212
28	239	Fernandes Racing	Alfa Romeo GTAm	H71	Björn Ebsen	2:02.822	10	11	11.226
29	42	Christopher Schwartz	Jaguar E-type	H65	Lisa Schwartz	2:03.140	8	13	11.544
30	28	Per-Ake Forsvall	Lotus Elan	H65	Per-Ake Forsvall	2:03.612	22	23	12.016
31	337	Nuno Nunes	Porsche 2.5 ST	H71	Nuno Nunes	2:04.406	23	23	12.810
32	159	Nelson Rego	Datsun 510 SSS	H71	Filipe Martins	2:04.781	10	10	13.185
33	190	Carlos Cruz	Jaguar E-Type	H65	Carlos Cruz	2:04.936	6	9	13.340
34	83	Bruno Duarte	Porsche 911 3.0 RS	H76	Bruno Duarte	2:05.200	8	10	13.604
35	92	Michel Mora	Porsche 911 SWB	GDS	José Carvalhosa	2:05.884	7	9	14.288
36	105	J. Filipe Nogueira	Ford Escort MK1	H76	J. Filipe Nogueira	2:05.894	7	9	14.298
37	152	Palle Pedersen	Ginetta G4R	GTP	Palle Pedersen	2:06.070	6	10	14.474
38	239	Fernandes Racing	Alfa Romeo GTAm	H71	Volker Hichert	2:06.807	8	9	15.211
39	220	Paulo Rompante	Alfa Romeo Ti Super	GTP	Paulo Rompante	2:06.858	14	16	15.262
40	245	Thorkild Stamp	Porsche 904/6	H65	Thorkild Stamp	2:07.232	5	6	15.636
41	103	Luis Sousa Ribeiro	BMW 2800	H71	Luis Sousa Ribeiro	2:07.823	5	9	16.227
42	327	Piero dal Maso	Porsche 911 SWB	GDS	Guilherme dal Maso	2:08.070	15	15	16.474
43	153	Eficar Team	Porsche 914/6	H71	Manuel de la Torre	2:08.124	9	11	16.528
44	48	Miguel Ferreira	Ford Escort RS1600	H71	Miguel Ferreira	2:08.768	4	5	17.172
45	159	Nelson Rego	Datsun 510 SSS	H71	João D. Lopes	2:09.074	4	5	17.478
46	545	Paulo Lima	BMW 1600 Ti	H71	Joao C. Silva	2:09.128	11	13	17.532
47	42	Christopher Schwartz	Jaguar E-type	H65	Christopher Schwartz	2:09.552	5	7	17.956
48	161	Fernando E. Santo	Alfa Romeo GTAm	H71	Fernando E. Santo	2:09.563	10	11	17.967
49	159	Nelson Rego	Datsun 510 SSS	H71	Nelson Rego	2:10.236	6	7	18.640
50	65	AECD	Porsche 911 2.7 RS	H76	Eduardo Sanchez	2:10.306	13	13	18.710
51	211	Joao Sardinha	Alfa Romeo GTAm	H71	João Sardinha	2:10.332	17	18	18.736
52	58	AECD	Porsche 2.5 ST	H71	Jesus Fúster	2:11.279	3	4	19.683
53	104	Francois de Chanterac	Austin Healey 100/4	H65	Jeremy da rocha	2:11.282	15	15	19.686
54	327	Piero dal Maso	Porsche 911 SWB	GDS	Piero dal Maso	2:12.187	8	9	20.591
55	317	Pedro Moriyon	Porsche 911 SWB	GDS	Pedro Moriyon	2:12.797	8	9	21.201
56	14	João Mira Gomes	Lotus Seven	GTP	João Mira Gomes	2:13.079	6	8	21.483
57	2	Jose da Rocha	Jaguar E-type	H65	Jose da Rocha	2:14.049	3	8	22.453
58	1	AECD	Porsche 356	H65	Francisco Freitas	2:14.863	6	7	23.267
59	221	Alberto Velez-Grilo	BMW 1800 TiSA	GDS	Tomaz Velez-Grilo	2:14.910	13	15	23.314
60	58	AECD	Porsche 2.5 ST	H71	Antonio Gutiérrez	2:16.605	3	4	25.009
61	80	Miguel Vaz	Porsche 911 3.0 RS	H76	Miguel Vaz	2:16.751	4	5	25.155
62	104	Francois de Chanterac	Austin Healey 100/4	H65	Francois de Chanterac	2:17.903	8	9	26.307
63	545	Paulo Lima	BMW 1600 Ti	H71	Jose Paradelo	2:17.970	3	4	26.374
64	317	Pedro Moriyon	Porsche 911 SWB	GDS	José Carvalhosa	2:18.422	5	9	26.826
65	47	Annette Rolner	Porsche 911 3.0 RS	H76	Annette Rolner	2:19.129	3	4	27.533
66	92	Michel Mora	Porsche 911 SWB	GDS	Michel Mora	2:19.870	2	3	28.274
67	545	Paulo Lima	BMW 1600 Ti	H71	Paulo Lima	2:21.845	4	5	30.249
68	221	Alberto Velez-Grilo	BMW 1800 TiSA	GDS	Alberto Velez-Grilo	2:22.209	5	6	30.613

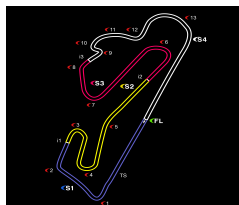


RACE READY
IBERIAN HISTORIC RACING



ESTORIL
CATERHAM
RACING
FESTIVAL

19/21 Nov. 2021



HE 250KM ESTORIL HISTORIC ENDURANCE 250 KM ESTORIL QUALIFYING

Classificação de voltas mais rápidas

Nº	Equipa	Carro	Classe	Piloto	Tempo	Vlt.	Total	Dif.	km/h	
69	1 AECD	Porsche 356	H65	Guillermo Velasco	2:24.146	7	8	32.550	1.937	104.0
70	65 AECD	Porsche 911 2.7 RS	H76	Rafael Alcalá	2:30.364	3	4	38.768	6.218	99.7
71	75 Carlos Brizido	Porsche 911 3.0 RS	H76	Carlos Brizido			2			
72	226 João Melo	Lotus Elan 26R	H65	Paulo Costa			2			
73	79 Mark Martin	Ford Cortina Lotus	GDS	Mark Martin			1			
74	159 Nelson Rego	Datsun 510 SSS	H71	Alexandre Leal			1			
75	226 João Melo	Lotus Elan 26R	H65	João Melo			1			
76	61 Lars Rolner	Porsche 911 3.0 RS	H76	Patrick Simon						
77	337 Nuno Nunes	Porsche 2.5 ST	H71							
78	337 Nuno Nunes	Porsche 2.5 ST	H71							

Hora da publicação:

Diretor de Corrida:

Timekeeper:

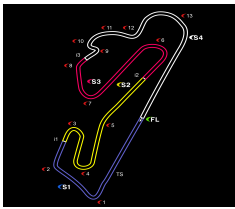
Jorge Pinto



RACE READY
IBERIAN HISTORIC RACING



ESTORIL
CATERHAM
RACING
FESTIVAL



HE 250KM ESTORIL HISTORIC ENDURANCE 250 KM ESTORIL Depois de QUALIFYING

Velocidade máxima do evento

Nº Equipa	Carro	Classe	Piloto	V.Máx	Vlt.	Sessão	
55	Paul Daniels	Porsche 911 3.0RS	H76	Markus Paltala	215.2	22	QUALIFYING
245	Thorkild Stamp	Porsche 904/6	H65	Michael Holden	214.7	15	QUALIFYING
225	Mário Meireles	Porsche 911 2.8 RSR	H76	João M. Silva	214.3	14	QUALIFYING
60	Pedro B. Rezende	Porsche 911 3.0 RS	H76	Pedro B. Rezende	214.3	17	QUALIFYING
192	Fernandes Racing	Jaguar E-Type	H65	Robert Frowein	212.3	22	QUALIFYING
48	Miguel Ferreira	Ford Escort RS1600	H71	Francisco Carvalho	211.0	17	QUALIFYING
75	Carlos Brizido	Porsche 911 3.0 RS	H76	João P. Cardoso	209.8	7	QUALIFYING
227	Carlos Barbot	Lotus Elan	H65	Diogo Matos	207.5	23	QUALIFYING
47	Annette Rolner	Porsche 911 3.0 RS	H76	Thibaut Pierre	207.1	17	QUALIFYING
80	Miguel Vaz	Porsche 911 3.0 RS	H76	Fernando Soares	205.9	10	QUALIFYING
246	Jakob V. Holstein	Ferrari 365GTB/4 Daytona	H76	José Monroy	203.6	18	QUALIFYING
83	Bruno Duarte	Porsche 911 3.0 RS	H76	Filipe S. Jesus	202.9	23	QUALIFYING
190	Carlos Cruz	Jaguar E-Type	H65	Carlos Cruz	202.5	8	QUALIFYING
61	Lars Rolner	Porsche 911 3.0 RS	H76	Lars Rolner	202.1	8	QUALIFYING
90	Miguel Lobo	Cobra Daytona Coupé	INV	Miguel Lobo	200.7	19	QUALIFYING
337	Nuno Nunes	Porsche 2.5 ST	H71	Nuno Nunes	198.1	23	QUALIFYING
79	Mark Martin	Ford Cortina Lotus	GDS	Michael Gans	197.8	17	QUALIFYING
105	J. Filipe Nogueira	Ford Escort MK1	H76	F. Campos Ferreira	197.4	18	QUALIFYING
239	Fernandes Racing	Alfa Romeo GTAm	H71	Björn Ebsen	197.1	19	QUALIFYING
152	Palle Pedersen	Ginetta G4R	GTP	Rasmus Lokvig	194.6	25	QUALIFYING
103	Luis Sousa Ribeiro	BMW 2800	H71	Ricardo Pereira	193.3	18	QUALIFYING
92	Michel Mora	Porsche 911 SWB	GDS	José Carvalhosa	193.3	8	QUALIFYING
327	Piero dal Maso	Porsche 911 SWB	GDS	Guilherme dal Maso	192.9	20	QUALIFYING
14	João Mira Gomes	Lotus Seven	GTP	Nuno Afoito	191.9	23	QUALIFYING
58	AECD	Porsche 2.5 ST	H71	Alvaro Ochagavias	191.2	12	QUALIFYING
42	Christopher Schwartz	Jaguar E-type	H65	Christopher Schwartz	189.6	3	QUALIFYING
159	Nelson Rego	Datsun 510 SSS	H71	Filipe Martins	188.3	22	QUALIFYING
161	Fernando E. Santo	Alfa Romeo GTAm	H71	Ricardo E. S. Bravo	187.0	13	QUALIFYING
220	Paulo Rompante	Alfa Romeo Ti Super	GTP	Paulo Rompante	185.8	6	QUALIFYING
317	Pedro Moriyon	Porsche 911 SWB	GDS	Pedro Moriyon	185.5	4	QUALIFYING
28	Per-Ake Forsvall	Lotus Elan	H65	Per-Ake Forsvall	183.6	17	QUALIFYING
545	Paulo Lima	BMW 1600 Ti	H71	Joao C. Silva	183.3	19	QUALIFYING
153	Eficar Team	Porsche 914/6	H71	Manuel de la Torre	182.7	7	QUALIFYING
65	AECD	Porsche 911 2.7 RS	H76	Eduardo Sanchez	180.3	15	QUALIFYING
2	Jose da Rocha	Jaguar E-type	H65	Fabrice Mestrot	179.1	13	QUALIFYING
104	Francois de Chanterac	Austin Healey 100/4	H65	Jeremy da rocha	178.3	20	QUALIFYING
221	Alberto Velez-Grilo	BMW 1800 TiSA	GDS	Tomaz Velez-Grilo	172.7	20	QUALIFYING
1	AECD	Porsche 356	H65	Francisco Freitas	172.1	15	QUALIFYING
211	Joao Sardinha	Alfa Romeo GTAm	H71	João Sardinha	167.4	17	QUALIFYING
226	João Melo	Lotus Elan 26R	H65	Paulo Costa	156.0	3	QUALIFYING

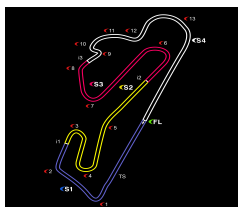


RACE READY
IBERIAN HISTORIC RACING



ESTORIL
CATERHAM
RACING
FESTIVAL

19/21 Nov. 2021



HE 250KM ESTORIL HISTORIC ENDURANCE 250 KM ESTORIL QUALIFYING

Sequência de voltas mais rápidas

Decorrido	Nº Equipa	Carro	Classe	Piloto	Tempo	km/h	Vit.
5:09.182	92 Michel Mora	Porsche 911 SWB	GDS	Michel Mora	2:19.870	107.1	2
5:13.650	152alle Pedersen	Ginetta G4R	GTP	Palle Pedersen	2:18.269	108.4	2
5:34.750	227 Carlos Barbot	Lotus Elan	H65	Carlos Barbot	2:10.135	115.2	2
5:44.349	55 Paul Daniels	Porsche 911 3.0RS	H76	Paul Daniels	2:06.309	118.7	2
7:46.561	55 Paul Daniels	Porsche 911 3.0RS	H76	Paul Daniels	2:02.212	122.6	3
9:47.811	55 Paul Daniels	Porsche 911 3.0RS	H76	Paul Daniels	2:01.250	123.6	4
16:18.453	61 Lars Rolner	Porsche 911 3.0 RS	H76	Lars Rolner	1:59.755	125.1	3
18:16.795	61 Lars Rolner	Porsche 911 3.0 RS	H76	Lars Rolner	1:58.342	126.6	4
34:27.635	60 Pedro B. Rezende	Porsche 911 3.0 RS	H76	Pedro B. Rezende	1:57.161	127.9	9
38:22.924	225 Mário Meireles	Porsche 911 2.8 RSR	H76	João M. Silva	1:53.968	131.5	4
40:15.848	225 Mário Meireles	Porsche 911 2.8 RSR	H76	João M. Silva	1:52.924	132.7	5
52:27.582	55 Paul Daniels	Porsche 911 3.0RS	H76	Markus Palttala	1:52.902	132.7	8
54:19.803	55 Paul Daniels	Porsche 911 3.0RS	H76	Markus Palttala	1:52.221	133.5	9
1:00:06.908	55 Paul Daniels	Porsche 911 3.0RS	H76	Markus Palttala	1:51.877	134.0	12
1:03:54.044	55 Paul Daniels	Porsche 911 3.0RS	H76	Markus Palttala	1:51.596	134.3	14



RACE READY
IBERIAN HISTORIC RACING



ESTORIL
CATERHAM
RACING
FESTIVAL



HE 250KM ESTORIL HISTORIC ENDURANCE 250 KM ESTORIL QUALIFYING

Volta a volta

— Volta invalidada ■ Melhor marca pessoal ■ Melhor da sessão B Cruzar pelo pit lane

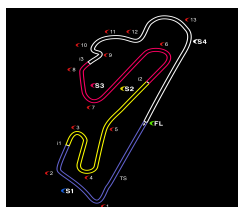
Vlt.	P	Tempo	Inter. 1	Inter. 2	Inter. 3	km/h	Decorrido	Vlt.	P	Tempo	Inter. 1	Inter. 2	Inter. 3	km/h	Decorrido
1		AECD 1.Guillermo Velasco 2.Francisco Freitas					Porsche 356 H65	9	2	8:16.891	6:30.766	37.073	1:09.052	30.2	32:34.342
1	1	7:12.303				34.7	7:12.303	10	2	2:09.738	27.497	35.769	1:06.472	115.5	34:44.080
2	1	3:36.066				69.4	10:48.369	11	2	2:03.609	27.073	33.012	1:03.524	121.2	36:47.689
3	1	2:28.328				101.0	13:16.697	12	2	2:03.854	26.333	33.421	1:04.100	121.0	38:51.543
4	1	2:29.775				100.1	15:46.472	13	2	2:03.249	26.038	33.533	1:03.678	121.6	40:54.792
5	1	2:27.520				101.6	18:13.992	14	2	2:03.777	25.712	33.614	1:04.451	121.1	42:58.569
6	1	2:26.501				102.3	20:40.493	15	2	2:12.493	27.001	33.900	1:11.592	113.1	45:11.062
7	1	2:24.146				104.0	23:04.639	16	2	4:06.464	2:18.112	38.488	1:09.864	60.8	49:17.526
8	1	3:00.504				83.0	26:05.143	17	2	2:09.083	27.276	34.744	1:07.063	116.1	51:26.609
9	2	8:43.590	6:54.713	38.291	1:10.586	28.6	34:48.733	18	2	2:07.983	26.565	34.292	1:07.126	117.1	53:34.592
10	2	2:19.502	30.830	36.938	1:11.734	107.4	37:08.235	19	2	2:06.761	26.510	34.203	1:06.048	118.2	55:41.353
11	2	2:18.241	29.622	37.720	1:10.899	108.4	39:26.476	20	2	2:05.305	26.012	34.259	1:05.034	119.6	57:46.658
12	2	2:30.196	29.696	37.941	1:22.559	99.8	41:56.672	21	2	2:33.956	29.463	38.093	1:26.400	97.3	1:00:20.614
13	2	8:18.218	6:29.256	38.280	1:10.682	30.1	50:14.890	22	2	3:56.679	2:17.510	34.658	1:04.511	63.3	1:04:17.293
14	2	2:14.863	28.693	36.632	1:09.538	111.1	52:29.753	23	2	2:01.116	25.294	32.575	1:03.247	123.7	1:06:18.409
15	2	2:26.464	28.419	39.590	1:18.455	102.3	54:56.217	28 Per-Ake Forsvall 1.Per-Ake Forsvall Lotus Elan H65							
2		Jose da Rocha 1.Jose da Rocha 2.Fabrice Mestrot					Jaguar E-type H65	1	1	3:32.608	1:24.082	46.208	1:22.318	70.5	3:32.608
1	1	6:48.161	4:42.403	43.283	1:22.475	36.7	6:48.161	2	1	2:26.977	33.564	39.705	1:13.708	102.0	5:59.585
2	1	2:21.239	33.083	39.102	1:09.054	106.1	9:09.400	3	1	2:18.440	30.527	36.857	1:11.056	108.3	8:18.025
3	1	2:14.049	29.480	36.313	1:08.256	111.8	11:23.449	4	1	2:18.595	29.873	37.047	1:11.675	108.1	10:36.620
4	1	2:14.722	27.925	38.679	1:08.118	111.2	13:38.171	5	1	2:32.964	30.977	38.740	1:23.247	98.0	13:09.584
5	1	2:15.884	29.994	35.804	1:10.086	110.3	15:54.055	6	1	5:32.013	3:43.768	38.007	1:10.238	45.1	18:41.597
6	1	2:30.118	30.298	36.006	1:23.814	99.8	18:24.173	7	1	2:12.277	28.902	36.058	1:07.317	113.3	20:53.874
7	1	4:12.898	2:30.191	35.443	1:07.264	59.3	22:37.071	8	1	2:09.808	27.936	34.781	1:07.091	115.5	23:03.682
8	1	2:47.846	28.219	35.169	1:44.458	89.3	25:24.917	9	1	2:54.688	28.483	36.820	1:49.385	85.8	25:58.370
9	2	7:23.850	5:40.796	36.785	1:06.269	33.8	32:48.767	10	1	8:29.236	6:44.710	36.234	1:08.292	29.4	34:27.606
10	2	2:06.028	28.590	33.813	1:03.625	118.9	34:54.795	11	1	2:10.286	27.313	33.172	1:09.801	115.0	36:37.892
11	2	2:01.597	26.704	32.205	1:02.688	123.2	36:56.392	12	1	2:07.658	27.530	34.434	1:05.694	117.4	38:45.550
12	2	2:03.281	27.185	32.189	1:03.907	121.6	38:59.673	13	1	2:09.589	28.212	34.372	1:07.005	115.6	40:55.139
13	2	2:00.374	26.194	31.929	1:02.251	124.5	41:00.047	14	1	2:07.061	26.939	33.544	1:06.578	117.9	43:02.200
14	2	2:00.953	26.029	32.053	1:02.871	123.9	43:01.000	15	1	2:09.534	29.222	33.426	1:06.886	115.7	45:11.734
15	2	2:21.392	28.640	32.356	1:20.396	106.0	45:22.392	16	1	2:13.067	27.478	34.353	1:11.236	112.6	47:24.801
16	2	5:14.950	2:35.812	43.138	1:56.000	47.6	50:37.342	17	1	2:21.166	25.954	33.041	1:22.171	106.2	49:45.967
17	2	5:43.865	4:05.740	33.854	1:04.271	43.6	56:21.207	18	1	3:32.812	1:51.617	34.604	1:06.591	70.4	53:18.779
18	2	2:02.782	27.146	32.442	1:03.194	122.1	58:23.989	19	1	2:04.573	26.682	32.742	1:05.149	120.3	55:23.352
19	2	2:02.662	26.584	32.781	1:03.297	122.2	1:00:26.651	20	1	2:04.960	26.416	33.500	1:05.044	119.9	57:28.312
20	2	2:00.215	26.159	31.821	1:02.235	124.7	1:02:26.866	21	1	2:03.834	26.268	33.260	1:04.306	121.0	59:32.146
21	2	2:00.816	26.022	32.499	1:02.295	124.0	1:04:27.682	22	1	2:03.612	26.557	33.062	1:03.993	121.2	1:01:35.758
14		João Mira Gomes 1.João Mira Gomes 2.Nuno Afoito					Lotus Seven GTP	23	1	2:32.803	26.753	37.723	1:28.327	98.1	1:04:08.561
1	1	7:51.379	5:49.560	42.532	1:19.287	31.8	7:51.379	42 Christopher Schwartz 1.Christopher Schwartz 2.Lisa Schwartz Jaguar E-type H65							
2	1	2:18.023	29.693	37.959	1:10.371	108.6	10:09.402	1	1	6:51.536	5:01.820	37.057	1:12.659	36.4	6:51.536
3	1	2:21.993	30.654	37.227	1:14.112	105.5	12:31.395	2	1	2:15.957	29.517	38.193	1:08.247	110.2	9:07.493
4	1	2:20.404	28.970	38.493	1:12.941	106.7	14:51.799	3	1	2:11.500	28.413	35.607	1:07.480	114.0	11:18.993
5	1	2:19.209	29.838	37.613	1:11.758	107.7	17:11.008	4	1	2:11.767	27.894	34.854	1:09.019	113.7	13:30.760
6	1	2:13.079	28.238	36.184	1:08.657	112.6	19:24.087	5	1	2:09.552	27.771	34.326	1:07.455	115.7	15:40.312
7	1	2:17.256	28.490	36.285	1:12.481	109.2	21:41.343	6	1	2:21.383	28.287	34.496	1:18.600	106.0	18:01.695
8	1	2:36.108	28.456	38.754	1:28.898	96.0	24:17.451	7	1	7:33.521	5:11.023	40.702	1:41.796	33.0	25:35.216
								8	2	8:24.931	6:28.473	39.045	1:17.413	29.7	34:00.147
								9	2	2:30.048	32.469	38.550	1:19.029	99.9	36:30.195
								10	2	2:29.331	32.592	38.616	1:18.123	100.4	38:59.526
								11	2	2:32.456	33.986	41.141	1:17.329	98.3	41:31.982



RACE READY
IBERIAN HISTORIC RACING



ESTORIL
CATERHAM
RACING
FESTIVAL



HE 250KM ESTORIL HISTORIC ENDURANCE 250 KM ESTORIL QUALIFYING

Volta a volta

— Volta invalidada ■ Melhor marca pessoal ■ Melhor da sessão B Cruzar pelo pit lane

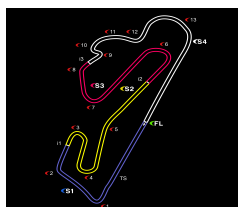
Vlt.	P	Tempo	Inter. 1	Inter. 2	Inter. 3	km/h	Decorrido	Vlt.	P	Tempo	Inter. 1	Inter. 2	Inter. 3	km/h	Decorrido
12	2	2:39.602B	30.627	37.024	1:31.951	93.9	44:11.584	<div style="border: 2px solid black; padding: 5px; width: fit-content; margin-bottom: 5px;">55</div> Paul Daniels Porsche 911 3.0RS 1.Paul Daniels H76 2.Markus Palttala							



RACE READY
IBERIAN HISTORIC RACING



ESTORIL
CATERHAM
RACING
FESTIVAL



HE 250KM ESTORIL HISTORIC ENDURANCE 250 KM ESTORIL QUALIFYING

Volta a volta

— Volta invalidada ■ Melhor marca pessoal ■ Melhor da sessão B Cruzar pelo pit lane

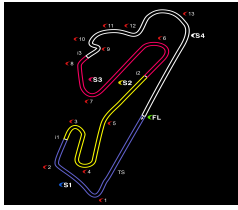
Vlt.	P	Tempo	Inter. 1	Inter. 2	Inter. 3	km/h	Decorrido	Vlt.	P	Tempo	Inter. 1	Inter. 2	Inter. 3	km/h	Decorrido					
60		Pedro B. Rezende 1. Pedro B. Rezende						Porsche 911 3.0 RS H76			Carlos Brizido 1. Carlos Brizido 2. João P. Cardoso						Porsche 911 3.0 RS H76			
1	1	3:39.350	1:49.814	40.250	1:09.286	68.3	3:39.350	1	1	3:48.852	1:43.933	43.057	1:21.862	65.5	3:48.852					
2	1	2:06.643	27.659	34.432	1:04.552	118.3	5:45.993	2	1	2:31.779B	30.956	38.284	1:22.539	98.7	6:20.631					
3	1	2:02.957	26.258	32.952	1:03.747	121.9	7:48.950	3	2	25:55.954	...	33.679	1:01.774	9.6	32:16.585					
4	1	2:01.791	26.415	32.979	1:02.397	123.1	9:50.741	4	2	2:00.032	26.414	32.302	1:01.316	124.9	34:16.617					
5	1	2:01.495	25.928	32.626	1:02.941	123.4	11:52.236	5	2	2:08.906	27.102	34.991	1:06.813	116.3	36:25.523					
6	1	2:37.888B	29.167	46.739	1:21.982	94.9	14:30.124	6	2	1:58.291	26.187	31.841	1:00.263	126.7	38:23.814					
7	1	10:48.196B	8:28.126	36.841	1:43.229	23.1	25:18.320	7	2	1:55.808	24.646	31.395	59.767	129.4	40:19.622					
8	1	7:12.154	5:36.041	33.003	1:03.110	34.7	32:30.474	8	2	2:13.151B	26.717	33.222	1:13.212	112.6	42:32.773					
9	1	1:57.161	24.876	31.714	1:00.571	127.9	34:27.635	9	2	15:43.009	...	35.852	1:00.813	15.9	58:15.782					
10	1	1:57.323	25.420	31.159	1:00.744	127.7	36:24.958	10	2	1:55.397	24.092	31.494	59.811	129.9	1:00:11.179					
11	1	2:39.361B	28.973	43.628	1:26.760	94.0	39:04.319	11	2	1:55.901	24.084	31.550	1:00.267	129.3	1:02:07.080					
12	1	13:31.523	...	33.207	1:00.187	18.5	52:35.842	12	2	1:54.904	24.073	31.412	59.419	130.4	1:04:01.984					
13	1	1:53.388	23.543	30.384	59.461	132.2	54:29.230								79		Mark Martin 1. Mark Martin 2. Michael Gans		Ford Cortina Lotus GDS	
14	1	1:54.374	23.807	30.814	59.753	131.0	56:23.604	1	2	18:13.283B	...	39.327	1:21.600	13.7	18:13.283					
15	1	2:02.246	25.783	32.425	1:04.038	122.6	58:25.850	2	2	3:36.940B	1:42.822	34.995	1:19.123	69.1	21:50.223					
16	1	2:30.965	25.971	45.524	1:19.470	99.3	1:00:56.815	3	1	3:32.974B	1:13.421	36.081	1:43.472	70.4	25:23.197					
17	1	1:53.273	23.728	30.285	59.260	132.3	1:02:50.088	4	2	6:57.844	5:19.729	34.006	1:04.109	35.9	32:21.041					
61		Lars Rolner 1. Lars Rolner 2. Patrick Simon						Porsche 911 3.0 RS H76								79		Mark Martin 1. Mark Martin 2. Michael Gans		Ford Cortina Lotus GDS
1	1	12:07.734	...	42.279	1:15.464	20.6	12:07.734	5	2	2:05.367	27.403	33.438	1:04.526	119.5	34:26.408					
2	1	2:10.964	32.712	33.882	1:04.370	114.4	14:18.698	6	2	2:04.430	27.236	33.102	1:04.092	120.4	36:30.838					
3	1	1:59.755	26.511	32.020	1:01.224	125.1	16:18.453	7	2	2:04.266	26.873	32.827	1:04.566	120.6	38:35.104					
4	1	1:58.342	25.856	31.283	1:01.203	126.6	18:16.795	8	2	2:01.858	26.149	32.633	1:03.076	123.0	40:36.962					
5	1	2:10.072B	25.948	30.670	1:13.454	115.2	20:26.867	9	2	2:01.592	25.967	32.698	1:02.927	123.3	42:38.554					
6	1	22:59.364	...	31.877	1:02.403	10.9	43:26.231	10	2	2:19.309B	26.575	33.975	1:18.759	107.6	44:57.863					
7	1	1:54.784	25.395	30.476	58.913	130.6	45:21.015	11	2	4:16.595	2:37.735	34.136	1:04.724	58.4	49:14.458					
65		AECD 1. Rafael Alcalá 2. Eduardo Sanchez						Porsche 911 2.7 RS H76								80		Miguel Vaz 1. Miguel Vaz 2. Fernando Soares		Porsche 911 3.0 RS H76
1	1	12:19.133	9:53.090	47.942	1:38.101	20.3	12:19.133	1	1	8:54.075	6:58.374	40.931	1:14.770	28.1	8:54.075					
2	1	2:42.024	36.162	43.764	1:22.098	92.5	15:01.157	2	1	2:18.907	29.323	37.594	1:11.990	107.9	11:12.982					
3	1	2:30.364	32.832	40.981	1:16.551	99.7	17:31.521	3	1	2:20.447	29.248	37.400	1:13.799	106.7	13:33.429					
4	1	2:52.316B	31.417	40.427	1:40.472	87.0	20:23.837	4	1	2:16.751	29.296	37.161	1:10.294	109.6	15:50.180					
5	2	15:38.418	...	40.592	1:13.534	16.0	36:02.255	5	1	2:24.499B	30.196	36.644	1:17.659	103.7	18:14.679					
6	2	2:22.618	30.650	38.554	1:13.414	105.1	38:24.873	6	2	23:33.000B	...	44.482	1:27.213	10.6	41:47.679					
7	2	2:34.962B	30.219	39.860	1:24.883	96.7	40:59.835	7	2	3:50.431	2:12.131	33.703	1:04.597	65.0	45:38.110					
8	2	4:45.913	2:51.638	39.811	1:14.464	52.4	45:45.748	8	2	2:00.784	26.417	31.797	1:02.570	124.1	47:38.894					
9	2	2:22.091	30.206	37.203	1:14.682	105.5	48:07.839	9	2	1:59.287	25.862	31.680	1:01.745	125.6	49:38.181					
10	2	2:34.602B	28.780	36.206	1:29.616	96.9	50:42.441	10	2	2:04.657	25.366	34.364	1:04.927	120.2	51:42.838					
11	2	3:24.733	1:37.643	37.237	1:09.853	73.2	54:07.174	11	2	1:57.756	24.779	31.515	1:01.462	127.3	53:40.594					
12	2	2:13.277	28.281	36.871	1:08.125	112.4	56:20.451	12	2	2:26.212B	28.290	36.985	1:20.937	102.5	56:06.806					
13	2	2:12.575	27.553	36.704	1:08.318	113.0	58:33.026													
14	2	2:11.477	27.864	36.070	1:07.543	114.0	1:00:44.503													
15	2	2:11.572	28.044	36.046	1:07.482	113.9	1:02:56.075													
16	2	2:12.440	28.346	36.415	1:07.679	113.2	1:05:08.515													
17	2	2:10.306	27.397	35.603	1:07.306	115.0	1:07:18.821													



RACE READY
IBERIAN HISTORIC RACING



ESTORIL
CATERHAM
RACING
FESTIVAL



HE 250KM ESTORIL HISTORIC ENDURANCE 250 KM ESTORIL QUALIFYING

Volta a volta

— Volta invalidada

■ Melhor marca pessoal

■ Melhor da sessão

■ Cruzar pelo pit lane

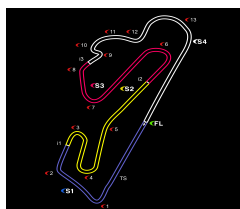
Vlt.	P	Tempo	Inter. 1	Inter. 2	Inter. 3	km/h	Decorrido	Vlt.	P	Tempo	Inter. 1	Inter. 2	Inter. 3	km/h	Decorrido
83 Bruno Duarte 1. Bruno Duarte 2. Filipe S. Jesus Porsche 911 3.0 RS H76								92 Michel Mora 1. Michel Mora 2. José Carvalhosa Porsche 911 SWB GDS							
1	1	3:42.787	1:50.702	40.890	1:11.195	67.3	3:42.787	1	1	2:49.312	53.847	40.301	1:15.164	88.5	2:49.312
2	1	2:16.161	29.138	37.553	1:09.470	110.1	5:58.948	2	1	2:19.870	30.254	37.603	1:12.013	107.1	5:09.182
3	1	2:10.891	28.094	35.188	1:07.609	114.5	8:09.839	3	1	2:35.678 B	29.066	40.852	1:25.760	96.3	7:44.860
4	1	2:09.833	27.910	34.712	1:07.211	115.4	10:19.672	4	2	25:46.012	...	36.037	1:08.849	9.7	33:30.872
5	1	2:06.366	27.383	34.130	1:04.853	118.6	12:26.038	5	2	2:14.795	28.448	35.613	1:10.734	111.2	35:45.667
6	1	2:11.141	29.072	34.394	1:07.675	114.3	14:37.179	6	2	2:14.731	28.573	33.612	1:12.546	111.2	38:00.398
7	1	2:06.254	27.971	34.070	1:04.213	118.7	16:43.433	7	2	2:07.988	26.998	33.949	1:07.041	117.1	40:08.386
8	1	2:05.200	27.415	33.897	1:03.888	119.7	18:48.633	8	2	2:06.547	26.596	34.230	1:05.721	118.4	42:14.933
9	1	2:16.308 B	27.527	33.314	1:15.467	109.9	21:04.941	9	2	2:12.153	27.407	36.652	1:08.094	113.4	44:27.086
10	1	4:15.789 B	1:54.353	36.233	1:45.203	58.6	25:20.730	10	2	2:05.884	26.548	33.941	1:05.395	119.1	46:32.970
11	2	7:28.930	5:46.738	35.439	1:06.753	33.4	32:49.660	11	2	2:06.662	26.151	34.528	1:05.983	118.3	48:39.632
12	2	2:06.975	28.287	33.995	1:04.693	118.0	34:56.635	12	2	2:36.085 B	28.739	37.951	1:29.395	96.0	51:15.717
13	2	2:03.950	27.683	32.971	1:03.296	120.9	37:00.585	103 Luis Sousa Ribeiro 1. Luis Sousa Ribeiro 2. Ricardo Pereira BMW 2800 H71							
14	2	2:02.234	26.004	32.747	1:03.483	122.6	39:02.819	1	1	4:30.224	2:39.217	40.925	1:10.082	55.5	4:30.224
15	2	2:04.726	28.459	33.140	1:03.127	120.2	41:07.545	2	1	2:15.404	29.618	35.691	1:10.095	110.7	6:45.628
16	2	2:01.256	26.093	32.367	1:02.796	123.6	43:08.801	3	1	2:09.237	28.888	35.211	1:05.138	116.0	8:54.865
17	2	2:01.949	25.848	32.432	1:03.669	122.9	45:10.750	4	1	2:08.778	28.921	34.744	1:05.113	116.4	11:03.643
18	2	2:00.985	25.794	32.188	1:03.003	123.9	47:11.735	5	1	2:07.823	27.972	34.014	1:05.837	117.2	13:11.466
19	2	2:01.756	26.359	32.080	1:03.317	123.1	49:13.491	6	1	2:13.873 B	28.021	33.367	1:12.485	111.9	15:25.339
20	2	2:00.288	25.344	32.042	1:02.902	124.6	51:13.779	7	1	4:48.738	2:50.036	45.335	1:13.367	51.9	20:14.077
21	2	2:02.232	25.849	32.270	1:04.113	122.6	53:16.011	8	1	2:16.446	28.414	37.656	1:10.376	109.8	22:30.523
22	2	1:59.969	25.199	32.425	1:02.345	124.9	55:15.980	9	1	2:35.430 B	27.963	35.425	1:32.042	96.4	25:05.953
23	2	2:13.755 B	25.853	31.795	1:16.107	112.0	57:29.735	10	2	7:47.224	6:04.938	35.371	1:06.915	32.1	32:53.177
24	2	3:50.016	2:15.645	32.299	1:02.072	65.2	1:01:19.751	11	2	2:03.724	26.919	33.138	1:03.667	121.1	34:56.901
25	2	1:59.103	25.376	31.614	1:02.113	125.8	1:03:18.854	12	2	2:04.047	28.017	32.987	1:03.043	120.8	37:00.948
26	2	1:59.488	25.234	31.583	1:02.671	125.4	1:05:18.342	13	2	2:03.186	26.607	33.416	1:03.163	121.7	39:04.134
27	2	2:01.717	26.623	32.061	1:03.033	123.1	1:07:20.059	14	2	2:14.100	29.220	37.387	1:07.493	111.8	41:18.234
90 Miguel Lobo 1. Miguel Lobo Cobra Daytona Coupé INV								104 Francois de Chanterac 1. Francois de Chanterac 2. Jeremy da rocha Austin Healey 100/4 H65							
1	1	3:31.164	1:38.773	38.693	1:13.698	71.0	3:31.164	1	1	5:31.661	3:24.397	45.118	1:22.146	45.2	5:31.661
2	1	2:10.616	27.534	35.728	1:07.354	114.7	5:41.780	2	1	2:30.256	32.629	41.068	1:16.559	99.7	8:01.917
3	1	2:17.920	28.819	38.259	1:10.842	108.7	7:59.700	3	1	2:25.313	31.416	38.986	1:14.911	103.1	10:27.230
4	1	2:09.935	27.197	35.691	1:07.047	115.3	10:09.635	4	1	2:29.312	30.537	39.944	1:18.831	100.4	12:56.542
5	1	2:05.118	26.442	33.121	1:05.555	119.8	12:14.753	5	1	2:20.475	30.596	38.333	1:11.546	106.7	15:17.017
6	1	2:05.085	26.360	33.749	1:04.976	119.8	14:19.838	6	1	2:20.187	30.270	38.465	1:11.452	106.9	17:37.204
7	1	2:05.435	27.394	33.774	1:04.267	119.5	16:25.273	7	1	2:22.854	30.834	39.369	1:12.651	104.9	20:00.058
8	1	2:19.262 B	27.411	34.048	1:17.803	107.6	18:44.535	8	1	2:17.903	29.449	37.753	1:10.701	108.7	22:17.961
9	1	13:34.820	...	33.637	1:03.889	18.4	32:19.355	9	1	2:43.265 B	30.405	38.191	1:34.669	91.8	25:01.226
10	1	2:04.792	26.103	33.637	1:05.052	120.1	34:24.147	10	2	8:29.544	6:38.571	38.971	1:12.002	29.4	33:30.770
11	1	2:05.237	26.407	32.517	1:06.313	119.7	36:29.384	11	2	2:15.508	30.185	36.821	1:08.502	110.6	35:46.278
12	1	2:02.240	25.892	32.745	1:03.603	122.6	38:31.624	12	2	2:14.769	28.974	36.082	1:09.713	111.2	38:01.047
13	1	2:04.575	25.207	33.499	1:05.869	120.3	40:36.199								
14	1	1:58.907	24.961	31.834	1:02.112	126.0	42:35.106								
15	1	2:32.354 B	26.464	40.777	1:25.113	98.4	45:07.460								
16	1	3:41.791	2:04.319	33.163	1:04.309	67.6	48:49.251								
17	1	2:01.425	25.503	32.594	1:03.328	123.4	50:50.676								
18	1	1:57.489	24.553	31.743	1:01.193	127.6	52:48.165								
19	1	2:36.981 B	24.125	39.868	1:32.988	95.5	55:25.146								
20	1	4:03.647	2:26.503	33.733	1:03.411	61.5	59:28.793								
21	1	1:59.463	24.960	31.837	1:02.666	125.5	1:01:28.256								
22	1	1:56.585	23.995	31.318	1:01.272	128.5	1:03:24.841								



RACE READY
IBERIAN HISTORIC RACING



ESTORIL
CATERHAM
RACING
FESTIVAL



HE 250KM ESTORIL HISTORIC ENDURANCE 250 KM ESTORIL QUALIFYING

Volta a volta

— Volta invalidada ■ Melhor marca pessoal ■ Melhor da sessão B Cruzar pelo pit lane

Vlt.	P	Tempo	Inter. 1	Inter. 2	Inter. 3	km/h	Decorrido	Vlt.	P	Tempo	Inter. 1	Inter. 2	Inter. 3	km/h	Decorrido
13	2	2:15.398	29.758	36.545	1:09.095	110.7	40:16.445	18	2	4:29.154	2:52.969	32.792	1:03.393	55.7	50:02.957
14	2	2:21.916B	29.834	36.598	1:15.484	105.6	42:38.361	19	2	2:03.394	26.843	32.942	1:03.609	121.5	52:06.351
15	2	2:51.294	1:03.504	37.197	1:10.593	87.5	45:29.655	20	2	2:00.762	25.985	32.290	1:02.487	124.1	54:07.113
16	2	2:15.026	28.640	36.508	1:09.878	111.0	47:44.681	21	2	1:59.189	25.203	31.596	1:02.390	125.7	56:06.302
17	2	2:14.356	28.389	35.916	1:10.051	111.5	49:59.037	22	2	1:58.526	25.790	31.131	1:01.605	126.4	58:04.828
18	2	2:14.436	30.224	36.879	1:07.333	111.5	52:13.473	23	2	1:58.948	25.161	31.535	1:02.252	126.0	1:00:03.776
19	2	2:12.949	27.660	37.174	1:08.115	112.7	54:26.422	24	2	1:59.723	25.334	31.584	1:02.805	125.2	1:02:03.499
20	2	2:13.316	28.951	36.413	1:07.952	112.4	56:39.738	25	2	1:57.527	25.029	31.269	1:01.229	127.5	1:04:01.026
21	2	2:11.310	27.803	36.183	1:07.324	114.1	58:51.048	26	2	2:37.526	32.357	43.633	1:21.536	95.1	1:06:38.552
22	2	2:11.874	27.883	36.090	1:07.901	113.6	1:01:02.922								
23	2	2:12.091	27.954	36.051	1:08.086	113.5	1:03:15.013								
24	2	2:11.282	27.765	36.216	1:07.301	114.2	1:05:26.295								

105		J. Filipe Nogueira		Ford Escort MK1			
		1.J. Filipe Nogueira		H76			
		2.F. Campos Ferreira					
1	1	6:19.869	4:06.289	47.923	1:25.657	39.5	6:19.869
2	1	2:25.888	31.456	40.064	1:14.368	102.7	8:45.757
3	1	2:14.610	29.143	36.116	1:09.351	111.3	11:00.367
4	1	2:11.272	28.414	35.050	1:07.808	114.2	13:11.639
5	1	2:28.253	45.713	34.798	1:07.742	101.1	15:39.892
6	1	2:09.064	27.861	34.790	1:06.413	116.1	17:48.956
7	1	2:05.894	27.505	34.290	1:04.099	119.0	19:54.850
8	1	2:09.043	29.470	33.795	1:05.778	116.1	22:03.893
9	1	2:27.039B	29.221	37.208	1:20.610	101.9	24:30.932
10	2	8:58.900	7:08.163	37.802	1:12.935	27.8	33:29.832
11	2	2:13.347	29.162	35.224	1:08.961	112.4	35:43.179
12	2	2:10.498	29.055	34.571	1:06.872	114.8	37:53.677
13	2	2:10.375	28.424	34.426	1:07.525	115.0	40:04.052
14	2	2:08.642	27.965	33.994	1:06.683	116.5	42:12.694
15	2	2:43.829B	29.762	40.109	1:33.958	91.5	44:56.523
16	2	6:06.420	4:26.635	35.495	1:04.290	40.9	51:02.943
17	2	2:00.822	25.841	32.402	1:02.579	124.0	53:03.765
18	2	2:00.611	25.457	31.969	1:03.185	124.3	55:04.376
19	2	2:01.821	25.400	32.365	1:04.056	123.0	57:06.197
20	2	2:25.629B	27.629	36.235	1:21.765	102.9	59:31.826

152		Palle Pedersen		Ginetta G4R			
		1.Palle Pedersen		GTP			
		2.Rasmus Lokvig					
1	1	2:55.381	1:01.158	41.914	1:12.309	85.5	2:55.381
2	1	2:18.269	33.733	36.308	1:08.228	108.4	5:13.650
3	1	2:09.376	27.745	34.463	1:07.168	115.8	7:23.026
4	1	2:12.146	27.499	34.728	1:09.919	113.4	9:35.172
5	1	2:11.426	28.405	35.719	1:07.302	114.0	11:46.598
6	1	2:06.070	27.706	33.594	1:04.770	118.9	13:52.668
7	1	2:36.471B	28.671	37.751	1:30.049	95.8	16:29.139
8	1	5:04.810	3:21.010	35.608	1:08.192	49.2	21:33.949
9	1	2:08.246	27.607	34.460	1:06.179	116.9	23:42.195
10	1	2:58.973B	33.737	45.538	1:39.698	83.7	26:41.168
11	2	6:14.588	4:32.283	33.905	1:08.400	40.0	32:55.756
12	2	2:03.089	27.364	32.664	1:03.061	121.8	34:58.845
13	2	2:03.415	26.890	32.871	1:03.654	121.4	37:02.260
14	2	2:02.872	26.573	32.456	1:03.843	122.0	39:05.132
15	2	2:06.327	28.688	33.450	1:04.189	118.6	41:11.459
16	2	2:01.116	26.306	31.968	1:02.842	123.7	43:12.575
17	2	2:21.228B	27.231	35.135	1:18.862	106.1	45:33.803

153		Eficar Team		Porsche 914/6			
		1.Manuel de la Torre		H71			
1	1	6:58.640	4:52.399	47.124	1:19.117	35.8	6:58.640
2	1	2:38.914	33.747	47.292	1:17.875	94.3	9:37.554
3	1	2:29.243	30.730	39.921	1:18.592	100.4	12:06.797
4	1	2:30.839	33.356	41.039	1:16.444	99.4	14:37.636
5	1	2:41.799B	31.417	39.014	1:31.368	92.6	17:19.435
6	1	23:32.184	...	38.071	1:09.431	10.6	40:51.619
7	1	2:09.073	27.655	35.212	1:06.206	116.1	43:00.692
8	1	2:10.130	29.381	34.168	1:06.581	115.2	45:10.822
9	1	2:08.124	27.778	34.162	1:06.184	117.0	47:18.946
10	1	2:11.855	28.448	35.256	1:08.151	113.7	49:30.801
11	1	2:32.623B	28.729	37.152	1:26.742	98.2	52:03.424

159		Nelson Rego		Datsun 510 SSS			
		1.Nelson Rego		H71			
		2.Alexandre Leal		3.João D. Lopes			
				4.Filipe Martins			
1	1	6:22.378	4:12.474	45.544	1:24.360	39.2	6:22.378
2	1	2:22.131	29.665	40.227	1:12.239	105.4	8:44.509
3	1	2:17.193	29.096	36.407	1:11.690	109.2	11:01.702
4	1	2:13.189	28.741	35.668	1:08.780	112.5	13:14.891
5	1	2:12.314	28.460	35.689	1:08.165	113.3	15:27.205
6	1	2:10.236	28.343	35.578	1:06.315	115.1	17:37.441
7	1	2:21.303B	28.035	35.439	1:17.829	106.1	19:58.744
8	2	5:40.215B	3:15.795	40.287	1:44.133	44.1	25:38.959
9	3	7:04.956	5:17.765	37.575	1:09.616	35.3	32:43.915
10	3	2:11.559	28.903	35.266	1:07.390	113.9	34:55.474
11	3	2:09.478	28.213	34.688	1:06.577	115.7	37:04.952
12	3	2:09.074	27.900	35.215	1:05.959	116.1	39:14.026
13	3	2:19.228B	26.907	34.379	1:17.942	107.6	41:33.254
14	4	4:02.578	2:04.778	44.559	1:13.241	61.8	45:35.832
15	4	2:14.129	30.163	37.768	1:06.198	111.7	47:49.961
16	4	2:10.918	27.050	36.170	1:07.698	114.5	50:00.879
17	4	2:09.976	27.560	34.811	1:07.605	115.3	52:10.855
18	4	2:07.926	27.493	34.373	1:06.060	117.2	54:18.781
19	4	2:19.935B	27.509	34.388	1:18.038	107.1	56:38.716
20	4	3:37.187	1:53.898	36.221	1:07.068	69.0	1:00:15.903
21	4	2:13.581	31.676	35.549	1:06.356	112.2	1:02:29.484
22	4	2:05.610	27.243	33.938	1:04.429	119.3	1:04:35.094
23	4	2:04.781	26.083	33.881	1:04.817	120.1	1:06:39.875

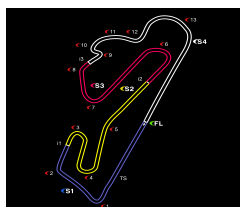
161		Fernando E. Santo		Alfa Romeo GTAm			
		1.Fernando E. Santo		H71			
		2.Ricardo E. S. Bravo					
1	1	3:12.691	1:11.117	42.730	1:18.844	77.8	3:12.691



RACE READY
IBERIAN HISTORIC RACING



ESTORIL
CATERHAM
RACING
FESTIVAL



HE 250KM ESTORIL

HISTORIC ENDURANCE 250 KM ESTORIL

QUALIFYING

Volta a volta

— Volta invalidada ■ Melhor marca pessoal ■ Melhor da sessão ■ Cruzar pelo pit lane

Vlt.	P	Tempo	Inter. 1	Inter. 2	Inter. 3	km/h	Decorrido	Vlt.	P	Tempo	Inter. 1	Inter. 2	Inter. 3	km/h	Decorrido
------	---	-------	----------	----------	----------	------	-----------	------	---	-------	----------	----------	----------	------	-----------

2	1	2:20.533	30.685	37.127	1:12.721	106.6	5:33.224
3	1	2:20.534	31.925	36.815	1:11.794	106.6	7:53.758
4	1	2:15.810	29.402	36.841	1:09.567	110.4	10:09.568
5	1	2:14.788	29.381	36.210	1:09.197	111.2	12:24.356
6	1	2:18.677	31.608	37.713	1:09.356	108.1	14:43.033
7	1	2:14.745	28.577	37.006	1:09.162	111.2	16:57.778
8	1	2:13.042	29.412	36.001	1:07.629	112.6	19:10.820
9	1	2:10.891	28.487	35.222	1:07.182	114.5	21:21.711
10	1	2:09.563	28.054	34.852	1:06.657	115.7	23:31.274
11	1	2:42.963 B	29.651	41.748	1:31.564	92.0	26:14.237
12	2	13:08.127	...	34.331	1:07.134	19.0	39:22.364
13	2	2:05.795	26.401	33.904	1:05.490	119.1	41:28.159
14	2	2:04.438	26.378	34.428	1:03.632	120.4	43:32.597
15	2	2:06.634	26.845	35.322	1:04.467	118.3	45:39.231
16	2	2:05.285	27.502	34.344	1:03.439	119.6	47:44.516
17	2	2:02.875	25.943	33.669	1:03.263	122.0	49:47.391
18	2	2:03.678	25.870	33.581	1:04.227	121.2	51:51.069
19	2	2:02.376	25.821	33.566	1:02.989	122.5	53:53.445
20	2	2:02.627	25.818	33.535	1:03.274	122.2	55:56.072
21	2	2:15.495 B	26.165	33.728	1:15.602	110.6	58:11.567

190 **Carlos Cruz**
1. Carlos Cruz
2. Miguel Amaral

Jaguar E-Type
H65

1	1	5:48.938	3:55.609	40.243	1:13.086	42.9	5:48.938
2	1	2:18.817	28.813	36.809	1:13.195	108.0	8:07.755
3	1	2:14.006	28.674	35.718	1:09.614	111.8	10:21.761
4	1	2:09.001	27.447	34.877	1:06.677	116.2	12:30.762
5	1	2:07.038	27.538	34.885	1:04.615	118.0	14:37.800
6	1	2:04.936	26.854	34.201	1:03.881	120.0	16:42.736
7	1	2:06.300	27.931	33.805	1:04.564	118.7	18:49.036
8	1	2:07.475	30.041	33.909	1:03.525	117.6	20:56.511
9	1	2:15.980 B	27.096	33.563	1:15.321	110.2	23:12.491
10	2	9:19.039	7:41.069	33.808	1:04.162	26.8	32:31.530
11	2	2:01.667	26.800	32.098	1:02.769	123.2	34:33.197
12	2	2:00.829	25.864	31.843	1:03.122	124.0	36:34.026
13	2	1:59.338	25.929	31.531	1:01.878	125.6	38:33.364
14	2	1:58.295	25.099	31.939	1:01.257	126.7	40:31.659
15	2	1:57.372	24.965	31.516	1:00.891	127.7	42:29.031
16	2	1:57.534	24.667	31.190	1:01.677	127.5	44:26.565
17	2	2:14.721 B	26.282	33.101	1:15.338	111.2	46:41.286

192 **Fernandes Racing**
1. Robert Frowein

Jaguar E-Type
H65

1	1	3:10.975	1:13.501	41.886	1:15.588	78.5	3:10.975
2	1	2:19.222	29.825	37.191	1:12.206	107.6	5:30.197
3	1	2:16.674	28.851	36.532	1:11.291	109.7	7:46.871
4	1	2:12.167	28.432	35.750	1:07.985	113.4	9:59.038
5	1	2:22.349 B	27.330	34.527	1:20.492	105.3	12:21.387
6	1	5:51.254	4:03.461	36.859	1:10.934	42.7	18:12.641
7	1	2:04.830	27.282	33.505	1:04.043	120.1	20:17.471
8	1	2:04.476	26.436	34.300	1:03.740	120.4	22:21.947
9	1	10:20.500	26.990	33.044	9:20.466	24.2	32:42.447
10	1	2:01.248	25.762	32.422	1:03.064	123.6	34:43.695
11	1	2:01.655	26.151	32.888	1:02.616	123.2	36:45.350
12	1	2:03.946	26.867	32.944	1:04.135	120.9	38:49.296

13	1	2:02.026	25.975	32.343	1:03.708	122.8	40:51.322
14	1	1:59.933	25.178	32.291	1:02.464	125.0	42:51.255
15	1	1:59.671	25.067	32.297	1:02.307	125.2	44:50.926
16	1	2:19.064 B	26.413	34.580	1:18.071	107.8	47:09.990
17	1	5:06.046	3:27.215	34.432	1:04.399	49.0	52:16.036
18	1	2:02.913	27.213	32.960	1:02.740	121.9	54:18.949
19	1	2:00.433	25.772	32.059	1:02.602	124.4	56:19.382
20	1	2:00.244	25.395	31.965	1:02.884	124.6	58:19.626
21	1	1:57.700	24.868	31.609	1:01.223	127.3	1:00:17.326
22	1	2:13.210	29.371	32.762	1:11.077	112.5	1:02:30.536
23	1	2:01.927	26.860	32.654	1:02.413	122.9	1:04:32.463
24	1	2:00.124	25.374	32.330	1:02.420	124.8	1:06:32.587

211 **Joao Sardinha**
1. João Sardinha

Alfa Romeo GTAm
H71

1	1	9:27.208	7:14.264	47.501	1:25.443	26.4	9:27.208
2	1	2:34.380	34.816	41.571	1:17.993	97.1	12:01.588
3	1	2:47.191	49.394	39.675	1:18.122	89.6	14:48.779
4	1	2:37.535 B	32.332	37.792	1:27.411	95.1	17:26.314
5	1	3:36.997	1:42.400	40.312	1:14.285	69.1	21:03.311
6	1	2:21.686	29.595	37.441	1:14.650	105.8	23:24.997
7	1	5:47.846 B	43.1	29:12.843
8	1	11:23.576	9:19.717	45.328	1:18.531	21.9	40:36.419
9	1	2:24.217	32.402	39.746	1:12.069	103.9	43:00.636
10	1	2:19.774	31.163	38.881	1:09.730	107.2	45:20.410
11	1	2:15.347	29.218	36.577	1:09.552	110.7	47:35.757
12	1	2:52.905	30.668	37.251	1:44.986	86.7	50:28.662
13	1	2:14.706	28.645	36.343	1:09.718	111.3	52:43.368
14	1	2:13.488	28.407	36.524	1:08.557	112.3	54:56.856
15	1	2:12.729	28.431	35.205	1:09.093	112.9	57:09.585
16	1	2:11.869	27.856	35.486	1:08.527	113.6	59:21.454
17	1	2:10.332	27.208	35.106	1:08.018	115.0	1:01:31.786
18	1	2:11.069	27.409	35.528	1:08.132	114.3	1:03:42.855

220 **Paulo Rompante**
1. Paulo Rompante

Alfa Romeo Ti Super
GTP

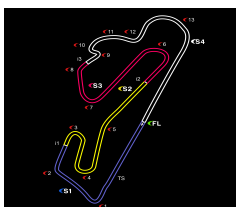
1	1	25:31.257 B	...	48.502	1:49.101	9.8	25:31.257
2	1	7:25.251	5:33.100	38.618	1:13.533	33.7	32:56.508
3	1	2:13.211	28.920	35.232	1:09.059	112.5	35:09.719
4	1	2:10.903	28.173	34.834	1:07.896	114.5	37:20.622
5	1	2:09.646	27.770	34.683	1:07.193	115.6	39:30.268
6	1	2:09.808	27.480	35.170	1:07.158	115.5	41:40.076
7	1	2:25.684 B	27.330	34.811	1:23.543	102.9	44:05.760
8	1	4:40.342	2:58.180	35.071	1:07.091	53.5	48:46.102
9	1	2:08.540	27.037	34.511	1:06.992	116.6	50:54.642
10	1	2:08.765	27.128	35.017	1:06.620	116.4	53:03.407
11	1	2:08.090	27.117	34.429	1:06.544	117.0	55:11.497
12	1	2:08.349	26.997	34.265	1:07.087	116.8	57:19.846
13	1	2:07.983	27.204	34.739	1:06.040	117.1	59:27.829
14	1	2:06.858	27.001	34.039	1:05.818	118.1	1:01:34.687
15	1	2:06.876	26.593	34.121	1:06.162	118.1	1:03:41.563
16	1	2:07.635	26.773	34.176	1:06.686	117.4	1:05:49.198



RACE READY
IBERIAN HISTORIC RACING



ESTORIL
CATERHAM
RACING
FESTIVAL



HE 250KM ESTORIL HISTORIC ENDURANCE 250 KM ESTORIL QUALIFYING

Volta a volta

— Volta invalidada ■ Melhor marca pessoal ■ Melhor da sessão B Cruzar pelo pit lane

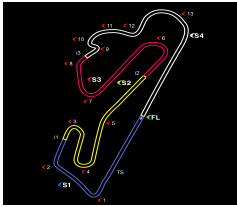
Vlt.	P	Tempo	Inter. 1	Inter. 2	Inter. 3	km/h	Decorrido
221 Alberto Velez-Grilo BMW 1800 TISA							
1. Alberto Velez-Grilo GDS 2. Tomaz Velez-Grilo							
1	1	6:23.045	4:09.996	47.334	1:25.715	39.1	6:23.045
2	1	4:07.875 B	39.933	1:28.020	1:59.922	60.5	10:30.920
3	1	8:34.327	6:41.139	39.693	1:13.495	29.1	19:05.247
4	1	2:23.383	31.670	38.007	1:13.706	104.5	21:28.630
5	1	2:22.209	31.657	38.282	1:12.270	105.4	23:50.839
6	1	2:58.111 B	31.493	42.164	1:44.454	84.1	26:48.950
7	2	7:24.652	5:31.409	40.283	1:12.960	33.7	34:13.602
8	2	2:27.059	31.256	38.116	1:17.687	101.9	36:40.661
9	2	2:19.857	29.742	37.856	1:12.259	107.2	39:00.518
10	2	2:24.448	34.095	38.124	1:12.229	103.8	41:24.966
11	2	2:18.625	29.356	37.845	1:11.424	108.1	43:43.591
12	2	2:18.773	29.457	37.626	1:11.690	108.0	46:02.364
13	2	2:18.693	29.214	38.035	1:11.444	108.1	48:21.057
14	2	2:28.988 B	29.209	38.453	1:21.326	100.6	50:50.045
15	2	3:29.717	1:40.531	37.382	1:11.804	71.5	54:19.762
16	2	2:15.344	28.420	36.919	1:10.005	110.7	56:35.106
17	2	2:15.641	28.672	37.134	1:09.835	110.5	58:50.747
18	2	2:15.265	28.705	37.062	1:09.498	110.8	1:01:06.012
19	2	2:14.910	27.946	37.164	1:09.800	111.1	1:03:20.922
20	2	2:14.975	27.885	37.308	1:09.782	111.0	1:05:35.897
21	2	2:15.135	27.968	37.143	1:10.024	110.9	1:07:51.032

Vlt.	P	Tempo	Inter. 1	Inter. 2	Inter. 3	km/h	Decorrido
225 Mário Meireles Porsche 911 2.8 RSR							
1. Mário Meireles H76 2. João M. Silva							
1	1	7:35.698	5:44.492	38.885	1:12.321	32.9	7:35.698
2	1	2:15.689	27.833	36.053	1:11.803	110.4	9:51.387
3	1	2:09.722	27.467	34.214	1:08.041	115.5	12:01.109
4	1	2:08.570	27.533	34.985	1:06.052	116.6	14:09.679
5	1	2:05.016	27.625	32.990	1:04.401	119.9	16:14.695
6	1	2:03.256	26.254	32.825	1:04.177	121.6	18:17.951
7	1	2:02.627	27.021	32.128	1:03.478	122.2	20:20.578
8	1	2:25.964 B	26.925	33.006	1:26.033	102.7	22:46.542
9	2	9:46.931	8:12.085	32.340	1:02.506	25.5	32:33.473
10	2	1:57.466	26.601	31.107	59.758	127.6	34:30.939
11	2	1:58.017	25.618	31.423	1:00.976	127.0	36:28.956
12	2	1:53.968	24.910	30.232	58.826	131.5	38:22.924
13	2	1:52.924	24.607	30.082	58.235	132.7	40:15.848
14	2	2:29.761 B	32.377	35.407	1:21.977	100.1	42:45.609
15	2	9:49.494	8:16.143	33.197	1:00.154	25.4	52:35.103
16	2	1:53.813	23.622	30.626	59.565	131.7	54:28.916
17	2	1:54.048	23.797	30.739	59.512	131.4	56:22.964
18	2	2:14.143 B	25.917	32.420	1:15.806	111.7	58:37.107

Vlt.	P	Tempo	Inter. 1	Inter. 2	Inter. 3	km/h	Decorrido
226 João Melo Lotus Elan 26R							
1. João Melo H65 2. Paulo Costa							
1	1	26:05.117 B	...	45.873	5:56.741	9.6	26:05.117
2	2	10:46.779	8:25.286	39.264	1:42.229	23.2	36:51.896
3	2	3:08.652 B	31.755	38.889	1:58.008	79.4	40:00.548

Vlt.	P	Tempo	Inter. 1	Inter. 2	Inter. 3	km/h	Decorrido
227 Carlos Barbot Lotus Elan							
1. Carlos Barbot H65 2. Diogo Matos							
1	1	3:24.615	1:30.655	40.782	1:13.178	73.2	3:24.615
2	1	2:10.135	29.328	34.250	1:06.557	115.2	5:34.750
3	1	2:08.622	28.264	33.648	1:06.710	116.5	7:43.372
4	1	2:04.188	26.111	33.464	1:04.613	120.7	9:47.560
5	1	2:08.976	27.874	33.830	1:07.272	116.2	11:56.536
6	1	2:09.266	26.883	35.142	1:07.241	115.9	14:05.802
7	1	2:01.949	25.797	32.847	1:03.305	122.9	16:07.751
8	1	2:17.720 B	26.012	32.610	1:19.098	108.8	18:25.471
9	1	5:24.210	3:43.610	34.340	1:06.260	46.2	23:49.681
10	1	2:56.334 B	29.090	44.363	1:42.881	85.0	26:46.015
11	2	5:42.009	4:03.155	34.890	1:03.964	43.8	32:28.024
12	2	2:02.405	26.259	32.619	1:03.527	122.4	34:30.429
13	2	2:01.992	26.361	32.673	1:02.958	122.9	36:32.421
14	2	2:00.850	26.570	32.090	1:02.190	124.0	38:33.271
15	2	1:59.191	26.321	31.773	1:01.097	125.7	40:32.462
16	2	1:58.205	25.146	31.632	1:01.427	126.8	42:30.667
17	2	2:10.124 B	24.534	31.657	1:13.933	115.2	44:40.791
18	2	5:33.957	3:30.342	48.112	1:15.503	44.9	50:14.748
19	2	1:57.106	24.349	31.709	1:01.048	128.0	52:11.854
20	2	1:58.231	24.870	31.560	1:01.801	126.8	54:10.085
21	2	1:56.645	24.497	31.336	1:00.812	128.5	56:06.730
22	2	1:56.194	24.598	31.119	1:00.477	129.0	58:02.924
23	2	1:55.705	23.931	31.171	1:00.603	129.5	59:58.629
24	2	2:21.957 B	25.917	36.019	1:20.021	105.6	1:02:20.586
25	2	3:15.167	1:39.646	32.946	1:02.575	76.8	1:05:35.753
26	2	2:00.586	24.380	32.487	1:03.719	124.3	1:07:36.339

Vlt.	P	Tempo	Inter. 1	Inter. 2	Inter. 3	km/h	Decorrido
239 Fernandes Racing Alfa Romeo GTAm							
1. Volker Hichert H71 2. Björn Ebsen							
1	1	3:02.613	1:02.473	43.377	1:16.763	82.1	3:02.613
2	1	2:23.532	31.460	38.425	1:13.647	104.4	5:26.145
3	1	2:22.182	29.842	37.261	1:15.079	105.4	7:48.327
4	1	2:40.984 B	31.845	41.720	1:27.419	93.1	10:29.311
5	1	6:35.056	4:46.300	37.690	1:11.066	37.9	17:04.367
6	1	2:11.696	29.105	35.783	1:06.808	113.8	19:16.063
7	1	2:08.508	28.094	34.471	1:05.943	116.6	21:24.571
8	1	2:06.807	27.279	34.071	1:05.457	118.2	23:31.378
9	1	2:40.501 B	27.983	42.252	1:30.266	93.4	26:11.879
10	2	8:25.380	6:40.949	36.780	1:07.651	29.7	34:37.259
11	2	2:13.659	29.619	35.090	1:08.950	112.1	36:50.918
12	2	2:08.824	27.724	33.394	1:07.706	116.3	38:59.742
13	2	2:05.944	27.277	33.790	1:04.877	119.0	41:05.686
14	2	2:18.393 B	26.622	34.430	1:17.341	108.3	43:24.079
15	2	4:26.992	2:46.717	35.244	1:05.031	56.1	47:51.071
16	2	2:06.778	26.828	33.753	1:06.197	118.2	49:57.849
17	2	2:04.450	26.365	34.062	1:04.023	120.4	52:02.299
18	2	2:03.482	25.844	33.152	1:04.486	121.4	54:05.781
19	2	2:02.822	25.762	33.371	1:03.689	122.0	56:08.603
20	2	2:32.084 B	28.968	40.032	1:23.084	98.5	58:40.687



HE 250KM ESTORIL

HISTORIC ENDURANCE 250 KM ESTORIL

QUALIFYING

Volta a volta

— Volta invalidada
 ■ Melhor marca pessoal
 ■ Melhor da sessão
 B Cruzar pelo pit lane

Porsche 904/6 H65							Porsche 911 SWB GDS									
Vlt.	P	Tempo	Inter. 1	Inter. 2	Inter. 3	km/h	Decorrido	Vlt.	P	Tempo	Inter. 1	Inter. 2	Inter. 3	km/h	Decorrido	
245	Thorkild Stamp 1.Thorkild Stamp 2.Michael Holden							9	1	2:34.325	B	30.743	36.716	1:26.866	97.1	22:10.688
	10	2	12:25.343		...	45.351	1:22.277	20.1	34:36.031							
	11	2	2:26.671	30.419	40.971	1:15.281	102.2	37:02.702								
	12	2	2:22.195	29.905	38.603	1:13.687	105.4	39:24.897								
	13	2	2:21.573	29.845	38.823	1:12.905	105.9	41:46.470								
	14	2	2:18.422	29.715	37.288	1:11.419	108.3	44:04.892								
	15	2	2:21.279	29.589	39.737	1:11.953	106.1	46:26.171								
	16	2	2:19.643	30.209	37.961	1:11.473	107.3	48:45.814								
	17	2	2:18.778	29.563	37.217	1:11.998	108.0	51:04.592								
	18	2	2:47.408	B	30.989	42.558	1:33.861	89.5	53:52.000							
	246	Jakob V. Holstein 1.Jakob V. Holstein 2.José Monroy							9	1	3:31.318	1:09.794	50.285	1:31.239	70.9	3:31.318
		2	1	2:27.648	32.455	40.459	1:14.734	101.5	5:58.966							
		3	1	2:18.094	29.390	37.266	1:11.438	108.5	8:17.060							
		4	1	2:18.479	29.375	37.525	1:11.579	108.2	10:35.539							
		5	1	2:18.719	29.248	37.739	1:11.732	108.0	12:54.258							
		6	1	2:16.694	28.942	38.212	1:09.540	109.6	15:10.952							
		7	1	2:14.031	29.101	36.006	1:08.924	111.8	17:24.983							
		8	1	2:12.187	28.671	35.673	1:07.843	113.4	19:37.170							
9		1	2:35.265	B	29.240	35.617	1:30.408	96.5	22:12.435							
10		2	11:09.989	9:18.912	38.903	1:12.174	22.4	33:22.424								
11		2	2:19.176	29.044	36.316	1:13.816	107.7	35:41.600								
12		2	2:15.115	29.100	35.848	1:10.167	110.9	37:56.715								
13		2	2:12.127	27.854	35.447	1:08.826	113.4	40:08.842								
14		2	2:12.771	28.576	35.557	1:08.638	112.9	42:21.613								
15		2	2:12.312	27.493	35.840	1:08.979	113.3	44:33.925								
16		2	2:11.090	27.397	36.238	1:07.455	114.3	46:45.015								
17		2	2:10.531	27.486	35.575	1:07.470	114.8	48:55.546								
18		2	2:29.462	B	30.120	37.593	1:21.749	100.3	51:25.008							
19	2	3:41.818	1:56.653	37.126	1:08.039	67.6	55:06.826									
20	2	2:09.289	27.059	35.387	1:06.843	115.9	57:16.115									
21	2	2:15.326	26.997	36.444	1:11.885	110.7	59:31.441									
22	2	2:11.492	28.399	36.165	1:06.928	114.0	1:01:42.933									
23	2	2:09.193	27.105	35.501	1:06.587	116.0	1:03:52.126									
24	2	2:08.070	26.765	34.937	1:06.368	117.0	1:06:00.196									
247	Piero dal Maso 1.Piero dal Maso 2.Guilherme dal Maso							9	1	3:01.561	59.805	43.899	1:17.857	82.5	3:01.561	
	2	1	2:23.339	30.896	39.039	1:13.404	104.6	5:24.900								
	3	1	2:18.264	29.239	37.152	1:11.873	108.4	7:43.164								
	4	1	2:16.249	28.936	37.126	1:10.187	110.0	9:59.413								
	5	1	2:15.689	28.984	35.939	1:10.766	110.4	12:15.102								
	6	1	2:23.022	30.373	38.461	1:14.188	104.8	14:38.124								
	7	1	2:18.059	31.363	37.032	1:09.664	108.6	16:56.183								
	8	1	2:10.374	28.148	34.911	1:07.315	115.0	19:06.557								
	9	1	2:12.734	29.404	35.500	1:07.830	112.9	21:19.291								
	10	1	2:08.690	27.774	34.563	1:06.353	116.5	23:27.981								
	11	1	2:40.976	B	30.443	37.865	1:32.668	93.1	26:08.957							
	12	1	7:01.979	5:16.784	37.029	1:08.166	35.5	33:10.936								
	13	1	2:11.107	28.516	34.917	1:07.674	114.3	35:22.043								
	14	1	2:10.234	28.020	34.246	1:07.968	115.1	37:32.277								
	15	1	2:08.204	27.491	34.061	1:06.652	116.9	39:40.481								
	317	Pedro Moriyon 1.Pedro Moriyon 2.José Carvalhosa							9	1	3:01.561	59.805	43.899	1:17.857	82.5	3:01.561
		2	1	2:23.970	30.762	39.547	1:13.661	104.1	6:09.613							
		3	1	2:15.407	29.005	36.512	1:09.890	110.7	8:25.020							
4		1	2:14.509	28.729	36.407	1:09.373	111.4	10:39.529								
5		1	2:15.108	28.651	36.932	1:09.525	110.9	12:54.637								
6		1	2:13.838	29.004	36.634	1:08.200	112.0	15:08.475								
7		1	2:15.091	28.824	37.082	1:09.185	110.9	17:23.566								
8		1	2:12.797	29.056	36.164	1:07.577	112.9	19:36.363								

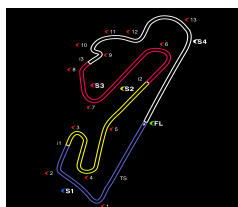


RACE READY
IBERIAN HISTORIC RACING



ESTORIL
CATERHAM
RACING
FESTIVAL

19/21 Nov. 2021



HE 250KM ESTORIL HISTORIC ENDURANCE 250 KM ESTORIL QUALIFYING

Volta a volta

— Volta invalidada ■ Melhor marca pessoal ■ Melhor da sessão B Cruzar pelo pit lane

Vlt.	P	Tempo	Inter. 1	Inter. 2	Inter. 3	km/h	Decorrido	Vlt.	P	Tempo	Inter. 1	Inter. 2	Inter. 3	km/h	Decorrido
16	1	2:06.742	27.034	34.233	1:05.475	118.2	41:47.223								
17	1	2:06.402	26.870	33.750	1:05.782	118.6	43:53.625								
18	1	2:05.785	26.796	33.637	1:05.352	119.1	45:59.410								
19	1	2:11.822	27.220	34.547	1:10.055	113.7	48:11.232								
20	1	2:27.039B	26.763	34.284	1:25.992	101.9	50:38.271								
21	1	4:05.539	2:23.489	35.507	1:06.543	61.0	54:43.810								
22	1	2:05.794	27.166	33.339	1:05.289	119.1	56:49.604								
23	1	2:04.406	26.435	33.228	1:04.743	120.5	58:54.010								

545	Paulo Lima			BMW 1600 Ti
	1. Paulo Lima	3. Joao C. Silva		H71
	2. Jose Paradela			

1	1	4:43.051	2:43.479	41.954	1:17.618	52.9	4:43.051
2	1	2:24.232	30.812	39.316	1:14.104	103.9	7:07.283
3	1	2:22.532	29.834	39.871	1:12.827	105.1	9:29.815
4	1	2:21.845	30.775	38.747	1:12.323	105.7	11:51.660
5	1	2:36.092B	30.457	40.781	1:24.854	96.0	14:27.752
6	2	4:47.386	2:50.808	40.927	1:15.651	52.1	19:15.138
7	2	2:21.526	30.424	37.354	1:13.748	105.9	21:36.664
8	2	2:17.970	29.798	37.747	1:10.425	108.6	23:54.634
9	2	2:57.388B	33.503	39.363	1:44.522	84.5	26:52.022
10	3	9:51.190	7:59.271	39.704	1:12.215	25.4	36:43.212
11	3	2:16.698	30.241	36.797	1:09.660	109.6	38:59.910
12	3	2:13.086	29.948	35.565	1:07.573	112.6	41:12.996
13	3	2:11.296	27.629	35.490	1:08.177	114.1	43:24.292
14	3	2:14.147	28.114	38.278	1:07.755	111.7	45:38.439
15	3	2:11.481	28.805	35.545	1:07.131	114.0	47:49.920
16	3	2:09.675	27.577	35.478	1:06.620	115.6	49:59.595
17	3	2:11.159	27.713	35.413	1:08.033	114.3	52:10.754
18	3	2:20.928	29.558	39.491	1:11.879	106.3	54:31.682
19	3	2:09.505	26.841	35.737	1:06.927	115.7	56:41.187
20	3	2:09.128	27.051	35.111	1:06.966	116.1	58:50.315
21	3	2:09.888	27.556	35.149	1:07.183	115.4	1:01:00.203
22	3	2:28.098	29.463	44.192	1:14.443	101.2	1:03:28.301

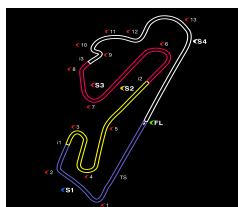


RACE READY
IBERIAN HISTORIC RACING



ESTORIL
CATERHAM
RACING
FESTIVAL

19/21 Nov. 2021



HE 250KM ESTORIL HISTORIC ENDURANCE 250 KM ESTORIL QUALIFYING

Melhores tempos intermédios

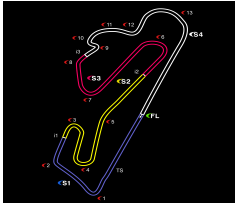
Pos	Inter. 1		Inter. 2		Inter. 3		Pos	Nº Equipa	Classe	Volta Ideal	Melhor Volta
	Nº	Tempo	Nº	Tempo	Nº	Tempo					
1	55	23.122	55	30.060	225	58.235	1	55 Paul Daniels	H76	1:51.438	1:51.596 (1)
2	60	23.543	225	30.082	55	58.256	2	225 Mário Meireles	H76	1:51.939	1:52.924 (2)
3	61	23.616	60	30.285	61	58.913	3	61 Lars Rolner	H76	1:53.005	1:54.784 (5)
4	225	23.622	61	30.476	47	59.068	4	60 Pedro B. Rezende	H76	1:53.088	1:53.273 (3)
5	47	23.803	47	30.613	60	59.260	5	47 Annette Rolner	H76	1:53.484	1:53.484 (4)
6	48	23.821	48	31.022	75	59.419	6	48 Miguel Ferreira	H71	1:54.643	1:55.199 (7)
7	227	23.931	227	31.119	48	59.800	7	75 Carlos Brizido	H76	1:54.887	1:54.904 (6)
8	90	23.995	152	31.131	246	1:00.421	8	227 Carlos Barbot	H65	1:55.527	1:55.705 (8)
9	75	24.073	190	31.190	227	1:00.477	9	90 Miguel Lobo	INV	1:56.506	1:56.585 (9)
10	190	24.667	246	31.263	103	1:00.657	10	246 Jakob V. Holstein	H76	1:56.626	1:56.626 (10)
11	103	24.705	90	31.318	190	1:00.891	11	190 Carlos Cruz	H65	1:56.748	1:57.372 (12)
12	245	24.736	103	31.389	90	1:01.193	12	103 Luis Sousa Ribeiro	H71	1:56.751	1:57.283 (11)
13	80	24.779	75	31.395	192	1:01.223	13	152 Palle Pedersen	GTP	1:57.389	1:57.527 (13)
14	79	24.808	80	31.515	152	1:01.229	14	192 Fernandes Racing	H65	1:57.700	1:57.700 (14)
15	58	24.815	83	31.583	245	1:01.374	15	80 Miguel Vaz	H76	1:57.756	1:57.756 (15)
16	192	24.868	192	31.609	80	1:01.462	16	245 Thorkild Stamp	H65	1:58.174	1:58.314 (16)
17	246	24.942	2	31.821	58	1:01.993	17	58 AECD	H71	1:58.682	1:58.682 (17)
18	152	25.029	58	31.874	83	1:02.072	18	83 Bruno Duarte	H76	1:58.854	1:59.103 (18)
19	83	25.199	105	31.969	2	1:02.235	19	79 Mark Martin	GDS	1:59.765	2:00.426 (20)
20	14	25.294	245	32.064	79	1:02.324	20	105 J. Filipe Nogueira	H76	1:59.948	2:00.611 (21)
21	105	25.400	14	32.575	105	1:02.579	21	2 Jose da Rocha	H65	2:00.078	2:00.215 (19)
22	239	25.762	79	32.633	161	1:02.989	22	14 João Mira Gomes	GTP	2:01.116	2:01.116 (22)
23	161	25.818	28	32.742	14	1:03.247	23	161 Fernando E. Santo	H71	2:02.342	2:02.376 (23)
24	42	25.827	239	33.152	239	1:03.689	24	239 Fernandes Racing	H71	2:02.603	2:02.822 (24)
25	28	25.954	42	33.206	42	1:03.894	25	28 Per-Ake Forsvall	H65	2:02.689	2:03.612 (26)
26	2	26.022	337	33.228	28	1:03.993	26	42 Christopher Schwartz	H65	2:02.927	2:03.140 (25)
27	159	26.083	161	33.535	159	1:04.429	27	159 Nelson Rego	H71	2:04.393	2:04.781 (28)
28	92	26.151	92	33.612	337	1:04.743	28	337 Nuno Nunes	H71	2:04.406	2:04.406 (27)
29	337	26.435	159	33.881	92	1:05.395	29	92 Michel Mora	GDS	2:05.158	2:05.884 (29)
30	220	26.593	220	34.039	220	1:05.818	30	220 Paulo Rompante	GTP	2:06.450	2:06.858 (30)
31	327	26.765	153	34.162	153	1:06.184	31	153 Eficar Team	H71	2:08.001	2:08.124 (32)
32	545	26.841	327	34.937	327	1:06.368	32	327 Piero dal Maso	GDS	2:08.070	2:08.070 (31)
33	211	27.208	211	35.106	545	1:06.620	33	545 Paulo Lima	H71	2:08.572	2:09.128 (33)
34	65	27.397	545	35.111	104	1:07.301	34	65 AECD	H76	2:10.306	2:10.306 (34)
35	153	27.655	65	35.603	65	1:07.306	35	211 Joao Sardinha	H71	2:10.332	2:10.332 (35)
36	104	27.660	104	35.916	317	1:07.577	36	104 Francois de Chanterac	H65	2:10.877	2:11.282 (36)
37	221	27.885	317	36.164	211	1:08.018	37	317 Pedro Moriyon	GDS	2:12.392	2:12.797 (37)
38	1	28.419	1	36.632	221	1:09.498	38	221 Alberto Velez-Grilo	GDS	2:14.302	2:14.910 (39)
39	317	28.651	221	36.919	1	1:09.538	39	1 AECD	H65	2:14.589	2:14.863 (38)
40	226	31.755	226	38.889	226	1:42.229	40	226 João Melo	H65	2:52.873	



RACE READY
IBERIAN HISTORIC RACING



ESTORIL
CATERHAM
RACING
FESTIVAL



HE 250KM ESTORIL HISTORIC ENDURANCE 250 KM ESTORIL QUALIFYING

Melhores Velocidades Máximas

Equipa	Carro	Classe	Piloto V.Max.	V.Máx 1		V.Máx 2		V.Máx 3		V.Máx 4		V.Máx 5		Média
				km/h	Vlt.	km/h	Vlt.	km/h	Vlt.	km/h	Vlt.	km/h	Vlt.	
55 Paul Daniels	Porsche 911 3.0RS	H76	M. Palttala	215.2	22	211.4	24	211.4	21	211.4	18	210.2	23	211,9
245 Thorkild Stamp	Porsche 904/6	H65	M. Holden	214.7	15	208.2	16	207.8	13	198.5	14	195.0	17	204,8
60 Pedro B. Rezende	Porsche 911 3.0 RS	H76	P. Rezende	214.3	17	211.8	13	202.9	16	201.8	14	197.1	9	205,6
225 Mário Meireles	Porsche 911 2.8 RSR	H76	J. M. Silva	214.3	14	213.1	13	209.4	16	207.8	17	203.2	12	209,6
192 Fernandes Racing	Jaguar E-Type	H65	R. Frowein	212.3	22	207.1	14	205.5	10	201.0	21	200.7	15	205,3
48 Miguel Ferreira	Ford Escort RS1600	H71	F. Carvalho	211.0	17	210.6	18	206.7	16	198.5	14	196.0	10	204,6
75 Carlos Brizado	Porsche 911 3.0 RS	H76	J. P. Cardoso	209.8	7	205.9	10	204.4	12	203.2	11	189.0	8	202,5
227 Carlos Barbot	Lotus Elan	H65	D. Matos	207.5	23	201.4	22	200.7	26	199.9	6	199.9	5	201,9
47 Annette Rolner	Porsche 911 3.0 RS	H76	T. Pierre	207.1	17	191.9	16	188.6	9	184.2	13	182.4	12	190,8
80 Miguel Vaz	Porsche 911 3.0 RS	H76	F. Soares	205.9	10	198.1	11	191.6	12	179.7	8	171.9	9	189,4
246 Jakob V. Holstein	Ferrari 365GTB/4 Daytona	H76	J. Monroy	203.6	18	182.7	16	182.1	17	179.4	19	179.1	4	185,4
83 Bruno Duarte	Porsche 911 3.0 RS	H76	F. S. Jesus	202.9	23	202.5	19	200.3	22	199.6	21	197.4	9	200,5
190 Carlos Cruz	Jaguar E-Type	H65	C. Cruz	202.5	8	195.0	7	193.3	11	190.9	16	187.7	6	193,9
90 Miguel Lobo	Cobra Daytona Coupé	INV	M. Lobo	200.7	19	199.9	22	198.1	18	195.7	14	193.9	3	197,7
337 Nuno Nunes	Porsche 2.5 ST	H71	N. Nunes	198.1	23	187.0	22	186.4	16	186.4	15	184.2	20	188,4
61 Lars Rolner	Porsche 911 3.0 RS	H76	L. Rolner	197.8	4	196.4	7	181.2	5	176.5	3	147.1	2	179,8
79 Mark Martin	Ford Cortina Lotus	GDS	M. Gans	197.8	17	196.0	16	190.6	15	189.0	5	182.4	13	191,2
105 J. Filipe Nogueira	Ford Escort MK1	H76	F. Campos Ferreira	197.4	18	189.6	17	188.3	19	184.5	7	175.7	6	187,1
239 Fernandes Racing	Alfa Romeo GTAm	H71	B. Ebsen	197.1	19	193.3	18	189.3	17	186.4	14	181.2	20	189,5
152 Palle Pedersen	Ginetta G4R	GTP	R. Lokvig	194.6	25	191.6	23	186.4	21	185.1	24	183.6	22	188,3
92 Michel Mora	Porsche 911 SWB	GDS	J. Carvalhosa	193.3	8	191.6	11	187.0	7	184.8	10	178.5	9	187,0
103 Luis Sousa Ribeiro	BMW 2800	H71	R. Pereira	193.3	18	184.5	20	182.7	19	179.4	8	175.1	15	183,0
327 Piero dal Maso	Porsche 911 SWB	GDS	G. dal Maso	192.9	21	192.9	20	191.9	23	190.6	24	190.3	17	191,7
14 João Mira Gomes	Lotus Seven	GTP	N. Afoito	191.9	23	189.0	13	188.6	17	188.3	20	183.0	14	188,2
58 AECD	Porsche 2.5 ST	H71	A. Ochagavias	191.2	22	191.2	12	185.8	21	183.9	14	183.0	10	187,0
42 Christopher Schwartz	Jaguar E-type	H65	C. Schwartz	189.6	3	187.0	4	186.7	16	186.7	15	181.5	17	186,3
159 Nelson Rego	Datsun 510 SSS	H71	F. Martins	188.3	22	187.3	21	185.1	13	184.8	23	179.1	6	184,9
161 Fernando E. Santo	Alfa Romeo GTAm	H71	R. E. S. Bravc	187.0	13	184.2	20	183.0	19	183.0	17	181.8	15	183,8
220 Paulo Rompante	Alfa Romeo Ti Super	GTP	P. Rompante	185.8	6	182.1	16	178.5	12	176.5	9	174.9	15	179,6
317 Pedro Moriyon	Porsche 911 SWB	GDS	P. Moriyon	185.5	4	185.1	8	183.0	3	181.2	5	170.8	9	181,1
28 Per-Ake Forsvall	Lotus Elan	H65	P. Forsvall	183.6	17	180.0	21	174.6	8	173.5	16	172.7	20	176,9
545 Paulo Lima	BMW 1600 Ti	H71	J. C. Silva	183.3	19	182.4	13	180.3	20	178.8	21	176.0	14	180,2
153 Eficar Team	Porsche 914/6	H71	M. de la Torre	182.7	7	177.7	3	168.4	10	168.2	9	158.7	5	171,1
65 AECD	Porsche 911 2.7 RS	H76	E. Sanchez	180.3	15	177.4	17	177.1	16	174.0	14	173.2	13	176,4
2 Jose da Rocha	Jaguar E-type	H65	F. Mestrot	179.1	13	177.1	11	175.4	21	171.3	14	167.9	4	174,2
104 Francois de Chanterac	Austin Healey 100/4	H65	J. da rocha	178.3	20	175.7	24	174.6	21	174.3	23	174.3	22	175,4
221 Alberto Velez-Grilo	BMW 1800 TiSA	GDS	T. Velez-Grilo	172.7	20	171.1	21	170.8	19	170.0	5	169.2	17	170,8
1 AECD	Porsche 356	H65	F. Freitas	172.1	15	166.7	14	165.7	10	159.9	11	149.9	12	162,9
211 Joao Sardinha	Alfa Romeo GTAm	H71	J. Sardinha	167.4	17	165.9	13	164.2	12	161.5	7	159.9	18	163,8
226 João Melo	Lotus Elan 26R	H65	P. Costa	156.0	3									156,0