



Circuito de Madrid Jarama - RACE

Iberian Historic Endurance

Race - 2

Resultados Finales



Cls	Nº	Team	Driver - 1	Driver - 2	Vehicle	Cat	Cl	Laps	Total Time	Gap	Interval	Km/h	Best	Time	Km/h
1	5	Paulo Lima	Paulo Lima		Ford GT40	GTP & SC	1	26	50:01.396			120.0	2	1:49.830	126.1
2	123	Bruno Santos	Bruno Santos		Porsche 911 3.0 RS	H-1976	1	26	50:45.022	43.626	43.626	118.3	2	1:50.981	124.8
3	44	Cláudio Vieira	Cláudio Vieira		Porsche 911 3.0 RS	H-1976	2	26	50:45.382	43.986	0.360	118.3	3	1:50.930	124.9
4	290	Miguel Lobo	Miguel Lobo		Shelby Cobra Daytona Coupé	INV *	1	26	51:16.077	1:14.681	30.695	117.1	7	1:52.770	122.9
5	10	Max Huber	Max Huber		Shelby Cobra	H-1965	1	26	51:17.449	1:16.053	1.372	117.0	26	1:52.910	122.7
6	273	Laurent Jaspers	Laurent Jaspers		Jaguar E-Type 63	H-1965	2	26	51:20.705	1:19.309	3.256	116.9	4	1:52.848	122.8
7	269	Olivier Muytjens	Grégoire Audi	<u>Olivier Muytjens</u>	Shelby Cobra Daytona	H-1965	3	26	51:37.404	1:36.008	16.699	116.3	7	1:53.150	122.4
8	75	Carlos Brizido	Carlos Brizido		Porsche 911 3.0 RS	H-1976	3	25	50:55.335	1 Vta.	1 Vta.	113.4	11	1:56.991	118.4
9	132	AECD	Juan Alonso Catalá	<u>Jose Antonio Zorrilla</u>	Porsche 911 3.0 RS	H-1976	4	25	51:27.756	1 Vta.	32.421	112.2	7	1:55.629	119.8
10	337	Piero dal Maso	Piero dal Maso	<u>José Carvalhosa</u>	Porsche 911 2.5 ST	H-1971	1	25	51:54.899	1 Vta.	27.143	111.2	2	1:58.970	116.4
11	102	Thierry Lafont	Thierry Lafont	<u>Damien Kohler</u>	AC Cobra 289	H-1965	4	24	50:28.718	2 Vtas.	1 Vta.	109.8	21	1:56.166	119.3
12	366	Guillaume Huber	Guillaume Huber		Ford Mustang	H-1965	5	24	50:34.747	2 Vtas.	6.029	109.6	13	1:59.055	116.4
13	174	António Castro Ortega	António Castro Ortega	<u>Angel Lanchares Alonso</u>	Porsche 2.5 ST	H-1971	2	24	51:53.778	2 Vtas.	1:19.031	106.8	3	2:02.109	113.5
14	47	Escuderia Madrid Historicos	Roberto Diaz-Rincon	<u>Jorge Santos</u>	Alfa Romeo 1750 GTAm	H-1971	3	24	51:54.356	2 Vtas.	0.578	106.8	21	2:02.082	113.5
15	367	Ralf Huber	Ralf Huber		Bizzarrini 5300 GT	H-1965	6	23	50:12.041	3 Vtas.	1 Vta.	105.8	21	2:03.130	112.5
16	153	AECD	Manuel Gonzalez de la Torre		Porsche 914/6	H-1971	4	23	50:17.835	3 Vtas.	5.794	105.6	17	2:03.156	112.5
17	327	Nuno Nunes	Nuno Nunes	<u>Piero dal Maso</u>	Porsche 911 SWB	GDS	1	23	50:18.641	3 Vtas.	0.806	105.6	21	2:05.058	110.8
18	34	Carlos M. Santos	Carlos M. Santos	<u>Carlos A. Santos</u>	Ford Escort RS 2000	H-1976	5	23	51:05.299	3 Vtas.	46.658	103.9	19	2:03.625	112.1
19	216	Jorge Guimarães	Jorge Guimarães		Volvo 121	H-1971	5	23	51:40.827	3 Vtas.	35.528	102.8	23	2:07.763	108.4
20	138	Sydney Beynat	Sydney Beynat	<u>Alexandre Bouchon</u>	Alfa Romeo GT Am	H-1971	6	22	51:37.672	4 Vtas.	1 Vta.	98.4	12	2:06.488	109.5
21	165	Fabrice Bernollin	Fabrice Bernollin		Shelby Daytona Cobra 4700	H-1965	7	22	52:09.825	4 Vtas.	32.153	97.4	15	2:10.245	106.4
22	23	Vincent Tourneur	Vincent Tourneur		Porsche 911 SWB	GDS	2	21	50:11.545	5 Vtas.	1 Vta.	96.6	2	2:12.027	104.9
23	1	AECD	Francisco Freitas	<u>Guillermo Velasco Baisse</u>	Porsche 356 SC	H-1965	8	21	50:36.678	5 Vtas.	25.133	95.8	5	2:03.717	112.0
24	158	Martin Aubert	Martin Aubert	<u>Adam Bruzas</u>	Lotus Elite	GDS	3	20	50:04.089	6 Vtas.	1 Vta.	92.2	7	2:11.698	105.2
25	82	Fabiano Vivacqua	Fabiano Vivacqua		Porsche 356 B	H-1965	9	20	50:41.796	6 Vtas.	37.707	91.1	20	2:21.916	97.6

Not classified: (Requirements: 75% of number laps of leader = 20 Laps)

107	Luis Delso Heras	Javier Garcia Revenga	<u>Roberto López Garcia</u>	Alfa Romeo Giulietta	GDS	4	18	50:19.234	8 Vtas.	2 Vtas.	82.6	2	2:26.417	94.6
33	Domingos S. Coutinho	Domingos S. Coutinho	<u>Alcides Petiz</u>	BMW 2800 CS	H-1971	7	16	35:23.729	10 Vtas.	2 Vtas.	104.4	9	1:58.680	116.7
55	Paul Daniels	Paul Daniels	<u>Markus Palttala</u>	Porsche 911 2.8 RSR	H-1976	6	13	29:17.688	13 Vtas.	3 Vtas.	102.5	9	2:02.585	113.0
28	P-A Forsvall	P-A Forsvall		Lotus Elan	H-1965	10	11	23:27.532	15 Vtas.	2 Vtas.	108.3	10	2:03.891	111.8
176	AECD	Eduardo Davila Vega		Porsche 911 3.0 RS	H-1976	7	10	19:33.912	16 Vtas.	1 Vta.	118.0	3	1:51.675	124.1
7	Clasicos Madrid	José Rueda Ortiz	<u>Pablo Rueda Muñoz</u>	Elva MK7	GTP & SC	2	9	37:25.645	17 Vtas.	1 Vta.	55.5	2	1:58.282	117.1
221	Alberto Velez-Griolo	Alberto Velez-Griolo	<u>Tomaz Velez-Griolo</u>	BMW 1800 TiSA	GDS	5	3	7:19.026	23 Vtas.	6 Vtas.	94.7	2	2:13.999	103.4

Published at: 15h 52'

[Signature]
Jeronimo OLIVERA

[Signature]
David VICENTE

Track Temp: 49.8 °C Air Temp: 27.6 °C Humidity: 24 % Track Status: SECA

Stewards:

CD-0819-ESP/M

CD-0680-ESP/M

Angel LINAJE


CD-0082-ESP/M

Timekeeper:

María Jesús GAMAZO

JOB-0499-ESP/M





Circuito de Madrid Jarama - RACE
Iberian Historic Endurance
Race - 2



Resultados Finales

Cls	Nº	Team	Driver - 1	Driver - 2	Vehicle	Cat	Cl	Laps	Total Time	Gap	Interval	Km/h	Best	Time	Km/h
	83	Bruno Duarte	Bruno Duarte	<u>Filipe Silva Jesus</u>	Porsche 911 RS 3.0	H-1976	8	1	2:20.696	25 Vtas.	2 Vtas.	98.5	1	2:20.696	98.5

Vta. Rápida Paulo Lima en 1:49.830 a 126,1 Km/h en la vta. 2

Published at: *15h 52'*

Track Temp: **49.8 °C** Air Temp: **27.6 °C** Humidity: **24 %** Track Status: **SECA**

Stewards:

[Signature]
 Jerónimo CUERVA

CD-0819-ESP/M

[Signature]
 David VICENTE

CD-0680-ESP/M

Ángel LINAJE

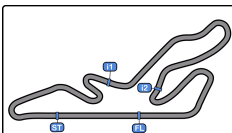
CD-0082-ESP/M

Timekeeper:

[Signature] María Jesús GAMAZO

JOB-0499-ESP/M





Circuito de Madrid Jarama - RACE

Iberian Historic Endurance

Race - 2

Resultados Provisionales



Cls	Nº	Team	Driver - 1	Driver - 2	Vehicle	Cat	Cl	Laps	Total Time	Gap	Interval	Km/h	Best	Time	Km/h
1	5	Paulo Lima	Paulo Lima		Ford GT40	GTP & SC	1	26	50:01.396			120.0	2	1:49.830	126.1
2	123	Bruno Santos	Bruno Santos		Porsche 911 3.0 RS	H-1976	1	26	50:45.022	43.626	43.626	118.3	2	1:50.981	124.8
3	44	Cláudio Vieira	Cláudio Vieira		Porsche 911 3.0 RS	H-1976	2	26	50:45.382	43.986	0.360	118.3	3	1:50.930	124.9
4	290	Miguel Lobo	Miguel Lobo		Shelby Cobra Daytona Coupé	INV *	1	26	51:16.077	1:14.681	30.695	117.1	7	1:52.770	122.9
5	10	Max Huber	Max Huber		Shelby Cobra	H-1965	1	26	51:17.449	1:16.053	1.372	117.0	26	1:52.910	122.7
6	273	Laurent Jaspers	Laurent Jaspers		Jaguar E-Type 63	H-1965	2	26	51:20.705	1:19.309	3.256	116.9	4	1:52.848	122.8
7	269	Olivier Muytjens	Grégoire Audi	<u>Olivier Muytjens</u>	Shelby Cobra Daytona	H-1965	3	26	51:37.404	1:36.008	16.699	116.3	7	1:53.150	122.4
8	75	Carlos Brizido	Carlos Brizido		Porsche 911 3.0 RS	H-1976	3	25	50:55.335	1 Vta.	1 Vta.	113.4	11	1:56.991	118.4
9	132	AECD	Juan Alonso Catalá	<u>Jose Antonio Zorrilla</u>	Porsche 911 3.0 RS	H-1976	4	25	51:27.756	1 Vta.	32.421	112.2	7	1:55.629	119.8
10	337	Piero dal Maso	Piero dal Maso	<u>José Carvalhosa</u>	Porsche 911 2.5 ST	H-1971	1	25	51:54.899	1 Vta.	27.143	111.2	2	1:58.970	116.4
11	102	Thierry Lafont	Thierry Lafont	<u>Damien Kohler</u>	AC Cobra 289	H-1965	4	24	50:28.718	2 Vtas.	1 Vta.	109.8	21	1:56.166	119.3
12	366	Guillaume Huber	Guillaume Huber		Ford Mustang	H-1965	5	24	50:34.747	2 Vtas.	6.029	109.6	13	1:59.055	116.4
13	174	António Castro Ortega	António Castro Ortega	<u>Angel Lanchares Alonso</u>	Porsche 2.5 ST	H-1971	2	24	51:53.778	2 Vtas.	1:19.031	106.8	3	2:02.109	113.5
14	47	Escudería Madrid Historicos	Roberto Díaz-Rincon	<u>Jorge Santos</u>	Alfa Romeo 1750 GTAm	H-1971	3	24	51:54.356	2 Vtas.	0.578	106.8	21	2:02.082	113.5
15	367	Ralf Huber	Ralf Huber		Bizzarrini 5300 GT	H-1965	6	23	50:12.041	3 Vtas.	1 Vta.	105.8	21	2:03.130	112.5
16	153	AECD	Manuel Gonzalez de la Torre		Porsche 914/6	H-1971	4	23	50:17.835	3 Vtas.	5.794	105.6	17	2:03.156	112.5
17	327	Nuno Nunes	Nuno Nunes	<u>Piero dal Maso</u>	Porsche 911 SWB	GDS	1	23	50:18.641	3 Vtas.	0.806	105.6	21	2:05.058	110.8
18	34	Carlos M. Santos	Carlos M. Santos	<u>Carlos A. Santos</u>	Ford Escort RS 2000	H-1976	5	23	51:05.299	3 Vtas.	46.658	103.9	19	2:03.625	112.1
19	216	Jorge Guimarães	Jorge Guimarães		Volvo 121	H-1971	5	23	51:40.827	3 Vtas.	35.528	102.8	23	2:07.763	108.4
20	138	Sydney Beynat	Sydney Beynat	<u>Alexandre Bouchon</u>	Alfa Romeo GT Am	H-1971	6	22	51:37.672	4 Vtas.	1 Vta.	98.4	12	2:06.488	109.5
21	165	Fabrice Bernollin	Fabrice Bernollin		Shelby Daytona Cobra 4700	H-1965	7	22	52:09.825	4 Vtas.	32.153	97.4	15	2:10.245	106.4
22	23	Vincent Tourneur	Vincent Tourneur		Porsche 911 SWB	GDS	2	21	50:11.545	5 Vtas.	1 Vta.	96.6	2	2:12.027	104.9
23	1	AECD	Francisco Freitas	<u>Guillermo Velasco Baisse</u>	Porsche 356 SC	H-1965	8	21	50:36.678	5 Vtas.	25.133	95.8	5	2:03.717	112.0
24	158	Martin Aubert	Martin Aubert	<u>Adam Bruzas</u>	Lotus Elite	GDS	3	20	50:04.089	6 Vtas.	1 Vta.	92.2	7	2:11.698	105.2
25	82	Fabiano Vivacqua	Fabiano Vivacqua		Porsche 356 B	H-1965	9	20	50:41.796	6 Vtas.	37.707	91.1	20	2:21.916	97.6

Not classified: (Requirements: 75% of number laps of leader = 20 Laps)

107	Luis Delso Heras	Javier Garcia Revenga	<u>Roberto López Garcia</u>	Alfa Romeo Giulietta	GDS	4	18	50:19.234	8 Vtas.	2 Vtas.	82.6	2	2:26.417	94.6
33	Domingos S. Coutinho	Domingos S. Coutinho	<u>Alcides Petiz</u>	BMW 2800 CS	H-1971	7	16	35:23.729	10 Vtas.	2 Vtas.	104.4	9	1:58.680	116.7
55	Paul Daniels	Paul Daniels	<u>Markus Palttala</u>	Porsche 911 2.8 RSR	H-1976	6	13	29:17.688	13 Vtas.	3 Vtas.	102.5	9	2:02.585	113.0
28	P-A Forsvall	P-A Forsvall		Lotus Elan	H-1965	10	11	23:27.532	15 Vtas.	2 Vtas.	108.3	10	2:03.891	111.8
176	AECD	Eduardo Davila Vega		Porsche 911 3.0 RS	H-1976	7	10	19:33.912	16 Vtas.	1 Vta.	118.0	3	1:51.675	124.1
7	Clasicos Madrid	José Rueda Ortiz	<u>Pablo Rueda Muñoz</u>	Elva MK7	GTP & SC	2	9	37:25.645	17 Vtas.	1 Vta.	55.5	2	1:58.282	117.1
221	Alberto Velez-Grilo	Alberto Velez-Grilo	<u>Tomaz Velez-Grilo</u>	BMW 1800 TiSA	GDS	5	3	7:19.026	23 Vtas.	6 Vtas.	94.7	2	2:13.999	103.4

Published at: 15h 22m

Track Temp: 49.8 °C Air Temp: 27.6 °C Humidity: 24 % Track Status: SECA

Race Director:

Ramiro BRITO

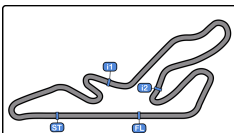
DCI PT24/0086

Timekeeper:

Maria Jesús GAMAZO

JOB-0499-ESP/M





Circuito de Madrid Jarama-RACE 3.850 m.

Circuito de Madrid Jarama - RACE

Iberian Historic Endurance

Race - 2

Resultados Provisionales



Cls	Nº	Team	Driver - 1	Driver - 2	Vehicle	Cat	Cl	Laps	Total Time	Gap	Interval	Km/h	Best	Time	Km/h
	83	Bruno Duarte	Bruno Duarte	<u>Filipe Silva Jesus</u>	Porsche 911 RS 3.0	H-1976	8	1	2:20.696	25 Vtas.	2 Vtas.	98.5	1	2:20.696	98.5

Vta. Rápida Paulo Lima en 1:49.830 a 126.1 Km/h en la vta. 2

Published at: 15h 22m

Track Temp: 49.8 °C Air Temp: 27.6 °C Humidity: 24 % Track Status: SECA

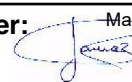
Race Director:



Ramiro BRITO

DCI PT24/0086

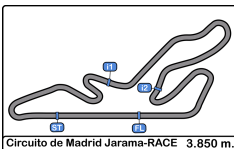
Timekeeper:



Maria Jesús GAMAZO

JOB-0499-ESP/M





Circuito de Madrid Jarama - RACE
Iberian Historic Endurance
Race - 2
Resultados Provisionales por Categoría



GTP & SC															
Cls	Nº	Team	Driver - 1	Driver - 2	Vehicle	Cat	Cl	Laps	Total Time	Gap	Interval	Km/h	Best	Time	Km/h
1	5	Paulo Lima	Paulo Lima		Ford GT40	GTP & SC	1	26	50:01.396			120.0	2	1:49.830	126.1
Not classified: (Requirements: 75% of number laps of leader = 20 Laps)															
	7	Clasicos Madrid	José Rueda Ortiz	<u>Pablo Rueda Muñoz</u>	Elva MK7	GTP & SC	2	9	37:25.645	17 Vtas.	17 Vtas.	55.5	2	1:58.282	117.1

H-1976															
Cls	Nº	Team	Driver - 1	Driver - 2	Vehicle	Cat	Cl	Laps	Total Time	Gap	Interval	Km/h	Best	Time	Km/h
1	123	Bruno Santos	Bruno Santos		Porsche 911 3.0 RS	H-1976	1	26	50:45.022			118.3	2	1:50.981	124.8
2	44	Cláudio Vieira	Cláudio Vieira		Porsche 911 3.0 RS	H-1976	2	26	50:45.382	0.360	0.360	118.3	3	1:50.930	124.9
3	75	Carlos Brizido	Carlos Brizido		Porsche 911 3.0 RS	H-1976	3	25	50:55.335	1 Vta.	1 Vta.	113.4	11	1:56.991	118.4
4	132	AECD	Juan Alonso Catalá	<u>Jose Antonio Zorrilla</u>	Porsche 911 3.0 RS	H-1976	4	25	51:27.756	1 Vta.	32.421	112.2	7	1:55.629	119.8
5	34	Carlos M. Santos	Carlos M. Santos	<u>Carlos A. Santos</u>	Ford Escort RS 2000	H-1976	5	23	51:05.299	3 Vtas.	2 Vtas.	103.9	19	2:03.625	112.1
Not classified: (Requirements: 75% of number laps of leader = 20 Laps)															
	55	Paul Daniels	Paul Daniels	<u>Markus Palttala</u>	Porsche 911 2.8 RSR	H-1976	6	13	29:17.688	13 Vtas.	10 Vtas.	102.5	9	2:02.585	113.0
	176	AECD	Eduardo Davila Vega		Porsche 911 3.0 RS	H-1976	7	10	19:33.912	16 Vtas.	3 Vtas.	118.0	3	1:51.675	124.1
	83	Bruno Duarte	Bruno Duarte	<u>Filipe Silva Jesus</u>	Porsche 911 RS 3.0	H-1976	8	1	2:20.696	25 Vtas.	9 Vtas.	98.5	1	2:20.696	98.5

INV *															
Cls	Nº	Team	Driver - 1	Driver - 2	Vehicle	Cat	Cl	Laps	Total Time	Gap	Interval	Km/h	Best	Time	Km/h
1	290	Miguel Lobo	Miguel Lobo		Shelby Cobra Daytona Coupé	INV *	1	26	51:16.077			117.1	7	1:52.770	122.9

H-1965															
Cls	Nº	Team	Driver - 1	Driver - 2	Vehicle	Cat	Cl	Laps	Total Time	Gap	Interval	Km/h	Best	Time	Km/h
1	10	Max Huber	Max Huber		Shelby Cobra	H-1965	1	26	51:17.449			117.0	26	1:52.910	122.7
2	273	Laurent Jaspers	Laurent Jaspers		Jaguar E-Type 63	H-1965	2	26	51:20.705	3.256	3.256	116.9	4	1:52.848	122.8
3	269	Olivier Muytjens	Grégoire Audi	<u>Olivier Muytjens</u>	Shelby Cobra Daytona	H-1965	3	26	51:37.404	19.955	16.699	116.3	7	1:53.150	122.4
4	102	Thierry Lafont	Thierry Lafont	<u>Damien Kohler</u>	AC Cobra 289	H-1965	4	24	50:28.718	2 Vtas.	2 Vtas.	109.8	21	1:56.166	119.3
5	366	Guillaume Huber	Guillaume Huber		Ford Mustang	H-1965	5	24	50:34.747	2 Vtas.	6.029	109.6	13	1:59.055	116.4
6	367	Ralf Huber	Ralf Huber		Bizzarrini 5300 GT	H-1965	6	23	50:12.041	3 Vtas.	1 Vta.	105.8	21	2:03.130	112.5
7	165	Fabrice Bernollin	Fabrice Bernollin		Shelby Daytona Cobra 4700	H-1965	7	22	52:09.825	4 Vtas.	1 Vta.	97.4	15	2:10.245	106.4
8	1	AECD	Francisco Freitas	<u>Guillermo Velasco Baisse</u>	Porsche 356 SC	H-1965	8	21	50:36.678	5 Vtas.	1 Vta.	95.8	5	2:03.717	112.0
9	82	Fabiano Vivacqua	Fabiano Vivacqua		Porsche 356 B	H-1965	9	20	50:41.796	6 Vtas.	1 Vta.	91.1	20	2:21.916	97.6
Not classified: (Requirements: 75% of number laps of leader = 20 Laps)															
	28	P-A Forsvall	P-A Forsvall		Lotus Elan	H-1965	10	11	23:27.532	15 Vtas.	9 Vtas.	108.3	10	2:03.891	111.8

Published at:.....

Track Temp: **49.8 °C** Air Temp: **27.6 °C** Humidity: **24 %** Track Status: **SECA**

Race Director:

Ramiro BRITO

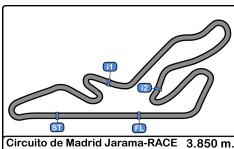
DCI PT24/0086

Timekeeper:

Maria.Jesús GAMAZO

JOB-0499-ESP/M





Circuito de Madrid Jarama - RACE
Iberian Historic Endurance
Race - 2
Resultados Provisionales por Categoría



H-1971															
Cls	Nº	Team	Driver - 1	Driver - 2	Vehicle	Cat	Cl	Laps	Total Time	Gap	Interval	Km/h	Best	Time	Km/h
1	337	Piero dal Maso	Piero dal Maso	<u>José Carvalhosa</u>	Porsche 911 2.5 ST	H-1971	1	25	51:54.899			111.2	2	1:58.970	116.4
2	174	António Castro Ortega	António Castro Ortega	<u>Angel Lanchares Alonso</u>	Porsche 2.5 ST	H-1971	2	24	51:53.778	1 Vta.	1 Vta.	106.8	3	2:02.109	113.5
3	47	Escudería Madrid Historicos	Roberto Díaz-Rincon	<u>Jorge Santos</u>	Alfa Romeo 1750 GTAm	H-1971	3	24	51:54.356	1 Vta.	0.578	106.8	21	2:02.082	113.5
4	153	AECD	Manuel Gonzalez de la Torre		Porsche 914/6	H-1971	4	23	50:17.835	2 Vtas.	1 Vta.	105.6	17	2:03.156	112.5
5	216	Jorge Guimarães	Jorge Guimarães		Volvo 121	H-1971	5	23	51:40.827	2 Vtas.	1:22.992	102.8	23	2:07.763	108.4
6	138	Sydney Beynat	Sydney Beynat	<u>Alexandre Bouchon</u>	Alfa Romeo GT Am	H-1971	6	22	51:37.672	3 Vtas.	1 Vta.	98.4	12	2:06.488	109.5
Not classified: (Requirements: 75% of number laps of leader = 20 Laps)															
	33	Domingos S. Coutinho	Domingos S. Coutinho	<u>Alcides Petiz</u>	BMW 2800 CS	H-1971	7	16	35:23.729	9 Vtas.	6 Vtas.	104.4	9	1:58.680	116.7

GDS															
Cls	Nº	Team	Driver - 1	Driver - 2	Vehicle	Cat	Cl	Laps	Total Time	Gap	Interval	Km/h	Best	Time	Km/h
1	327	Nuno Nunes	Nuno Nunes	<u>Piero dal Maso</u>	Porsche 911 SWB	GDS	1	23	50:18.641			105.6	21	2:05.058	110.8
2	23	Vincent Tourneur	Vincent Tourneur		Porsche 911 SWB	GDS	2	21	50:11.545	2 Vtas.	2 Vtas.	96.6	2	2:12.027	104.9
3	158	Martin Aubert	Martin Aubert	<u>Adam Bruzas</u>	Lotus Elite	GDS	3	20	50:04.089	3 Vtas.	1 Vta.	92.2	7	2:11.698	105.2
Not classified: (Requirements: 75% of number laps of leader = 20 Laps)															
	107	Luis Delso Heras	Javier Garcia Revenga	<u>Roberto López Garcia</u>	Alfa Romeo Giulietta	GDS	4	18	50:19.234	5 Vtas.	2 Vtas.	82.6	2	2:26.417	94.6
	221	Alberto Velez-Grilo	Alberto Velez-Grilo	<u>Tomaz Velez-Grilo</u>	BMW 1800 TiSA	GDS	5	3	7:19.026	20 Vtas.	15 Vtas.	94.7	2	2:13.999	103.4

Vta. Rápida Paulo Lima en 1:49.830 a 126.1 Km/h en la vta. 2

Published at:.....

Track Temp: 49.8 °C Air Temp: 27.6 °C Humidity: 24 % Track Status: SECA

Race Director:

Ramiro BRITO

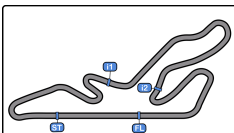
DCI PT24/0086

Timekeeper:

Maria.Jesús GAMAZO

JOB-0499-ESP/M





Circuito de Madrid Jarama - RACE

Iberian Historic Endurance

Race - 2

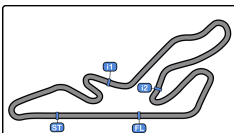
Clasificación Provisional por Vuelta Rápida de Piloto



Circuito de Madrid Jarama-RACE 3.850 m.

Clas	Nº	Team	Vehicle	Driver	Cat	Clas	Laps	Best	Time	Gap	Interval	Km/h
1	5	Paulo Lima	Ford GT40	Paulo Lima	GTP & SC	1	26	2	1:49.830			126.1
2	44	Cláudio Vieira	Porsche 911 3.0 RS	Cláudio Vieira	H-1976	1	26	3	1:50.930	1.100	1.100	124.9
3	123	Bruno Santos	Porsche 911 3.0 RS	Bruno Santos	H-1976	2	26	2	1:50.981	1.151	0.051	124.8
4	176	AECD	Porsche 911 3.0 RS	Eduardo Davila Vega	H-1976	3	10	3	1:51.675	1.845	0.694	124.1
5	290	Miguel Lobo	Shelbv Cobra Davtona Coupé	Miguel Lobo	INV *	1	26	7	1:52.770	2.940	1.095	122.9
6	273	Laurent Jaspers	Jaquar E-Tvpe 63	Laurent Jaspers	H-1965	1	26	4	1:52.848	3.018	0.078	122.8
7	10	Max Huber	Shelby Cobra	Max Huber	H-1965	2	26	26	1:52.910	3.080	0.062	122.7
8	269	Olivier Muvtiens	Shelby Cobra Davtona	Olivier Muvtiens	H-1965	3	15	7	1:53.150	3.320	0.240	122.4
9	269	Olivier Muvtiens	Shelbv Cobra Davtona	Grécoire Audi	H-1965	4	11	4	1:55.302	5.472	2.152	120.2
10	132	AECD	Porsche 911 3.0 RS	Jose Antonio Zorrilla	H-1976	4	14	7	1:55.629	5.799	0.327	119.8
11	102	Thierry Lafont	AC Cobra 289	Thierry Lafont	H-1965	5	14	11	1:56.166	6.336	0.537	119.3
12	75	Carlos Brizido	Porsche 911 3.0 RS	Carlos Brizido	H-1976	5	25	11	1:56.991	7.161	0.825	118.4
13	7	Clasicos Madrid	Elva MK7	Pablo Rueda Muñoz	GTP & SC	2	6	2	1:58.282	8.452	1.291	117.1
14	33	Dominãos S. Coutinho	BMW 2800 CS	S. Coutinho - Petiz	H-1971	1	11	9	1:58.680	8.850	0.398	116.7
15	337	Piero dal Maso	Porsche 911 2.5 ST	José Carvalhosa	H-1971	2	11	2	1:58.970	9.140	0.290	116.4
16	366	Guillaume Huber	Ford Mustang	Guillaume Huber	H-1965	6	24	13	1:59.055	9.225	0.085	116.4
17	337	Piero dal Maso	Porsche 911 2.5 ST	Piero dal Maso	H-1971	3	14	8	1:59.133	9.303	0.078	116.3
18	132	AECD	Porsche 911 3.0 RS	Juan Alonso Catalá	H-1976	6	11	11	1:59.997	10.167	0.864	115.5
19	7	Clasicos Madrid	Elva MK7	José Rueda Ortiz	GTP & SC	3	3	2	2:00.690	10.860	0.693	114.8
20	102	Thierry Lafont	AC Cobra 289	Lafont - Kohler	H-1965	7	10	8	2:01.389	11.559	0.699	114.1
21	47	Escuderia Madrid Historicos	Alfa Romeo 1750 GTAm	Roberto Diaz-Rincon	H-1971	4	14	11	2:02.082	12.252	0.693	113.5
22	174	António Castro Ortega	Porsche 2.5 ST	Anael Lanchares Alonso	H-1971	5	10	3	2:02.109	12.279	0.027	113.5
23	55	Paul Daniels	Porsche 911 2.8 RSR	Markus Palttala	H-1976	7	11	9	2:02.585	12.755	0.476	113.0
24	47	Escuderia Madrid Historicos	Alfa Romeo 1750 GTAm	Jorae Santos	H-1971	6	10	9	2:02.721	12.891	0.136	112.9
25	367	Ralf Huber	Bizzarrini 5300 GT	Ralf Huber	H-1965	8	23	21	2:03.130	13.300	0.409	112.5
26	153	AECD	Porsche 914/6	Manuel Gonzalez de la Torre	H-1971	7	23	17	2:03.156	13.326	0.026	112.5
27	174	António Castro Ortega	Porsche 2.5 ST	António Castro Ortega	H-1971	8	14	6	2:03.169	13.339	0.013	112.5
28	34	Carlos M. Santos	Ford Escort RS 2000	Carlos M. Santos	H-1976	8	14	10	2:03.625	13.795	0.456	112.1
29	1	AECD	Porsche 356 SC	Guillermo Velasco Baisse	H-1965	9	11	5	2:03.717	13.887	0.092	112.0
30	28	P-A Forsvall	Lotus Elan	P-A Forsvall	H-1965	10	11	10	2:03.891	14.061	0.174	111.8
31	327	Nuno Nunes	Porsche 911 SWB	Nuno Nunes	GDS	1	13	11	2:05.058	15.228	1.167	110.8
32	327	Nuno Nunes	Porsche 911 SWB	Piero dal Maso	GDS	2	10	6	2:05.597	15.767	0.539	110.3
33	138	Svdnev Bevnat	Alfa Romeo GT Am	Svdnev Bevnat	H-1971	9	13	3	2:06.488	16.658	0.891	109.5
34	216	Jorae Guimarães	Volvo 121	Jorae Guimarães	H-1971	10	23	23	2:07.763	17.933	1.275	108.4
35	33	Dominãos S. Coutinho	BMW 2800 CS	Dominãos S. Coutinho	H-1971	11	5	3	2:07.862	18.032	0.099	108.3
36	34	Carlos M. Santos	Ford Escort RS 2000	Carlos A. Santos	H-1976	9	9	8	2:10.063	20.233	2.201	106.5
37	165	Fabrice Bernollin	Shelby Davtona Cobra 4700	Fabrice Bernollin	H-1965	11	22	15	2:10.245	20.415	0.182	106.4
38	158	Martin Aubert	Lotus Elite	Adam Bruzas	GDS	3	11	7	2:11.698	21.868	1.453	105.2





Circuito de Madrid Jarama - RACE

Iberian Historic Endurance

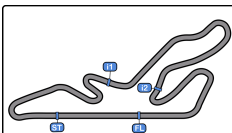
Race - 2



Clasificación Provisional por Vuelta Rápida de Piloto

Clas	Nº	Team	Vehicle	Driver	Cat	Clas	Laps	Best	Time	Gap	Interval	Km/h
39	23	Vincent Tourneur	Porsche 911 SWB	Vincent Tourneur	GDS	4	21	2	2:12.027	22.197	0.329	104.9
40	221	Alberto Velez-Grilo	BMW 1800 TiSA	Tomaz Velez-Grilo	GDS	5	3	2	2:13.999	24.169	1.972	103.4
41	1	AECD	Porsche 356 SC	Francisco Freitas	H-1965	12	10	6	2:16.772	26.942	2.773	101.3
42	55	Paul Daniels	Porsche 911 2.8 RSR	Paul Daniels	H-1976	10	2	2	2:20.062	30.232	3.290	98.9
43	83	Bruno Duarte	Porsche 911 RS 3.0	Filipe Silva Jesus	H-1976	11	1	1	2:20.696	30.866	0.634	98.5
44	82	Fabiano Vivacqua	Porsche 356 B	Fabiano Vivacqua	H-1965	13	20	20	2:21.916	32.086	1.220	97.6
45	158	Martin Aubert	Lotus Elite	Martin Aubert	GDS	6	9	6	2:22.173	32.343	0.257	97.4
46	138	Sydney Bevnat	Alfa Romeo GT Am	Alexandre Bouchon	H-1971	12	9	2	2:23.892	34.062	1.719	96.3
47	107	Luis Delso Heras	Alfa Romeo Giulietta	Roberto López Garcia	GDS	7	9	2	2:26.417	36.587	2.525	94.6
48	107	Luis Delso Heras	Alfa Romeo Giulietta	Javier Garcia Revenda	GDS	8	9	5	2:40.750	50.920	14.333	86.2





Circuito de Madrid Jarama - RACE

Iberian Historic Endurance

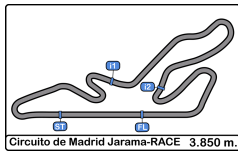
Race - 2

Distancia y Velocidad Media



Cls	Nº	Team	Driver - 1	Driver - 2	Vehicle	Cat	Cls	Laps	Distancia	Total Time	Km/h
1	5	Paulo Lima	Paulo Lima		Ford GT40	GTP & SC	1	26	100.10	50:01.396	120.0
2	123	Bruno Santos	Bruno Santos		Porsche 911 3.0 RS	H-1976	1	26	100.10	50:45.022	118.3
3	44	Cláudio Vieira	Cláudio Vieira		Porsche 911 3.0 RS	H-1976	2	26	100.10	50:45.382	118.3
4	290	Miguel Lobo	Miguel Lobo		Shelby Cobra Daytona Coupé	INV *	1	26	100.10	51:16.077	117.1
5	10	Max Huber	Max Huber		Shelby Cobra	H-1965	1	26	100.10	51:17.449	117.0
6	273	Laurent Jaspers	Laurent Jaspers		Jaguar E-Type 63	H-1965	2	26	100.10	51:20.705	116.9
7	269	Olivier Muytjens	Grégoire Audi	<u>Olivier Muytjens</u>	Shelby Cobra Daytona	H-1965	3	26	100.10	51:37.404	116.3
8	75	Carlos Brizado	Carlos Brizado		Porsche 911 3.0 RS	H-1976	3	25	96.25	50:55.335	113.4
9	132	AECD	Juan Alonso Catalá	<u>Jose Antonio Zorrilla</u>	Porsche 911 3.0 RS	H-1976	4	25	96.25	51:27.756	112.2
10	337	Piero dal Maso	Piero dal Maso	<u>José Carvalho</u>	Porsche 911 2.5 ST	H-1971	1	25	96.25	51:54.899	111.2
11	102	Thierry Lafont	Thierry Lafont	<u>Damien Kohler</u>	AC Cobra 289	H-1965	4	24	92.40	50:28.718	109.8
12	366	Guillaume Huber	Guillaume Huber		Ford Mustang	H-1965	5	24	92.40	50:34.747	109.6
13	174	António Castro Ortega	António Castro Ortega	<u>Angel Lanchares Alonso</u>	Porsche 2.5 ST	H-1971	2	24	92.40	51:53.778	106.8
14	47	Escudería Madrid Historicos	Roberto Diaz-Rincon	<u>Jorge Santos</u>	Alfa Romeo 1750 GTAm	H-1971	3	24	92.40	51:54.356	106.8
15	367	Ralf Huber	Ralf Huber		Bizzarrini 5300 GT	H-1965	6	23	88.55	50:12.041	105.8
16	153	AECD	Manuel Gonzalez de la Torre		Porsche 914/6	H-1971	4	23	88.55	50:17.835	105.6
17	327	Nuno Nunes	Nuno Nunes	<u>Piero dal Maso</u>	Porsche 911 SWB	GDS	1	23	88.55	50:18.641	105.6
18	34	Carlos M. Santos	Carlos M. Santos	<u>Carlos A. Santos</u>	Ford Escort RS 2000	H-1976	5	23	88.55	51:05.299	103.9
19	216	Jorge Guimarães	Jorge Guimarães		Volvo 121	H-1971	5	23	88.55	51:40.827	102.8
20	138	Sydney Beynat	Sydney Beynat	<u>Alexandre Bouchon</u>	Alfa Romeo GT Am	H-1971	6	22	84.70	51:37.672	98.4
21	165	Fabrice Bernollin	Fabrice Bernollin		Shelby Daytona Cobra 4700	H-1965	7	22	84.70	52:09.825	97.4
22	23	Vincent Tourneur	Vincent Tourneur		Porsche 911 SWB	GDS	2	21	80.85	50:11.545	96.6
23	1	AECD	Francisco Freitas	<u>Guillermo Velasco Baisse</u>	Porsche 356 SC	H-1965	8	21	80.85	50:36.678	95.8
24	158	Martin Aubert	Martin Aubert	<u>Adam Bruzas</u>	Lotus Elite	GDS	3	20	77.00	50:04.089	92.2
25	82	Fabiano Vivacqua	Fabiano Vivacqua		Porsche 356 B	H-1965	9	20	77.00	50:41.796	91.1
Not classified: (Requirements: 75% of number laps of leader = 20 Laps)											
	107	Luis Delso Heras	Javier Garcia Revenga	<u>Roberto López Garcia</u>	Alfa Romeo Giulietta	GDS	4	18	69.30	50:19.234	82.6
	33	Domingos S. Coutinho	Domingos S. Coutinho	<u>Alcides Petiz</u>	BMW 2800 CS	H-1971	7	16	61.60	35:23.729	104.4
	55	Paul Daniels	Paul Daniels	<u>Markus Palttala</u>	Porsche 911 2.8 RSR	H-1976	6	13	50.05	29:17.688	102.5
	28	P-A Forsvall	P-A Forsvall		Lotus Elan	H-1965	10	11	42.35	23:27.532	108.3
	176	AECD	Eduardo Davila Vega		Porsche 911 3.0 RS	H-1976	7	10	38.50	19:33.912	118.0
	7	Clasicos Madrid	José Rueda Ortiz	<u>Pablo Rueda Muñoz</u>	Elva MK7	GTP & SC	2	9	34.65	37:25.645	55.5
	221	Alberto Velez-Grilo	Alberto Velez-Grilo	<u>Tomaz Velez-Grilo</u>	BMW 1800 TiSA	GDS	5	3	11.55	7:19.026	94.7
	83	Bruno Duarte	Bruno Duarte	<u>Filipe Silva Jesus</u>	Porsche 911 RS 3.0	H-1976	8	1	03.85	2:20.696	98.5





Circuito de Madrid Jarama - RACE

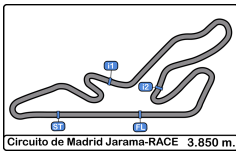
Iberian Historic Endurance

Race - 2

Tiempos Por Vuelta



1 Francisco Freitas Porsche 356 SC							7 José Rueda Ortiz Elva MK7								
H-1965 Guillermo Velasco Baisse Curated Garage							GTP & SC Pablo Rueda Muñoz Clasicos Madrid								
Lap	D	Time	Sector 1	Sector 2	Sector 3	T. Spd	Elapsed	Lap	D	Time	Sector 1	Sector 2	Sector 3	T. Spd	Elapsed
1	2	2:20.295	1:01.575	43.090	35.630	159.2	2:20.295	1	2	2:17.091	1:02.429	41.008	33.654	143.2	2:17.091
2	2	2:08.389	49.441	43.729	35.219	177.0	4:28.684	2	2	1:58.282	46.716	39.505	32.061	174.1	4:15.373
3	2	2:28.793 P	52.964	50.694	45.135	171.1	6:57.477	3	2	2:34.629	1:20.142	41.204	33.283	187.5	6:50.002
4	2	4:01.603	2:44.465	42.018	35.120	93.6	10:59.080	4	2	2:41.058 P	50.847	53.705	56.506	176.7	9:31.060
5	2	2:03.717	46.805	42.119	34.793	180.9	13:02.797	5	2	16:03.033	14:50.386	40.116	32.531	101.2	25:34.093
6	2	2:04.926	46.929	43.129	34.868	180.6	15:07.723	6	2	2:11.114 P	46.168	41.489	43.457	165.1	27:45.207
7	2	2:05.271	47.521	42.305	35.445	180.6	17:12.994	7	1	5:14.194	3:57.729	42.368	34.097	92.5	32:59.401
8	2	2:04.500	47.781	41.935	34.784	179.1	19:17.494	8	1	2:00.690	46.333	40.698	33.659	181.2	35:00.091
9	2	2:04.335	46.999	42.555	34.781	183.0	21:21.829	9	1	2:25.554 P	49.376	47.110	49.068	167.9	37:25.645
10	2	2:04.117	47.095	42.006	35.016	181.8	23:25.946	10 Max Huber Shelby Cobra							
11	2	2:10.006 P	47.181	42.319	40.506	181.5	25:35.952	H-1965 Calvin Motors							
12	1	4:07.862	2:39.643	48.461	39.758	88.1	29:43.814	Lap	D	Time	Sector 1	Sector 2	Sector 3	T. Spd	Elapsed
13	1	2:20.931	54.117	47.821	38.993	148.9	32:04.745	1		2:15.838	1:01.727	40.692	33.419	156.7	2:15.838
14	1	2:17.928	53.474	46.243	38.211	152.7	34:22.673	2		1:55.756	45.978	38.045	31.733	171.1	4:11.594
15	1	2:21.040	55.117	46.997	38.926	153.4	36:43.713	3		1:53.651	43.980	37.917	31.754	181.2	6:05.245
16	1	2:21.044	55.043	46.533	39.468	139.8	39:04.757	4		1:53.918	44.459	37.786	31.673	179.1	7:59.163
17	1	2:16.772	52.337	46.171	38.264	163.6	41:21.529	5		1:54.827	43.846	38.686	32.295	181.5	9:53.990
18	1	2:17.867	52.642	47.349	37.876	167.1	43:39.396	6		1:54.210	44.264	38.413	31.533	179.4	11:48.200
19	1	2:19.218	53.791	47.280	38.147	151.2	45:58.614	7		1:53.646	43.831	37.791	32.024	192.5	13:41.846
20	1	2:18.135	52.096	47.390	38.649	166.6	48:16.749	8		1:53.431	44.305	37.457	31.669	186.2	15:35.277
21	1	2:19.929	52.217	46.278	41.434	169.0	50:36.678	9		1:52.927	43.929	37.385	31.613	189.8	17:28.204
5 Paulo Lima Ford GT40							RP Motorsport								
GTP & SC															
Lap	D	Time	Sector 1	Sector 2	Sector 3	T. Spd	Elapsed	Lap	D	Time	Sector 1	Sector 2	Sector 3	T. Spd	Elapsed
1		1:53.936	46.061	37.230	30.645	170.0	1:53.936	10		1:54.318	43.737	38.089	32.492	191.1	19:22.522
2		1:49.830	41.884	37.025	30.921	184.3	3:43.766	11		1:54.001	43.820	38.772	31.409	188.1	21:16.523
3		1:50.268	42.330	37.204	30.734	183.0	5:34.034	12		1:53.366	43.702	38.111	31.553	189.8	23:09.889
4		1:50.671	42.350	37.095	31.226	182.1	7:24.705	13		1:54.342	44.757	37.833	31.752	184.6	25:04.231
5		1:51.114	42.413	37.028	31.673	186.2	9:15.819	14		2:00.853 P	44.780	37.835	38.238	192.1	27:05.084
6		1:51.071	42.761	36.845	31.465	182.7	11:06.890	15		3:17.645	2:08.266	37.717	31.662	103.5	30:22.729
7		1:50.643	42.538	37.287	30.818	185.8	12:57.533	16		1:54.348	43.543	39.238	31.567	187.8	32:17.077
8		1:52.150	42.657	38.772	30.721	187.1	14:49.683	17		1:54.530	43.835	37.531	33.164	187.1	34:11.607
9		1:53.139	43.221	38.068	31.850	172.5	16:42.822	18		1:53.572	44.214	37.788	31.570	186.8	36:05.179
10		1:50.538	42.740	36.865	30.933	183.6	18:33.360	19		1:53.051	43.486	37.363	32.202	186.5	37:58.230
11		1:51.687	43.309	36.726	31.652	182.1	20:25.047	20		1:53.699	44.517	37.564	31.618	182.4	39:51.929
12		1:50.666	42.542	37.311	30.813	181.8	22:15.713	21		1:54.980	44.506	38.556	31.918	194.2	41:46.909
13		1:50.776	42.838	36.825	31.113	183.9	24:06.489	22		1:53.929	43.652	37.822	32.455	186.2	43:40.838
14		1:57.807 P	42.817	36.977	38.013	175.0	26:04.296	23		1:53.775	43.762	38.143	31.870	183.9	45:34.613
15		3:19.136	2:08.539	38.605	31.992	109.0	29:23.432	24		1:54.891	44.617	37.762	32.512	189.8	47:29.504
16		1:51.215	42.762	37.584	30.869	186.8	31:14.647	25		1:55.035	43.710	39.018	32.307	189.1	49:24.539
17		1:54.012	43.549	39.056	31.407	173.6	33:08.659	26		1:52.910	43.938	37.585	31.387	185.8	51:17.449
18		1:51.004	43.054	37.086	30.864	185.8	34:59.663								
19		1:51.685	43.094	37.305	31.286	175.0	36:51.348								
20		1:51.696	43.307	37.269	31.120	173.3	38:43.044								
21		1:52.093	43.532	37.345	31.216	183.6	40:35.137								
22		1:53.407	43.049	38.998	31.360	181.2	42:28.544								
23		1:52.743	43.532	38.093	31.118	171.4	44:21.287								
24		1:53.008	43.396	37.582	32.030	179.4	46:14.295								
25		1:53.851	43.738	39.077	31.036	164.3	48:08.146								
26		1:53.250	43.322	38.197	31.731	171.7	50:01.396								



Circuito de Madrid Jarama - RACE

Iberian Historic Endurance

Race - 2

Tiempos Por Vuelta



44

Cláudio Vieira

Porsche 911 3.0 RS

55

Paul Daniels

Porsche 911 2.8 RSR

H-1976

Aurora Motorsport

H-1976

Markus Palttala

JWA Racing

Lap	D	Time	Sector 1	Sector 2	Sector 3	T. Spd	Elapsed	Lap	D	Time	Sector 1	Sector 2	Sector 3	T. Spd	Elapsed
1		1:58.710	49.247	37.866	31.597	175.6	1:58.710	1	2	2:21.996	1:01.119	45.904	34.973	130.5	2:21.996
2		1:53.007	43.959	37.904	31.144	215.1	3:51.717	2	2	2:07.550	48.051	44.587	34.912	183.9	4:29.546
3		1:50.930	42.768	37.122	31.040	213.0	5:42.647	3	2	2:06.750	48.128	43.490	35.132	188.8	6:36.296
4		1:51.765	42.885	37.149	31.731	203.7	7:34.412	4	2	2:04.696	46.631	42.737	35.328	185.8	8:40.992
5		1:51.735	43.282	37.230	31.223	204.5	9:26.147	5	2	2:06.158	47.025	44.092	35.041	187.5	10:47.150
6		1:51.903	42.757	37.927	31.219	202.2	11:18.050	6	2	2:05.084	47.113	43.531	34.440	177.6	12:52.234
7		1:52.539	43.414	37.518	31.607	206.1	13:10.589	7	2	2:07.126	47.764	44.659	34.703	163.8	14:59.360
8		1:53.026	43.325	38.504	31.197	203.7	15:03.615	8	2	2:05.172	47.454	42.986	34.732	169.2	17:04.532
9		1:54.919	43.770	39.457	31.692	212.5	16:58.534	9	2	2:02.585	46.054	42.127	34.404	184.3	19:07.117
10		1:52.101	43.633	37.372	31.096	184.6	18:50.635	10	2	2:05.328	47.982	42.613	34.733	160.4	21:12.445
11		1:58.974	48.882	38.280	31.812	206.8	20:49.609	11	2	2:11.514 P	46.818	42.718	41.978	170.6	23:23.959
12		1:53.047	43.138	38.773	31.136	204.5	22:42.656	12	1	3:33.667	2:15.340	43.225	35.102	108.2	26:57.626
13		1:51.954	43.113	37.392	31.449	209.3	24:34.610	13	1	2:20.062 P	47.494	45.492	47.076	167.7	29:17.688
14		2:00.067 P	43.465	37.315	39.287	205.3	26:34.677								
15		3:15.389	2:06.382	37.313	31.694	99.1	29:50.066								
16		1:53.403	44.013	37.249	32.141	195.6	31:43.469								
17		1:54.593	43.495	38.644	32.454	197.8	33:38.062								
18		1:55.013	43.802	38.767	32.444	203.7	35:33.075								
19		1:53.044	43.714	37.356	31.974	184.3	37:26.119								
20		1:55.590	44.555	38.678	32.357	210.5	39:21.709								
21		1:54.692	44.488	38.522	31.682	187.5	41:16.401								
22		1:53.116	43.288	38.160	31.668	200.3	43:09.517								
23		1:54.707	44.313	38.759	31.635	198.1	45:04.224								
24		1:53.165	43.847	37.836	31.482	203.7	46:57.389								
25		1:54.292	44.958	37.980	31.354	183.6	48:51.681								
26		1:53.701	43.822	38.214	31.665	208.8	50:45.382								

47

Roberto Diaz-Rincon

Alfa Romeo 1750 GTAm

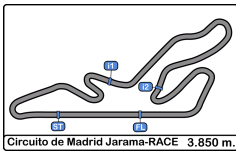
H-1971

Jorge Santos

RP Motorsport

Lap	D	Time	Sector 1	Sector 2	Sector 3	T. Spd	Elapsed	Lap	D	Time	Sector 1	Sector 2	Sector 3	T. Spd	Elapsed
1	2	2:18.130	59.515	43.447	35.168	149.7	2:18.130								
2	2	2:08.913	48.823	44.402	35.688	160.2	4:27.043								
3	2	2:05.632	49.216	41.898	34.518	172.5	6:32.675								
4	2	2:05.255	47.735	42.375	35.145	171.1	8:37.930								
5	2	2:03.741	48.126	41.567	34.048	163.8	10:41.671								
6	2	2:02.825	47.311	41.129	34.385	167.9	12:44.496								
7	2	2:02.878	47.167	41.694	34.017	173.6	14:47.374								
8	2	2:28.129	1:09.716	43.497	34.916	161.9	17:15.503								
9	2	2:02.721	47.318	41.407	33.996	166.9	19:18.224								
10	2	2:12.001 P	47.019	42.160	42.822	173.6	21:30.225								
11	1	3:25.820	2:08.578	42.150	35.092	99.9	24:56.045								
12	1	2:04.420	47.363	41.536	35.521	172.5	27:00.465								
13	1	2:03.841	47.114	41.807	34.920	173.6	29:04.306								
14	1	2:04.175	47.529	41.306	35.340	181.5	31:08.481								
15	1	2:04.868	46.994	42.314	35.560	183.6	33:13.349								
16	1	2:04.040	47.826	40.967	35.247	176.1	35:17.389								
17	1	2:02.340	47.071	40.830	34.439	176.4	37:19.729								
18	1	2:03.457	47.178	41.609	34.670	173.6	39:23.186								
19	1	2:14.872	46.980	52.996	34.896	179.4	41:38.058								
20	1	2:02.803	47.551	41.382	33.870	167.1	43:40.861								
21	1	2:02.082	46.449	41.125	34.508	175.8	45:42.943								
22	1	2:05.063	47.197	42.635	35.231	175.3	47:48.006								
23	1	2:03.710	47.381	41.944	34.385	175.0	49:51.716								
24	1	2:02.640	46.954	41.482	34.204	170.0	51:54.356								





Circuito de Madrid Jarama - RACE

Iberian Historic Endurance

Race - 2

Tiempos Por Vuelta



82

Fabiano Vivacqua

Porsche 356 B

107

Javier Garcia Revenga

Alfa Romeo Giulietta

H-1965

Garagem João Gomes

GDS

Roberto López Garcia

Clasicos Madrid

Lap	D	Time	Sector 1	Sector 2	Sector 3	T. Spd	Elapsed	Lap	D	Time	Sector 1	Sector 2	Sector 3	T. Spd	Elapsed
1		2:37.961	1:09.228	48.504	40.229	140.9	2:37.961	1	2	2:42.014	1:11.991	49.699	40.324	122.5	2:42.014
2		2:22.569	53.498	48.679	40.392	162.4	5:00.530	2	2	2:26.417	55.977	50.054	40.386	150.8	5:08.431
3		2:22.711	53.529	49.187	39.995	159.0	7:23.241	3	2	2:30.207	56.042	51.657	42.508	144.1	7:38.638
4		2:27.488	56.502	50.697	40.289	153.8	9:50.729	4	2	2:35.160	58.650	55.839	40.671	127.0	10:13.798
5		2:25.441	56.394	49.183	39.864	154.9	12:16.170	5	2	2:32.968	57.707	51.765	43.496	139.1	12:46.766
6		2:26.234	54.901	48.797	42.536	159.2	14:42.404	6	2	2:39.549	59.893	53.263	46.393	119.8	15:26.315
7		2:34.657	56.318	54.302	44.037	147.9	17:17.061	7	2	2:29.236	58.075	50.587	40.574	128.2	17:55.551
8		2:24.692	54.016	49.639	41.037	153.8	19:41.753	8	2	2:28.356	56.332	50.260	41.764	139.3	20:23.907
9		2:24.312	54.447	49.444	40.421	154.0	22:06.065	9	2	2:51.165 P	1:00.698	57.945	52.522	127.0	23:15.072
10		2:35.526 P	55.411	48.112	52.003	152.9	24:41.591	10	1	5:00.099	3:21.020	53.381	45.698	67.6	28:15.171
11		4:05.337	2:34.379	49.972	40.986	48.9	28:46.928	11	1	2:41.900	1:01.782	53.992	46.126	143.0	30:57.071
12		2:25.799	54.345	48.696	42.758	155.6	31:12.727	12	1	2:46.687	1:04.189	54.987	47.511	132.0	33:43.758
13		2:28.093	56.890	49.181	42.022	155.1	33:40.820	13	1	2:44.131	1:02.626	54.344	47.161	143.2	36:27.889
14		2:24.546	56.068	48.817	39.661	156.2	36:05.366	14	1	2:40.750	1:01.458	55.008	44.284	130.7	39:08.639
15		2:24.407	54.198	48.705	41.504	155.8	38:29.773	15	1	2:48.987	1:01.618	56.640	50.729	151.0	41:57.626
16		2:28.097	55.232	51.894	40.971	152.9	40:57.870	16	1	2:55.357	1:06.077	1:00.586	48.694	122.5	44:52.983
17		2:29.793	55.356	52.738	41.699	151.2	43:27.663	17	1	2:41.522	1:02.182	53.738	45.602	128.5	47:34.505
18		2:25.957	54.154	50.832	40.971	160.7	45:53.620	18	1	2:44.729	1:03.724	53.930	47.075	132.1	50:19.234
19		2:26.260	55.563	50.756	39.941	164.6	48:19.880								
20		2:21.916	53.397	49.387	39.132	162.8	50:41.796								

83

Bruno Duarte

Porsche 911 RS 3.0

123

Bruno Santos

Porsche 911 3.0 RS

H-1976

Filipe Silva Jesus

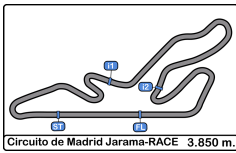
Garagem João Gomes / LCSS

H-1976

Aurora Motorsport

Lap	D	Time	Sector 1	Sector 2	Sector 3	T. Spd	Elapsed	Lap	D	Time	Sector 1	Sector 2	Sector 3	T. Spd	Elapsed
1	2	2:20.696 P	54.817	43.171	42.708	156.5	2:20.696	1		1:56.029	47.561	37.312	31.156	181.5	1:56.029
2								2		1:50.981	42.253	37.358	31.370	210.5	3:47.010
3								3		1:51.501	42.773	37.703	31.025	208.4	5:38.511
4								4		1:51.711	42.458	37.746	31.507	212.1	7:30.222
5								5		1:52.335	42.858	37.845	31.632	205.3	9:22.557
6								6		1:52.750	43.638	37.861	31.251	194.5	11:15.307
7								7		1:51.940	42.694	37.593	31.653	197.8	13:07.247
8								8		1:52.612	42.674	38.235	31.703	208.8	14:59.859
9								9		1:55.660	44.216	39.888	31.556	181.2	16:55.519
10								10		2:01.256	51.918	37.978	31.360	213.8	18:56.775
11								11		1:53.656	43.424	38.750	31.482	183.9	20:50.431
12								12		1:53.182	43.293	38.642	31.247	198.5	22:43.613
13								13		1:52.299	42.930	38.091	31.278	202.2	24:35.912
14								14		2:00.334 P	43.337	38.616	38.381	204.1	26:36.246
15								15		3:15.165	2:06.149	37.893	31.123	105.6	29:51.411
16								16		1:52.534	42.921	37.741	31.872	199.2	31:43.945
17								17		1:55.325	43.220	39.234	32.871	193.5	33:39.270
18								18		1:52.227	42.681	38.104	31.442	196.7	35:31.497
19								19		1:51.925	43.027	37.444	31.454	183.6	37:23.422
20								20		1:54.715	43.402	38.904	32.409	188.1	39:18.137
21								21		1:55.204	44.240	39.006	31.958	190.4	41:13.341
22								22		1:53.453	43.584	37.731	32.138	192.5	43:06.794
23								23		1:54.066	43.442	38.738	31.886	187.1	45:00.860
24								24		1:54.866	43.877	38.526	32.463	189.1	46:55.726
25								25		1:54.393	43.759	39.046	31.588	184.3	48:50.119
26								26		1:54.903	43.597	38.924	32.382	193.2	50:45.022
1		2:15.825	57.991	42.885	34.949	154.7	2:15.825								
2		2:07.218	48.982	43.843	34.393	161.6	4:23.043								
3		2:06.085	48.192	42.908	34.985	159.5	6:29.128								
4		2:06.158	48.178	43.642	34.338	163.6	8:35.286								
5		2:03.461	47.336	42.067	34.058	162.6	10:38.747								
6		2:02.211	47.264	41.548	33.399	172.5	12:40.958								
7		2:02.831	46.860	42.161	33.810	178.8	14:43.789								
8		2:01.389	46.742	41.444	33.203	178.2	16:45.178								
9		2:02.061	46.713	41.667	33.681	186.2	18:47.239								
10		2:07.612 P	46.214	41.343	40.055	180.0	20:54.851								
11	1	3:44.708	2:30.208	41.455	33.045	105.7	24:39.559								
12	1	1:59.366	45.585	41.090	32.691	172.5	26:38.925								
13	1	1:57.953	45.738	39.318	32.897	165.8	28:36.878								
14	1	1:58.760	45.520	40.325	32.915	181.5	30:35.638								
15	1	1:57.120	45.085	39.387	32.648	176.4	32:32.758								
16	1	1:57.228	45.085	39.757	32.386	177.3	34:29.986								
17	1	1:57.730	44.805	40.374	32.551	171.4	36:27.716								
18	1	1:57.456	45.398	39.328	32.730	170.3	38:25.172								
19	1	1:56.437	44.671	38.676	33.090	182.4	40:21.609								
20	1	1:56.892	45.489	38.601	32.802	181.8	42:18.501								
21	1	1:56.166	45.118	38.791	32.257	173.3	44:14.667								
22	1	2:16.926	45.140	39.318	52.468	172.8	46:31.593								
23	1	1:56.806	45.352	38.904	32.550	170.8	48:28.399								
24	1	2:00.319	46.395	40.555	33.369	176.1	50:28.718								





Circuito de Madrid Jarama - RACE

Iberian Historic Endurance

Race - 2

Tiempos Por Vuelta

**132**

Juan Alonso Catalá

Porsche 911 3.0 RS

Manuel Gonzalez de la Torre

Porsche 914/6

H-1976

Jose Antonio Zorrilla

Eficar Team

H-1971

Curated Garage

Lap	D	Time	Sector 1	Sector 2	Sector 3	T. Spd	Elapsed	Lap	D	Time	Sector 1	Sector 2	Sector 3	T. Spd	Elapsed
1	2	2:12.787	57.464	41.847	33.476	149.7	2:12.787	1		2:17.937	59.315	42.949	35.673	141.9	2:17.937
2	2	1:56.214	44.707	39.071	32.436	191.4	4:09.001	2		2:08.876	49.206	43.763	35.907	165.1	4:26.813
3	2	1:56.313	44.665	38.966	32.682	190.8	6:05.314	3		2:07.036	49.990	42.124	34.922	176.4	6:33.849
4	2	1:56.855	45.340	38.943	32.572	183.0	8:02.169	4		2:05.774	47.887	43.198	34.689	167.9	8:39.623
5	2	1:56.906	44.325	39.129	33.452	198.5	9:59.075	5		2:06.663	47.716	44.075	34.872	168.7	10:46.286
6	2	1:55.692	44.559	38.686	32.447	200.3	11:54.767	6		2:04.952	47.754	42.522	34.676	172.2	12:51.238
7	2	1:55.629	44.280	39.036	32.313	194.5	13:50.396	7		2:07.167	48.439	43.884	34.844	156.7	14:58.405
8	2	1:56.194	44.477	39.252	32.465	200.3	15:46.590	8		2:07.313	49.879	42.744	34.690	174.1	17:05.718
9	2	1:56.495	45.265	38.665	32.565	197.8	17:43.085	9		2:06.836	48.878	43.669	34.289	165.1	19:12.554
10	2	1:57.871	44.972	39.782	33.117	202.2	19:40.956	10		2:04.015	47.468	42.029	34.518	171.1	21:16.569
11	2	1:57.152	44.976	39.071	33.105	198.8	21:38.108	11		2:04.397	47.845	41.538	35.014	167.4	23:20.966
12	2	1:56.057	44.551	38.880	32.626	188.8	23:34.165	12		2:11.125 P	47.848	42.434	40.843	173.3	25:32.091
13	2	1:57.185	45.181	39.004	33.000	189.8	25:31.350	13		3:52.763	2:34.541	42.890	35.332	89.3	29:24.854
14	2	2:02.962 P	44.952	39.211	38.799	181.8	27:34.312	14		2:07.552	48.686	43.432	35.434	169.8	31:32.406
15	1	3:35.532	2:18.524	41.801	35.207	88.6	31:09.844	15		2:07.715	49.115	42.818	35.782	156.0	33:40.121
16	1	2:03.082	46.719	41.985	34.378	191.1	33:12.926	16		2:04.600	48.739	41.699	34.162	158.3	35:44.721
17	1	2:03.092	46.833	41.602	34.657	181.5	35:16.018	17		2:03.156	47.220	41.703	34.233	172.2	37:47.877
18	1	2:02.400	46.537	41.644	34.219	181.2	37:18.418	18		2:03.451	46.798	41.732	34.921	167.7	39:51.328
19	1	2:00.833	45.980	40.255	34.598	192.5	39:19.251	19		2:06.548	47.927	43.287	35.334	169.0	41:57.876
20	1	2:02.069	46.632	41.535	33.902	191.8	41:21.320	20		2:05.402	48.406	42.162	34.834	175.3	44:03.278
21	1	2:00.122	45.806	40.245	34.071	198.5	43:21.442	21		2:03.435	47.424	41.539	34.472	182.1	46:06.713
22	1	2:01.858	46.553	41.273	34.032	191.4	45:23.300	22		2:04.681	47.407	41.964	35.310	183.9	48:11.394
23	1	2:00.524	46.003	40.515	34.006	196.3	47:23.824	23		2:06.441	48.157	42.569	35.715	179.7	50:17.835
24	1	2:03.935	47.691	41.880	34.364	184.3	49:27.759								
25	1	1:59.997	46.261	40.277	33.459	192.1	51:27.756								

158

Martin Aubert

Lotus Elite

GDS

Adam Bruzas

138

Sydney Beynat

Alfa Romeo GT Am

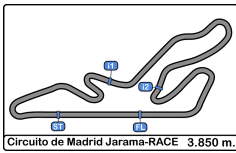
H-1971

Alexandre Bouchon

GT Classic

Lap	D	Time	Sector 1	Sector 2	Sector 3	T. Spd	Elapsed	Lap	D	Time	Sector 1	Sector 2	Sector 3	T. Spd	Elapsed
1	2	2:39.771	1:10.839	49.067	39.865	128.5	2:39.771	1	2	2:32.330	1:06.996	47.074	38.260	136.3	2:32.330
2	2	2:23.892	54.248	49.394	40.250	155.1	5:03.663	2	2	2:36.337 P	52.084	56.837	47.416	167.1	5:08.667
3	2	2:25.097	54.954	48.931	41.212	147.1	7:28.760	3	2	3:32.210	2:05.890	47.034	39.286	92.7	8:40.877
4	2	2:32.224	58.682	50.477	43.065	135.5	10:00.984	4	2	2:14.213	51.195	45.209	37.809	161.4	10:55.090
5	2	2:28.632	57.096	50.077	41.459	150.8	12:29.616	5	2	2:14.157	51.347	45.278	37.532	170.8	13:09.247
6	2	2:34.912	58.462	52.967	43.483	141.3	15:04.528	6	2	2:13.990	50.156	45.744	38.090	164.3	15:23.237
7	2	2:30.137	57.885	49.981	42.271	154.2	17:34.665	7	2	2:11.698	49.982	44.491	37.225	165.3	17:34.935
8	2	2:34.912	58.462	52.967	43.483	141.3	15:04.528	8	2	2:13.331	50.545	45.215	37.571	162.1	19:48.266
9	2	2:30.137	57.885	49.981	42.271	154.2	17:34.665	9	2	2:18.748	50.746	45.399	42.603	167.1	22:07.014
10	2	2:26.146	57.341	48.475	40.330	139.1	20:00.811	10	2	2:17.468	51.680	46.484	39.304	169.2	24:24.482
11	2	2:34.377 P	55.966	49.834	48.577	150.4	22:35.188	11	2	2:22.461 P	51.174	46.870	44.417	161.6	26:46.943
12	1	3:32.091	2:12.563	43.898	35.630	93.9	26:07.279	12	1	4:01.331	2:31.330	48.948	41.053	89.8	30:48.274
13	1	2:07.404	48.860	43.335	35.209	164.3	28:14.683	13	1	2:23.444	54.041	48.833	40.570	154.5	33:11.718
14	1	2:06.488	48.528	42.912	35.048	169.2	30:21.171	14	1	2:24.586	55.070	48.093	41.423	138.9	35:36.304
15	1	2:08.155	48.687	44.125	35.343	161.6	32:29.326	15	1	2:22.853	53.505	48.705	40.643	163.6	37:59.157
16	1	2:07.473	48.297	43.634	35.542	169.8	34:36.799	16	1	2:23.713	55.867	47.931	39.915	142.8	40:22.870
17	1	2:07.622	48.556	43.502	35.564	168.7	36:44.421	17	1	2:22.173	54.645	48.533	38.995	149.5	42:45.043
18	1	2:07.175	48.202	43.111	35.862	166.1	38:51.596	18	1	2:26.821	56.394	50.424	40.003	148.3	45:11.864
19	1	2:07.453	48.777	43.257	35.419	170.0	40:59.049	19	1	2:24.399	55.931	49.257	39.211	146.9	47:36.263
20	1	2:07.519	48.904	43.238	35.377	166.6	43:06.568	20	1	2:27.826	55.035	50.093	42.698	146.7	50:04.089
21	1	2:07.595	49.305	43.183	35.107	172.5	45:14.163								
22	1	2:07.330	48.759	43.112	35.459	168.7	47:21.493								
23	1	2:09.327	50.570	43.557	35.200	171.4	49:30.820								
24	1	2:06.852	48.444	43.069	35.339	173.9	51:37.672								





Circuito de Madrid Jarama - RACE

Iberian Historic Endurance

Race - 2

Tiempos Por Vuelta



165

Fabrice Bernollin

Shelby Daytona Cobra 4700

Eduardo Davila Vega

Porsche 911 3.0 RS

H-1965

H-1976

VDC Competición

Lap	D	Time	Sector 1	Sector 2	Sector 3	T. Spd	Elapsed	Lap	D	Time	Sector 1	Sector 2	Sector 3	T. Spd	Elapsed
1		2:33.258	1:04.140	49.845	39.273	133.8	2:33.258	1		1:58.562	48.760	37.853	31.949	170.8	1:58.562
2		2:17.571	52.462	48.113	36.996	156.0	4:50.829	2		1:54.134	44.504	38.053	31.577	215.1	3:52.696
3		2:14.926	50.826	47.180	36.920	158.1	7:05.755	3		1:51.675	43.225	37.030	31.420	196.3	5:44.371
4		2:16.611	50.351	46.943	39.317	158.1	9:22.366	4		1:52.684	43.051	37.448	32.185	200.3	7:37.055
5		2:19.667	54.103	48.636	36.928	150.2	11:42.033	5		1:54.150	44.266	38.522	31.362	196.0	9:31.205
6		2:15.604	51.323	47.740	36.541	158.8	13:57.637	6		1:53.940	43.625	38.349	31.966	197.8	11:25.145
7		2:13.478	49.469	47.349	36.660	163.8	16:11.115	7		1:52.291	42.952	38.081	31.258	203.7	13:17.436
8		2:15.298	49.853	48.337	37.108	159.0	18:26.413	8		1:56.360	42.887	39.495	33.978	200.7	15:13.796
9		2:16.602	52.581	46.721	37.300	149.7	20:43.015	9		2:00.865	43.926	38.609	38.330	184.3	17:14.661
10		2:29.038 P	51.949	48.823	48.266	152.1	23:12.053	10		2:19.251 P	49.312	42.311	47.628	144.9	19:33.912

174

António Castro Ortega

Porsche 2.5 ST

Jorge Guimarães

Volvo 121

H-1971

H-1971

Jorge Guimarães

Lap	D	Time	Sector 1	Sector 2	Sector 3	T. Spd	Elapsed	Lap	D	Time	Sector 1	Sector 2	Sector 3	T. Spd	Elapsed
1		2:10.245	48.941	46.189	35.115	172.8	36:45.853	1		2:26.280	1:05.069	45.034	36.177	151.0	2:26.280
2		2:12.136	50.233	45.769	36.134	153.4	38:57.989	2		2:08.477	48.908	43.239	36.330	180.3	4:34.757
3		2:10.385	49.736	45.223	35.426	167.7	41:08.374	3		2:08.974	49.098	43.777	36.099	182.1	6:43.731
4		2:12.616	50.211	46.880	35.525	157.2	43:20.990	4		2:09.301	49.108	43.380	36.813	173.0	8:53.032
5		2:10.373	49.654	44.932	35.787	160.0	45:31.363	5		2:08.154	49.630	42.545	35.979	174.7	11:01.186
6		2:11.916	49.261	45.364	37.291	172.2	47:43.279	6		2:09.729	49.898	43.393	36.438	176.7	13:10.915
7		2:12.843	49.506	47.053	36.284	168.7	49:56.122	7		2:10.332	48.962	44.654	36.716	180.9	15:21.247
8		2:13.703	49.428	47.845	36.430	164.8	52:09.825	8		2:09.103	49.142	43.398	36.563	167.4	17:30.350

174

António Castro Ortega

Porsche 2.5 ST

Alberto Velez-Grilo

BMW 1800 TISA

H-1971

H-1971

Garagem João Gomes

Lap	D	Time	Sector 1	Sector 2	Sector 3	T. Spd	Elapsed	Lap	D	Time	Sector 1	Sector 2	Sector 3	T. Spd	Elapsed
1	2	2:15.077	57.050	43.075	34.952	160.4	2:15.077	1	2	2:29.903	1:05.764	46.885	37.254	140.2	2:29.903
2	2	2:05.201	48.680	42.283	34.238	163.8	4:20.278	2	2	2:13.999	51.503	45.069	37.427	173.3	4:43.902
3	2	2:02.109	46.556	41.423	34.130	170.6	6:22.387	3	2	2:35.124 P	56.328	51.301	47.495	163.3	7:19.026
4	2	2:03.171	46.924	41.760	34.487	170.8	8:25.558								
5	2	2:03.252	46.956	41.811	34.485	173.6	10:28.810								
6	2	2:03.786	46.909	42.232	34.645	172.2	12:32.596								
7	2	2:06.617	49.118	42.047	35.452	150.2	14:39.213								
8	2	2:03.840	47.175	41.857	34.808	171.4	16:43.053								
9	2	2:07.545	49.522	43.174	34.849	168.7	18:50.598								
10	2	2:15.867 P	48.327	43.761	43.779	164.8	21:06.465								
11	1	3:42.989	2:25.005	42.798	35.186	96.6	24:49.454								
12	1	2:08.626	50.407	43.490	34.729	175.3	26:58.080								
13	1	2:03.976	46.317	42.684	34.975	182.1	29:02.056								
14	1	2:04.717	47.316	42.342	35.059	181.2	31:06.773								
15	1	2:05.699	47.886	42.143	35.670	172.2	33:12.472								
16	1	2:03.169	46.752	41.727	34.690	180.0	35:15.641								
17	1	2:03.648	46.466	41.571	35.611	185.2	37:19.289								
18	1	2:03.461	46.307	42.219	34.935	183.0	39:22.750								
19	1	2:03.831	46.492	41.920	35.419	180.6	41:26.581								
20	1	2:07.651	48.959	42.944	35.748	169.2	43:34.232								
21	1	2:04.499	47.845	42.126	34.528	177.0	45:38.731								
22	1	2:03.260	46.182	42.127	34.951	191.1	47:41.991								
23	1	2:06.421	49.274	41.787	35.360	184.6	49:48.412								
24	1	2:05.366	47.770	42.462	35.134	177.0	51:53.778								

221

Angel Lanchares Alonso

Aurora Motorsport

Tomaz Velez-Grilo

Garagem João Gomes

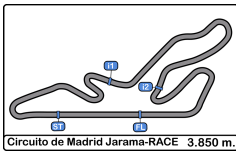
H-1971

H-1971

Garagem João Gomes

Lap	D	Time	Sector 1	Sector 2	Sector 3	T. Spd	Elapsed	Lap	D	Time	Sector 1	Sector 2	Sector 3	T. Spd	Elapsed
1	2	2:15.077	57.050	43.075	34.952	160.4	2:15.077	1	2	2:29.903	1:05.764	46.885	37.254	140.2	2:29.903
2	2	2:05.201	48.680	42.283	34.238	163.8	4:20.278	2	2	2:13.999	51.503	45.069	37.427	173.3	4:43.902
3	2	2:02.109	46.556	41.423	34.130	170.6	6:22.387	3	2	2:35.124 P	56.328	51.301	47.495	163.3	7:19.026
4	2	2:03.171	46.924	41.760	34.487	170.8	8:25.558								
5	2	2:03.252	46.956	41.811	34.485	173.6	10:28.810								
6	2	2:03.786	46.909	42.232	34.645	172.2	12:32.596								
7	2	2:06.617	49.118	42.047	35.452	150.2	14:39.213								
8	2	2:03.840	47.175	41.857	34.808	171.4	16:43.053								
9	2	2:07.545	49.522	43.174	34.849	168.7	18:50.598								
10	2	2:15.867 P	48.327	43.761	43.779	164.8	21:06.465								
11	1	3:42.989	2:25.005	42.798	35.186	96.6	24:49.454								
12	1	2:08.626	50.407	43.490	34.729	175.3	26:58.080								
13	1	2:03.976	46.317	42.684	34.975	182.1	29:02.056								
14	1	2:04.717	47.316	42.342	35.059	181.2	31:06.773								
15	1	2:05.699	47.886	42.143	35.670	172.2	33:12.472								
16	1	2:03.169	46.752	41.727	34.690	180.0	35:15.641								
17	1	2:03.648	46.466	41.571	35.611	185.2	37:19.289								
18	1	2:03.461	46.307	42.219	34.935	183.0	39:22.750								
19	1	2:03.831	46.492	41.920	35.419	180.6	41:26.581								
20	1	2:07.651	48.959	42.944	35.748	169.2	43:34.232								
21	1	2:04.499	47.845	42.126	34.528	177.0	45:38.731								
22	1	2:03.260	46.182	42.127	34.951	191.1	47:41.991								
23	1	2:06.421	49.274	41.787	35.360	184.6	49:48.412								
24	1	2:05.366	47.770	42.462	35.134	177.0	51:53.778								





Circuito de Madrid Jarama - RACE

Iberian Historic Endurance

Race - 2

Tiempos Por Vuelta



269

Grégoire Audi

Shelby Cobra Daytona

273

Laurent Jaspere

Jaguar E-Type 63

H-1965

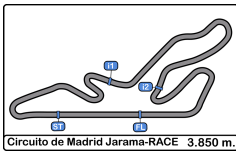
Olivier Muytjens

HY Racing

H-1965

JAC Motors Team

Lap	D	Time	Sector 1	Sector 2	Sector 3	T. Spd	Elapsed	Lap	D	Time	Sector 1	Sector 2	Sector 3	T. Spd	Elapsed
1	2	2:00.451	51.153	37.478	31.820	175.0	2:00.451	1		1:59.867	50.298	37.843	31.726	171.7	1:59.867
2	2	1:53.845	43.953	38.035	31.857	195.2	3:54.296	2		1:53.732	43.833	38.355	31.544	199.2	3:53.599
3	2	1:53.507	43.699	37.773	32.035	196.3	5:47.803	3		1:53.504	43.580	38.174	31.750	201.8	5:47.103
4	2	1:53.450	43.865	37.567	32.018	187.8	7:41.253	4		1:52.848	43.404	37.635	31.809	198.1	7:39.951
5	2	1:54.121	43.924	38.228	31.969	190.4	9:35.374	5		1:53.500	43.569	38.163	31.768	196.0	9:33.451
6	2	1:53.655	43.701	37.612	32.342	196.7	11:29.029	6		1:53.647	43.396	38.534	31.717	194.2	11:27.098
7	2	1:53.150	43.948	37.487	31.715	199.2	13:22.179	7		1:53.391	43.935	37.895	31.561	182.7	13:20.489
8	2	1:55.322	43.998	38.936	32.388	202.2	15:17.501	8		1:53.751	43.448	38.350	31.953	192.8	15:14.240
9	2	1:55.278	44.606	37.697	32.975	191.4	17:12.779	9		1:55.906	44.550	39.169	32.187	182.4	17:10.146
10	2	1:54.945	44.025	38.878	32.042	191.4	19:07.724	10		1:55.955	44.535	39.195	32.225	192.1	19:06.101
11	2	1:54.799	45.348	37.509	31.942	195.6	21:02.523	11		1:53.243	43.763	37.867	31.613	196.7	20:59.344
12	2	1:54.616	44.041	38.069	32.506	188.8	22:57.139	12		2:01.185 P	43.591	38.999	38.595	193.5	23:00.529
13	2	1:55.294	44.369	38.794	32.131	180.3	24:52.433	13		3:14.033	2:04.284	38.152	31.597	117.1	26:14.562
14	2	1:56.936	46.672	37.884	32.380	183.0	26:49.369	14		1:53.370	43.421	38.109	31.840	201.1	28:07.932
15	2	2:00.063 P	44.490	37.722	37.851	188.1	28:49.432	15		1:54.911	43.708	38.947	32.256	191.4	30:02.843
16	1	3:23.220	2:10.803	38.960	33.457	86.2	32:12.652	16		1:54.188	43.690	38.892	31.606	197.4	31:57.031
17	1	1:58.920	45.343	39.591	33.986	193.5	34:11.572	17		1:53.823	44.029	38.171	31.623	193.2	33:50.854
18	1	1:55.978	45.294	38.294	32.390	180.6	36:07.550	18		1:54.157	43.669	38.069	32.419	196.7	35:45.011
19	1	1:55.302	44.543	38.552	32.207	184.3	38:02.852	19		1:54.695	44.373	38.006	32.316	192.5	37:39.706
20	1	1:55.704	44.805	38.510	32.389	187.1	39:58.556	20		1:54.272	44.234	38.137	31.901	184.6	39:33.978
21	1	1:56.342	44.520	38.596	33.226	191.4	41:54.898	21		1:54.249	43.755	38.969	31.525	196.0	41:28.227
22	1	1:55.782	45.276	38.435	32.071	186.2	43:50.680	22		1:53.156	43.582	37.859	31.715	197.8	43:21.383
23	1	1:56.230	44.362	39.336	32.532	192.8	45:46.910	23		1:54.189	43.611	39.057	31.521	189.1	45:15.572
24	1	1:56.476	44.382	39.590	32.504	192.5	47:43.386	24		1:59.907 P	44.034	38.294	37.579	190.1	47:15.479
25	1	1:57.036	45.804	38.787	32.445	192.1	49:40.422	25		2:12.219	1:02.383	38.353	31.483	118.0	49:27.698
26	1	1:56.982	45.029	38.676	33.277	183.9	51:37.404	26		1:53.007	43.624	37.863	31.520	198.5	51:20.705



Circuito de Madrid Jarama - RACE

Iberian Historic Endurance

Race - 2

Tiempos Por Vuelta



290

Miguel Lobo

Shelby Cobra Daytona Coupé

337

Piero dal Maso

Porsche 911 2.5 ST

INV * Antunes Motorsport H-1971 José Carvalhosa Garagem João Gomes

Lap	D	Time	Sector 1	Sector 2	Sector 3	T. Spd	Elapsed	Lap	D	Time	Sector 1	Sector 2	Sector 3	T. Spd	Elapsed
1		2:02.565	51.523	38.644	32.398	173.3	2:02.565	1	2	2:06.594	53.182	40.093	33.319	167.9	2:06.594
2		1:53.960	44.022	37.892	32.046	188.4	3:56.525	2	2	1:58.970	45.350	40.371	33.249	190.4	4:05.564
3		1:53.051	43.678	37.703	31.670	192.8	5:49.576	3	2	1:59.311	45.454	40.517	33.340	190.4	6:04.875
4		1:53.070	43.657	37.739	31.674	194.5	7:42.646	4	2	1:59.944	46.702	40.237	33.005	168.4	8:04.819
5		1:53.568	44.080	37.907	31.581	180.9	9:36.214	5	2	1:59.274	45.630	40.323	33.321	183.0	10:04.093
6		1:53.654	43.548	37.577	32.529	195.2	11:29.868	6	2	1:59.936	46.368	40.346	33.222	174.7	12:04.029
7		1:52.770	43.570	37.553	31.647	200.7	13:22.638	7	2	2:00.130	45.806	40.680	33.644	170.0	14:04.159
8		1:55.373	43.740	39.219	32.414	200.3	15:18.011	8	2	2:00.475	46.123	40.991	33.361	176.1	16:04.634
9		1:56.505	44.793	39.356	32.356	185.8	17:14.516	9	2	2:00.096	46.563	40.296	33.237	156.9	18:04.730
10		1:55.516	44.018	38.797	32.701	197.0	19:10.032	10	2	2:00.014	46.455	40.434	33.125	183.6	20:04.744
11		2:02.891 P	43.742	38.106	41.043	192.5	21:12.923	11	2	2:08.949 P	46.925	41.239	40.785	168.4	22:13.693
12		3:17.342	2:06.902	38.114	32.326	105.7	24:30.265	12	1	3:27.207	2:13.048	40.619	33.540	85.3	25:40.900
13		1:53.884	44.333	37.849	31.702	199.2	26:24.149	13	1	1:59.924	46.682	40.223	33.019	170.3	27:40.824
14		1:53.207	43.588	37.871	31.748	198.8	28:17.356	14	1	2:00.941	46.272	40.901	33.768	175.0	29:41.765
15		1:54.284	44.068	38.102	32.114	188.8	30:11.640	15	1	2:00.831	46.299	40.870	33.662	174.4	31:42.596
16		1:54.706	43.568	39.072	32.066	200.7	32:06.346	16	1	2:00.960	46.694	40.869	33.397	168.2	33:43.556
17		1:54.177	44.099	38.183	31.895	200.7	34:00.523	17	1	2:02.204	46.003	41.699	34.502	192.8	35:45.760
18		1:53.909	44.004	38.142	31.763	201.1	35:54.432	18	1	2:02.194	46.803	41.547	33.844	186.5	37:47.954
19		1:53.655	43.376	37.757	32.522	197.8	37:48.087	19	1	1:59.133	45.629	40.196	33.308	188.4	39:47.087
20		1:53.679	43.679	38.337	31.663	203.7	39:41.766	20	1	2:01.212	46.109	40.936	34.167	186.5	41:48.299
21		1:55.431	43.900	38.819	32.712	202.2	41:37.197	21	1	1:59.676	46.002	40.148	33.526	176.1	43:47.975
22		1:54.917	44.155	38.471	32.291	192.5	43:32.114	22	1	2:02.199	46.655	42.370	33.174	172.8	45:50.174
23		1:57.017	44.257	39.348	33.412	199.2	45:29.131	23	1	2:01.470	46.211	41.553	33.706	176.7	47:51.644
24		1:55.179	44.237	38.652	32.290	198.8	47:24.310	24	1	2:01.435	46.218	41.788	33.429	173.6	49:53.079
25		1:55.209	44.469	38.262	32.478	196.3	49:19.519	25	1	2:01.820	46.399	41.365	34.056	177.6	51:54.899
26		1:56.558	45.380	38.819	32.359	184.9	51:16.077								

327

Nuno Nunes

Porsche 911 SWB

366

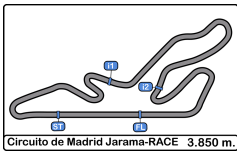
Guillaume Huber

Ford Mustang

GDS Piero dal Maso Garagem João Gomes H-1965 Calvin Motors

Lap	D	Time	Sector 1	Sector 2	Sector 3	T. Spd	Elapsed	Lap	D	Time	Sector 1	Sector 2	Sector 3	T. Spd	Elapsed
1	2	2:20.019	59.994	43.825	36.200	133.1	2:20.019	1	2	2:16.458	58.833	42.751	34.874	156.0	2:16.458
2	2	2:07.876	49.219	43.056	35.601	175.0	4:27.895	2		2:08.377	49.278	43.955	35.144	164.8	4:24.835
3	2	2:08.005	49.444	43.022	35.539	182.4	6:35.900	3		2:04.385	48.637	41.236	34.512	175.8	6:29.220
4	2	2:06.406	47.989	42.794	35.623	177.9	8:42.306	4		2:07.392	49.058	43.394	34.940	162.4	8:36.612
5	2	2:07.697	49.198	42.819	35.680	169.2	10:50.003	5		2:02.536	48.273	40.597	33.666	160.4	10:39.148
6	2	2:05.597	47.466	42.604	35.527	183.9	12:55.600	6		2:04.327	47.853	40.992	35.482	173.0	12:43.475
7	2	2:07.109	47.959	42.980	36.170	165.8	15:02.709	7		2:01.049	46.423	41.175	33.451	182.4	14:44.524
8	2	2:05.835	47.748	42.761	35.326	182.1	17:08.544	8		2:01.611	46.681	41.810	33.120	164.1	16:46.135
9	2	2:06.786	47.946	43.254	35.586	179.1	19:15.330	9		2:01.872	46.926	41.520	33.426	180.0	18:48.007
10	2	2:13.451 P	48.138	43.029	42.284	183.6	21:28.781	10		2:09.390 P	47.580	40.034	41.776	171.7	20:57.397
11	1	3:35.659	2:16.126	43.245	36.288	92.9	25:04.440	11		3:27.133	2:13.648	39.682	33.803	86.8	24:24.530
12	1	2:06.653	47.785	43.137	35.731	180.9	27:11.093	12		2:00.940	46.769	40.107	34.064	180.9	26:25.470
13	1	2:06.001	47.831	42.799	35.371	180.3	29:17.094	13		1:59.055	46.192	39.410	33.453	183.6	28:24.525
14	1	2:06.158	47.717	42.974	35.467	181.8	31:23.252	14		2:01.670	46.683	41.124	33.863	185.5	30:26.195
15	1	2:06.302	47.969	42.818	35.515	183.9	33:29.554	15		2:00.150	46.026	40.150	33.974	181.8	32:26.345
16	1	2:05.723	47.191	42.484	36.048	183.6	35:35.277	16		2:00.331	47.358	39.750	33.223	172.2	34:26.676
17	1	2:05.907	47.585	42.506	35.816	182.1	37:41.184	17		2:00.169	46.233	40.043	33.893	184.9	36:26.845
18	1	2:05.835	47.657	42.685	35.493	184.3	39:47.019	18		2:02.032	47.849	39.756	34.427	166.4	38:28.877
19	1	2:06.571	47.879	42.898	35.794	177.3	41:53.590	19		1:59.864	46.246	39.603	34.015	184.3	40:28.741
20	1	2:06.295	48.362	42.497	35.436	176.4	43:59.885	20		2:07.060	46.909	45.837	34.314	177.0	42:35.801
21	1	2:05.058	47.504	42.396	35.158	180.9	46:04.943	21		2:00.254	46.237	40.571	33.446	178.2	44:36.055
22	1	2:07.736	47.708	43.722	36.306	183.6	48:12.679	22		1:59.212	45.644	39.649	33.919	184.6	46:35.267
23	1	2:05.962	47.884	42.209	35.869	180.6	50:18.641	23		1:59.809	46.940	39.648	33.221	174.1	48:35.076
24	1							24		1:59.671	46.191	39.360	34.120	182.7	50:34.747





Circuito de Madrid Jarama - RACE

Iberian Historic Endurance

Race - 2

Tiempos Por Vuelta



367

Ralf Huber

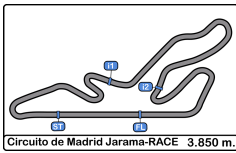
Bizzarrini 5300 GT

H-1965

Calvin Motors

Lap	D	Time	Sector 1	Sector 2	Sector 3	T. Spd	Elapsed
1		2:14.462	56.411	43.197	34.854	148.3	2:14.462
2		2:07.980	50.074	43.377	34.529	170.0	4:22.442
3		2:06.022	47.735	43.380	34.907	164.8	6:28.464
4		2:07.456	48.309	43.684	35.463	158.1	8:35.920
5		2:08.605	50.548	44.042	34.015	153.8	10:44.525
6		2:05.611	48.135	42.623	34.853	169.8	12:50.136
7		2:05.145	47.404	43.266	34.475	162.8	14:55.281
8		2:06.227	47.284	44.406	34.537	175.8	17:01.508
9		2:08.542	48.374	43.970	36.198	160.2	19:10.050
10		2:05.290	47.848	42.856	34.586	159.5	21:15.340
11		2:19.012 P	50.590	42.796	45.626	149.1	23:34.352
12		3:33.643	2:15.938	42.717	34.988	94.5	27:07.995
13		2:06.037	49.555	42.090	34.392	145.9	29:14.032
14		2:05.385	47.808	43.379	34.198	155.1	31:19.417
15		2:07.067	48.557	43.898	34.612	162.6	33:26.484
16		2:04.392	47.679	41.941	34.772	159.7	35:30.876
17		2:06.647	49.715	43.011	33.921	151.6	37:37.523
18		2:06.741	48.134	42.935	35.672	170.3	39:44.264
19		2:07.327	48.468	44.619	34.240	159.5	41:51.591
20		2:06.376	49.388	42.675	34.313	169.2	43:57.967
21		2:03.130	47.403	41.812	33.915	159.5	46:01.097
22		2:04.274	47.372	42.451	34.451	175.0	48:05.371
23		2:06.670	49.612	42.931	34.127	157.2	50:12.041





Circuito de Madrid Jarama - RACE

Iberian Historic Endurance

Race - 2

Análisis



Num	Lap Time	Gap
Lap 1		
5	1:53.936	
123	1:56.029	02.093
176	1:58.562	04.626
44	1:58.710	04.774
273	1:59.867	05.931
269	2:00.451	06.515
290	2:02.565	08.629
75	2:04.651	10.715
337	2:06.594	12.658
132	2:12.787	18.851
28	2:14.334	20.398
367	2:14.462	20.526
174	2:15.077	21.141
102	2:15.825	21.889
10	2:15.838	21.902
366	2:16.458	22.522
7	2:17.091	23.155
153	2:17.937	24.001
47	2:18.130	24.194
33	2:18.429	24.493
327	2:20.019	26.083
1	2:20.295	26.359
83	2:20.696	26.760
55	2:21.996	28.060
216	2:26.280	32.344
23	2:29.074	35.138
221	2:29.903	35.967
158	2:32.330	38.394
165	2:33.258	39.322
34	2:34.181	40.245
82	2:37.961	44.025
138	2:39.771	45.835
107	2:42.014	48.078
Num	Lap Time	Gap
Lap 2		
5	1:49.830	
123	1:50.981	03.244
44	1:53.007	07.951
176	1:54.134	08.930
273	1:53.732	09.833
269	1:53.845	10.530
290	1:53.960	12.759
75	1:57.245	18.130
337	1:58.970	21.798
132	1:56.214	25.235
10	1:55.756	27.828
7	1:58.282	31.607
174	2:05.201	36.512
367	2:07.980	38.676
102	2:07.218	39.277
33	2:05.913	40.576
28	2:10.078	40.646
366	2:08.377	41.069
153	2:08.876	43.047
47	2:08.913	43.277
327	2:07.876	44.129

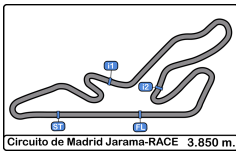
Num	Lap Time	Gap
1	2:08.389	44.918
55	2:07.550	45.780
216	2:08.477	50.991
23	2:12.027	57.335
221	2:13.999	1:00.136
34	2:13.535	1:03.950
165	2:17.571	1:07.063
82	2:22.569	1:16.764
138	2:23.892	1:19.897
107	2:26.417	1:24.665
158	2:36.337	1:24.901
Num	Lap Time	Gap
Lap 3		
5	1:50.268	
123	1:51.501	04.477
44	1:50.930	08.613
176	1:51.675	10.337
273	1:53.504	13.069
269	1:53.507	13.769
290	1:53.051	15.542
75	1:57.200	25.062
337	1:59.311	30.841
10	1:53.651	31.211
132	1:56.313	31.280
174	2:02.109	48.353
33	1:59.862	50.170
367	2:06.022	54.430
102	2:06.085	55.094
366	2:04.385	55.186
28	2:07.853	58.231
47	2:05.632	58.641
153	2:07.036	59.815
327	2:08.005	1:01.866
55	2:06.750	1:02.262
216	2:08.974	1:09.697
7	2:34.629	1:15.968
23	2:13.680	1:20.747
1	2:28.793	1:23.443
34	2:14.548	1:28.230
165	2:14.926	1:31.721
221	2:35.124	1:44.992
82	2:22.711	1:49.207
Num	Lap Time	Gap
Lap 4		
5	1:50.671	
138	2:25.097	1 Lap
123	1:51.711	05.517
44	1:51.765	09.707
176	1:52.684	12.350
107	2:30.207	1 Lap
273	1:52.848	15.246
269	1:53.450	16.548
290	1:53.070	17.941
75	1:57.711	32.102
10	1:53.918	34.458
132	1:56.855	37.464
337	1:59.944	40.114

Num	Lap Time	Gap
33	1:59.280	58.779
174	2:03.171	1:00.853
102	2:06.158	1:10.581
367	2:07.456	1:11.215
366	2:07.392	1:11.907
47	2:05.255	1:13.225
28	2:06.362	1:13.922
153	2:05.774	1:14.918
158	3:32.210	1 Lap
55	2:04.696	1:16.287
327	2:06.406	1:17.601
216	2:09.301	1:28.327
23	2:13.363	1:43.439
Num	Lap Time	Gap
Lap 5		
5	1:51.114	
34	2:14.778	1 Lap
165	2:16.611	1 Lap
123	1:52.335	06.738
44	1:51.735	10.328
7	2:41.058	1 Lap
176	1:54.150	15.386
273	1:53.500	17.632
269	1:54.121	19.555
290	1:53.568	20.395
82	2:27.488	1 Lap
10	1:54.827	38.171
75	1:57.333	38.321
132	1:56.906	43.256
138	2:32.224	1 Lap
337	1:59.274	48.274
107	2:35.160	1 Lap
33	1:59.002	1:06.667
174	2:03.252	1:12.991
102	2:03.461	1:22.928
366	2:02.536	1:23.329
47	2:03.741	1:25.852
367	2:08.605	1:28.706
28	2:07.305	1:30.113
153	2:06.663	1:30.467
55	2:06.158	1:31.331
327	2:07.697	1:34.184
158	2:14.213	1 Lap
1	4:01.603	1 Lap
216	2:08.154	1:45.367
Num	Lap Time	Gap
Lap 6		
5	1:51.071	
123	1:52.750	08.417
44	1:51.903	11.160
23	2:16.153	1 Lap
176	1:53.940	18.255
273	1:53.647	20.208
269	1:53.655	22.139
290	1:53.654	22.978
34	2:14.602	1 Lap
165	2:19.667	1 Lap

Num	Lap Time	Gap
10	1:54.210	41.310
75	1:57.531	44.781
132	1:55.692	47.877
337	1:59.936	57.139
82	2:25.441	1 Lap
33	1:59.594	1:15.190
138	2:28.632	1 Lap
174	2:03.786	1:25.706
102	2:02.211	1:34.068
366	2:04.327	1:36.585
47	2:02.825	1:37.606
107	2:32.968	1 Lap
367	2:05.611	1:43.246
28	2:05.054	1:44.096
153	2:04.952	1:44.348
55	2:05.084	1:45.344
327	2:05.597	1:48.710
Num	Lap Time	Gap
Lap 7		
5	1:50.643	
1	2:03.717	2 Laps
123	1:51.940	09.714
158	2:14.157	2 Laps
44	1:52.539	13.056
216	2:09.729	1 Lap
176	1:52.291	19.903
273	1:53.391	22.956
269	1:53.150	24.646
290	1:52.770	25.105
23	2:14.770	1 Lap
10	1:53.646	44.313
34	2:12.115	1 Lap
75	1:57.723	51.861
132	1:55.629	52.863
165	2:15.604	1 Lap
337	2:00.130	1:06.626
33	1:59.673	1:24.220
174	2:06.617	1:41.680
82	2:26.234	1 Lap
102	2:02.831	1:46.256
366	2:01.049	1:46.991
47	2:02.878	1:49.841
Num	Lap Time	Gap
Lap 8		
5	1:52.150	
367	2:05.145	1 Lap
28	2:06.489	1 Lap
153	2:07.167	1 Lap
55	2:07.126	1 Lap
123	1:52.612	10.176
327	2:07.109	1 Lap
44	1:53.026	13.932
138	2:34.912	2 Laps
1	2:04.926	2 Laps
176	1:56.360	24.113
273	1:53.751	24.557
269	1:55.322	27.818

Num	Lap Time	Gap
290	1:55.373	28.328
216	2:10.332	1 Lap
158	2:13.990	2 Laps
107	2:39.549	2 Laps
10	1:53.431	45.594
132	1:56.194	56.907
75	1:58.353	58.064
23	2:14.621	1 Lap
34	2:13.156	1 Lap
337	2:00.475	1:14.951
165	2:13.478	1 Lap
33	1:59.508	1:31.578
Num	Lap Time	Gap
Lap 9		
5	1:53.139	
174	2:03.840	1 Lap
102	2:01.389	1 Lap
366	2:01.611	1 Lap
123	1:55.660	12.697
44	1:54.919	15.712
367	2:06.227	1 Lap
55	2:05.172	1 Lap
28	2:07.943	1 Lap
153	2:07.313	1 Lap
327	2:05.835	1 Lap
273	1:55.906	27.324
269	1:55.278	29.957
1	2:05.271	2 Laps
290	1:56.505	31.694
176	2:00.865	31.839
47	2:28.129	1 Lap
82	2:34.657	2 Laps
10	1:52.927	45.382
216	2:09.103	1 Lap
138	2:30.137	2 Laps
158	2:11.698	2 Laps
132	1:56.495	1:00.263
75	1:57.019	1:01.944
107	2:29.236	2 Laps
337	2:00.096	1:21.908
34	2:10.063	1 Lap
23	2:17.026	1 Lap
33	1:58.680	1:37.119
165	2:15.298	1 Lap
Num	Lap Time	Gap
Lap 10		
5	1:50.538	
102	2:02.061	1 Lap
366	2:01.872	1 Lap
174	2:07.545	1 Lap
44	1:52.101	17.275
123	2:01.256	23.415
273	1:55.955	32.741
55	2:02.585	1 Lap
269	1:54.945	34.364
290	1:55.516	36.672
367	2:08.542	1 Lap





Circuito de Madrid Jarama - RACE

Iberian Historic Endurance

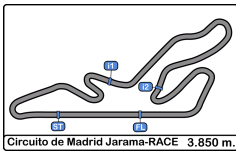
Race - 2

Análisis



Num	Lap Time	Gap	Num	Lap Time	Gap	Num	Lap Time	Gap	Num	Lap Time	Gap	Num	Lap Time	Gap
28	2:06.976	1 Lap	153	2:04.397	1 Lap	34	2:04.107	2 Laps	34	2:06.026	2 Laps	366	2:00.169	1 Lap
153	2:06.836	1 Lap	55	2:11.514	1 Lap	138	2:07.404	3 Laps	165	2:12.700	3 Laps	102	1:57.730	1 Lap
327	2:06.786	1 Lap	1	2:04.117	2 Laps	107	5:00.099	4 Laps	366	2:00.150	1 Lap	107	2:44.131	5 Laps
1	2:04.500	2 Laps	28	2:11.247	1 Lap	290	1:53.207	2:13.060	138	2:08.155	3 Laps	216	2:08.229	2 Laps
47	2:02.721	1 Lap	132	1:56.057	1:18.452	366	1:59.055	1 Lap	102	1:57.120	1 Lap	34	2:06.070	2 Laps
10	1:54.318	49.162	367	2:19.012	1 Lap	102	1:57.953	1 Lap	7	5:14.194	9 Laps	1	2:21.040	3 Laps
176	2:19.251	1:00.552	75	1:58.141	1:21.979	33	2:11.723	1 Lap	33	2:13.932	1 Lap	138	2:07.622	3 Laps
216	2:08.935	1 Lap	34	3:36.761	2 Laps	82	4:05.337	3 Laps	75	1:57.911	1:50.437	165	2:10.245	3 Laps
132	1:57.871	1:07.596												
82	2:24.692	2 Laps	Num	Lap Time	Gap	Num	Lap Time	Gap	Num	Lap Time	Gap	Num	Lap Time	Gap
75	1:57.794	1:09.200	Lap 13			Lap 15			Lap 17			Lap 19		
158	2:13.331	2 Laps	5	1:50.776		269	2:00.063		5	1:54.012		5	1:51.685	
138	2:26.146	2 Laps	158	2:17.468	3 Laps	174	2:03.976	2 Laps	158	2:23.444	4 Laps	75	1:59.226	1 Lap
337	2:00.014	1:31.384	366	3:27.133	2 Laps	47	2:03.841	2 Laps	174	2:05.699	2 Laps	132	2:02.400	1 Lap
33	1:58.727	1:45.308	290	3:17.342	1 Lap	23	2:20.209	3 Laps	132	2:03.082	1 Lap	174	2:03.648	2 Laps
107	2:28.356	2 Laps	44	1:51.954	28.121	75	3:26.476	1 Lap	47	2:04.868	2 Laps	47	2:02.340	2 Laps
			123	1:52.299	29.423	367	2:06.037	2 Laps	367	2:07.067	2 Laps	123	1:51.925	32.074
Num	Lap Time	Gap	102	3:44.708	2 Laps	327	2:06.001	2 Laps	327	2:06.302	2 Laps	7	2:25.554	10 Laps
Lap 11			82	2:35.526	3 Laps	55	2:20.062	2 Laps	44	1:54.593	29.403	44	1:53.044	34.771
5	1:51.687		174	3:42.989	2 Laps	5	3:19.136	34.000	123	1:55.325	30.611	367	2:06.647	2 Laps
34	2:18.444	2 Laps	269	1:55.294	45.944	153	3:52.763	2 Laps	153	2:07.715	2 Laps	273	1:54.695	48.358
23	2:18.452	2 Laps	47	3:25.820	2 Laps	337	2:00.941	1 Lap	82	2:28.093	4 Laps	327	2:05.907	2 Laps
165	2:16.602	2 Laps	10	1:54.342	57.742	1	4:07.862	3 Laps	337	2:00.960	1 Lap	153	2:03.156	2 Laps
44	1:58.974	24.562	327	3:35.659	2 Laps	44	3:15.389	1:00.634	107	2:46.687	5 Laps	337	2:02.194	1 Lap
123	1:53.656	25.384	132	1:57.185	1:24.861	123	3:15.165	1:01.979	23	2:21.334	3 Laps	290	1:53.655	56.739
102	2:07.612	1 Lap	153	2:11.125	1 Lap	273	1:54.911	1:13.411	273	1:53.823	42.195	10	1:53.051	1:06.882
366	2:09.390	1 Lap	7	16:03.033	8 Laps	216	2:10.876	2 Laps	290	1:54.177	51.864	158	2:22.853	4 Laps
273	1:53.243	34.297	1	2:10.006	2 Laps	290	1:54.284	1:22.208	269	1:58.920	1:02.913	269	1:55.302	1:11.504
269	1:54.799	37.476	337	3:27.207	1 Lap	165	2:13.466	3 Laps	10	1:54.530	1:02.948	102	1:57.456	1 Lap
174	2:15.867	1 Lap	75	2:05.039	1:36.242	34	2:04.739	2 Laps	1	2:17.928	3 Laps	366	2:02.032	1 Lap
55	2:05.328	1 Lap	216	3:45.830	2 Laps	138	2:06.488	3 Laps	216	2:08.713	2 Laps	82	2:24.407	4 Laps
290	2:02.891	47.876				10	3:17.645	1:33.297	34	2:03.698	2 Laps	23	2:19.086	3 Laps
367	2:05.290	1 Lap	Num	Lap Time	Gap	366	2:01.670	1 Lap	366	2:00.331	1 Lap	34	2:07.047	2 Laps
28	2:03.891	1 Lap	Lap 14			102	1:58.760	1 Lap	102	1:57.228	1 Lap	216	2:08.358	2 Laps
10	1:54.001	51.476	5	1:57.807		158	4:01.331	3 Laps	165	2:11.178	3 Laps			
153	2:04.015	1 Lap	138	3:32.091	4 Laps	33	2:07.862	1 Lap	138	2:07.473	3 Laps	Num	Lap Time	Gap
1	2:04.335	2 Laps	34	2:05.382	3 Laps	107	2:41.900	4 Laps				Lap 20		
327	2:13.451	1 Lap	273	3:14.033	1 Lap	174	2:04.717	1 Lap	Num	Lap Time	Gap	5	1:51.696	
47	2:12.001	1 Lap	290	1:53.884	1 Lap	75	1:57.966	2:17.741	5	1:51.004		138	2:07.175	4 Laps
132	1:57.152	1:13.061	366	2:00.940	2 Laps	47	2:04.175	1 Lap	7	2:00.690	10 Laps	165	2:12.136	4 Laps
75	1:56.991	1:14.504	33	4:05.627	2 Laps	132	3:35.532	2:20.412	75	1:57.585	1 Lap	75	1:59.320	1 Lap
216	2:18.250	1 Lap	44	2:00.067	30.381	82	2:25.799	3 Laps	174	2:03.169	2 Laps	1	2:21.044	4 Laps
82	2:24.312	2 Laps	123	2:00.334	31.950				132	2:03.092	1 Lap	107	2:40.750	6 Laps
158	2:18.748	2 Laps	102	1:59.366	2 Laps	Num	Lap Time	Gap	47	2:04.040	2 Laps	123	1:54.715	35.093
337	2:08.949	1:48.646	158	2:22.461	3 Laps	Lap 16			33	2:20.361	2 Laps	132	2:00.833	1 Lap
			23	3:51.539	3 Laps	5	1:51.215		367	2:04.392	2 Laps	44	1:55.590	38.665
Num	Lap Time	Gap	269	1:56.936	45.073	367	2:05.385	2 Laps	123	1:52.227	31.834	174	2:03.461	2 Laps
Lap 12			55	3:33.667	2 Laps	327	2:06.158	2 Laps	44	1:55.013	33.412	47	2:03.457	2 Laps
5	1:50.666		174	2:08.626	2 Laps	23	2:21.540	3 Laps	327	2:05.723	2 Laps	273	1:54.272	50.934
33	2:05.556	1 Lap	47	2:04.420	2 Laps	153	2:07.552	2 Laps	158	2:24.586	4 Laps	290	1:53.679	58.722
138	2:34.377	3 Laps	10	2:00.853	1:00.788	337	2:00.831	1 Lap	153	2:04.600	2 Laps	367	2:06.741	2 Laps
44	1:53.047	26.943	367	3:33.643	2 Laps	44	1:53.403	28.822	273	1:54.157	45.348	327	2:05.835	2 Laps
123	1:53.182	27.900	327	2:06.653	2 Laps	123	1:52.534	29.298	337	2:02.204	1 Lap	337	1:59.133	1 Lap
23	2:26.951	2 Laps	132	2:02.962	1:30.016	273	1:54.188	42.384	290	1:53.909	54.769	153	2:03.451	2 Laps
269	1:54.616	41.426	337	1:59.924	1 Lap	1	2:20.931	3 Laps	10	1:53.572	1:05.516	10	1:53.699	1:08.885
273	2:01.185	44.816	7	2:11.114	8 Laps	290	1:54.706	51.699	82	2:24.546	4 Laps	269	1:55.704	1:15.512
10	1:53.366	54.176	216	2:11.201	2 Laps	269	3:23.220	58.005	269	1:55.978	1:07.887	102	1:56.437	1 Lap
165	2:29.038	2 Laps	165	4:46.211	3 Laps	216	2:09.632	2 Laps	23	2:20.790	3 Laps	158	2:23.713	4 Laps
107	2:51.165	3 Laps	273	1:53.370	2:03.636	10	1:54.348	1:02.430				366	1:59.864	1 Lap





Circuito de Madrid Jarama - RACE

Iberian Historic Endurance

Race - 2

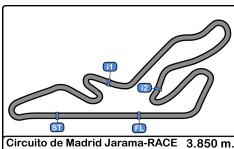
Análisis



Circuito de Madrid Jarama-RACE 3.850 m.

Num	Lap Time	Gap	Num	Lap Time	Gap	Num	Lap Time	Gap
Lap 21			34	2:03.946	3 Laps	44	1:54.292	43.535
5	1:52.093		107	2:55.357	7 Laps	75	1:59.653	1 Lap
34	2:04.530	3 Laps	75	1:58.901	1 Lap	34	2:05.448	3 Laps
23	2:18.483	4 Laps	123	1:54.066	39.573	290	1:55.209	1:11.373
216	2:09.783	3 Laps	44	1:54.707	42.937	10	1:55.035	1:16.393
82	2:28.097	5 Laps	158	2:26.821	5 Laps	273	2:12.219	1:19.552
138	2:07.453	4 Laps	216	2:11.621	3 Laps	132	2:03.935	1 Lap
75	1:58.413	1 Lap	138	2:07.595	4 Laps	138	2:09.327	4 Laps
165	2:10.385	4 Laps	273	1:54.189	54.285	216	2:11.964	3 Laps
123	1:55.204	38.204	132	2:01.858	1 Lap	269	1:57.036	1:32.276
44	1:54.692	41.264	290	1:57.017	1:07.844	174	2:06.421	2 Laps
132	2:02.069	1 Lap	23	2:21.714	4 Laps	47	2:03.710	2 Laps
1	2:16.772	4 Laps	165	2:10.373	4 Laps	337	2:01.435	1 Lap
174	2:03.831	2 Laps	10	1:53.775	1:13.326	165	2:12.843	4 Laps
273	1:54.249	53.090	174	2:04.499	2 Laps	Num Lap Time Gap		
290	1:55.431	1:02.060	47	2:02.082	2 Laps	Lap 26		
47	2:14.872	2 Laps	269	1:56.230	1:25.623	5	1:53.250	
10	1:54.980	1:11.772	337	2:02.199	1 Lap	158	2:27.826	6 Laps
337	2:01.212	1 Lap	82	2:25.957	5 Laps	23	2:19.780	5 Laps
367	2:07.327	2 Laps	1	2:19.218	4 Laps	367	2:06.670	3 Laps
327	2:06.571	2 Laps	367	2:03.130	2 Laps	153	2:06.441	3 Laps
269	1:56.342	1:19.761	327	2:05.058	2 Laps	327	2:05.962	3 Laps
107	2:48.987	6 Laps	153	2:03.435	2 Laps	107	2:44.729	8 Laps
153	2:06.548	2 Laps	Num Lap Time Gap			102	2:00.319	2 Laps
102	1:56.892	1 Lap	Lap 24			366	1:59.671	2 Laps
Num Lap Time Gap			5	1:53.008		1	2:19.929	5 Laps
Lap 22			102	2:16.926	2 Laps	82	2:21.916	6 Laps
5	1:53.407		366	1:59.212	2 Laps	123	1:54.903	43.626
366	2:07.060	2 Laps	34	2:03.634	3 Laps	44	1:53.701	43.986
158	2:22.173	5 Laps	123	1:54.866	41.431	75	1:59.045	1 Lap
34	2:03.625	3 Laps	75	1:59.009	1 Lap	34	2:04.864	3 Laps
75	1:59.099	1 Lap	44	1:53.165	43.094	290	1:56.558	1:14.681
216	2:10.478	3 Laps	273	1:59.907	1:01.184	10	1:52.910	1:16.053
138	2:07.519	4 Laps	216	2:08.844	3 Laps	273	1:53.007	1:19.309
123	1:53.453	38.250	138	2:07.330	4 Laps	132	1:59.997	1 Lap
44	1:53.116	40.973	132	2:00.524	1 Lap	269	1:56.982	1:36.008
23	2:20.506	4 Laps	290	1:55.179	1:10.015	138	2:06.852	4 Laps
165	2:12.616	4 Laps	10	1:54.891	1:15.209	216	2:07.763	3 Laps
273	1:53.156	52.839	107	2:41.522	7 Laps	174	2:05.366	2 Laps
132	2:00.122	1 Lap	158	2:24.399	5 Laps	47	2:02.640	2 Laps
82	2:29.793	5 Laps	174	2:03.260	2 Laps	337	2:01.820	1 Lap
290	1:54.917	1:03.570	165	2:11.916	4 Laps	165	2:13.703	4 Laps
174	2:07.651	2 Laps	269	1:56.476	1:29.091	Num Lap Time Gap		
1	2:17.867	4 Laps	47	2:05.063	2 Laps	Lap 25		
10	1:53.929	1:12.294	337	2:01.470	1 Lap	5	1:53.851	
47	2:02.803	2 Laps	23	2:20.447	4 Laps	153	2:04.681	3 Laps
337	1:59.676	1 Lap	367	2:04.274	2 Laps	327	2:07.736	3 Laps
269	1:55.782	1:22.136	Num Lap Time Gap			1	2:18.135	5 Laps
367	2:06.376	2 Laps	Lap 23			82	2:26.260	6 Laps
327	2:06.295	2 Laps	5	1:52.743		102	1:56.806	2 Laps
153	2:05.402	2 Laps	366	2:00.254	2 Laps	366	1:59.809	2 Laps
102	1:56.166	1 Lap	123	1:54.393	41.973			





Circuito de Madrid Jarama - RACE

Iberian Historic Endurance

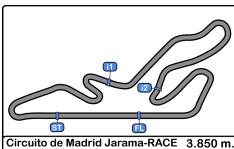
Race - 2

Mejores Sectores



Sector - 1			Sector - 2			Sector - 3			Ideal Lap vs Best Lap		
Clas	Nº Driver	Time	Nº Driver	Time	Nº Driver	Time	Clas	Nº Driver	Ideal Lap	Best Lap	Clas
1	5 Paulo Lima	41.884	5 Paulo Lima	36.726	5 Paulo Lima	30.645	1	5 Paulo Lima	1:49.255	1:49.830	1
2	123 Bruno Santos	42.253	176 Eduardo Davila Vega	37.030	123 Bruno Santos	31.025	2	123 Bruno Santos	1:50.590	1:50.981	3
3	44 Cláudio Vieira	42.757	44 Cláudio Vieira	37.122	44 Cláudio Vieira	31.040	3	44 Cláudio Vieira	1:50.919	1:50.930	2
4	176 Eduardo Davila Vega	42.887	123 Bruno Santos	37.312	176 Eduardo Davila Vega	31.258	4	176 Eduardo Davila Vega	1:51.175	1:51.675	4
5	290 Miguel Lobo	43.376	10 Max Huber	37.363	10 Max Huber	31.387	5	10 Max Huber	1:52.236	1:52.910	7
6	273 Laurent Jaspers	43.396	269 Audi - Muytjens	37.478	273 Laurent Jaspers	31.483	6	290 Miguel Lobo	1:52.510	1:52.770	5
7	10 Max Huber	43.486	290 Miguel Lobo	37.553	290 Miguel Lobo	31.581	7	273 Laurent Jaspers	1:52.514	1:52.848	6
8	269 Audi - Muytjens	43.699	273 Laurent Jaspers	37.635	269 Audi - Muytjens	31.715	8	269 Audi - Muytjens	1:52.892	1:53.150	8
9	132 Alonso Catalá - Antonio Zorrilla	44.280	102 Lafont - Kohler	38.601	7 Rueda Ortiz - Rueda Muñoz	32.061	9	132 Alonso Catalá - Antonio Zorrilla	1:55.258	1:55.629	9
10	75 Carlos Brizido	44.353	132 Alonso Catalá - Antonio Zorrilla	38.665	102 Lafont - Kohler	32.257	10	102 Lafont - Kohler	1:55.529	1:56.166	10
11	102 Lafont - Kohler	44.671	75 Carlos Brizido	38.825	132 Alonso Catalá - Antonio Zorrilla	32.313	11	75 Carlos Brizido	1:56.257	1:56.991	11
12	33 S. Coutinho - Petiz	45.259	366 Guillaume Huber	39.360	33 S. Coutinho - Petiz	32.962	12	7 Rueda Ortiz - Rueda Muñoz	1:57.734	1:58.282	12
13	337 dal Maso - Carvalhosa - dal Maso	45.350	7 Rueda Ortiz - Rueda Muñoz	39.505	337 dal Maso - Carvalhosa - dal Maso	33.005	13	33 S. Coutinho - Petiz	1:57.928	1:58.680	13
14	366 Guillaume Huber	45.644	33 S. Coutinho - Petiz	39.707	75 Carlos Brizido	33.079	14	366 Guillaume Huber	1:58.124	1:59.055	15
15	55 Daniels - Palttala	46.054	337 dal Maso - Carvalhosa - dal Maso	40.093	366 Guillaume Huber	33.120	15	337 dal Maso - Carvalhosa - dal Maso	1:58.448	1:58.970	14
16	7 Rueda Ortiz - Rueda Muñoz	46.168	47 Díaz-Rincon - Santos	40.830	47 Díaz-Rincon - Santos	33.870	16	47 Díaz-Rincon - Santos	2:01.149	2:02.082	16
17	174 Castro Ortega - Lancharés Alonso	46.182	174 Castro Ortega - Lancharés Alonso	41.423	367 Ralf Huber	33.915	17	174 Castro Ortega - Lancharés Alonso	2:01.735	2:02.109	17
18	47 Díaz-Rincon - Santos	46.449	153 Manuel Gonzalez de la Torre	41.538	174 Castro Ortega - Lancharés Alonso	34.130	18	153 Manuel Gonzalez de la Torre	2:02.498	2:03.156	20
19	153 Manuel Gonzalez de la Torre	46.798	28 P-A Forsvall	41.755	153 Manuel Gonzalez de la Torre	34.162	19	55 Daniels - Palttala	2:02.585	2:02.585	18
20	1 Freitas - Velasco Baisse	46.805	34 M. Santos - A. Santos	41.756	34 M. Santos - A. Santos	34.287	20	367 Ralf Huber	2:03.011	2:03.130	19
21	28 P-A Forsvall	47.098	367 Ralf Huber	41.812	55 Daniels - Palttala	34.404	21	34 M. Santos - A. Santos	2:03.334	2:03.625	21
22	327 Nunes - dal Maso - Carvalhosa	47.191	1 Freitas - Velasco Baisse	41.935	28 P-A Forsvall	34.553	22	28 P-A Forsvall	2:03.406	2:03.891	23
23	367 Ralf Huber	47.284	55 Daniels - Palttala	42.127	1 Freitas - Velasco Baisse	34.781	23	1 Freitas - Velasco Baisse	2:03.521	2:03.717	22
24	34 M. Santos - A. Santos	47.291	327 Nunes - dal Maso - Carvalhosa	42.209	138 Beynat - Bouchon	35.048	24	327 Nunes - dal Maso - Carvalhosa	2:04.558	2:05.058	24
25	138 Beynat - Bouchon	48.202	216 Jorge Guimarães	42.286	165 Fabrice Bernollin	35.115	25	138 Beynat - Bouchon	2:06.162	2:06.488	25
26	216 Jorge Guimarães	48.615	138 Beynat - Bouchon	42.912	327 Nunes - dal Maso - Carvalhosa	35.158	26	216 Jorge Guimarães	2:06.426	2:07.763	26
27	165 Fabrice Bernollin	48.941	83 Duarte - Silva Jesus	43.171	216 Jorge Guimarães	35.525	27	165 Fabrice Bernollin	2:08.988	2:10.245	27
28	23 Vincent Tourneur	49.903	158 Aubert - Bruzas	44.491	23 Vincent Tourneur	37.194	28	158 Aubert - Bruzas	2:11.698	2:11.698	28
29	158 Aubert - Bruzas	49.982	23 Vincent Tourneur	44.901	158 Aubert - Bruzas	37.225	29	23 Vincent Tourneur	2:11.998	2:12.027	29
30	221 Velez-Grilo - Velez-Grilo	51.503	165 Fabrice Bernollin	44.932	221 Velez-Grilo - Velez-Grilo	37.254	30	221 Velez-Grilo - Velez-Grilo	2:13.826	2:13.999	30
31	82 Fabiano Vivacqua	53.397	221 Velez-Grilo - Velez-Grilo	45.069	82 Fabiano Vivacqua	39.132	31	82 Fabiano Vivacqua	2:20.641	2:21.916	32
32	83 Duarte - Silva Jesus	54.817	82 Fabiano Vivacqua	48.112	107 Garcia Revenga - López Garcia -	40.324	32	83 Duarte - Silva Jesus	2:20.696	2:20.696	31
33	107 Garcia Revenga - López Garcia -	55.977	107 Garcia Revenga - López Garcia -	49.699	83 Duarte - Silva Jesus	42.708	33	107 Garcia Revenga - López Garcia -	2:26.000	2:26.417	33





Circuito de Madrid Jarama - RACE

Iberian Historic Endurance

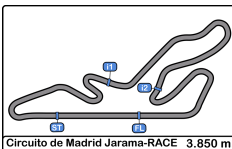
Race - 2

Secuencia Líder



Nº	Team	Driver - 1	Driver - 2	Vehicle	Cat	Start Lap	End Lap	Laps	Total Laps
5	Paulo Lima	Paulo Lima		Ford GT40	GTP & SC	1	14	14	14
269	Olivier Muytjens	Grégoire Audi	<u>Olivier Muytjens</u>	Shelby Cobra Daytona	H-1965	15	15	1	1
5	Paulo Lima	Paulo Lima		Ford GT40	GTP & SC	16	26	11	25





Circuito de Madrid Jarama - RACE

Iberian Historic Endurance

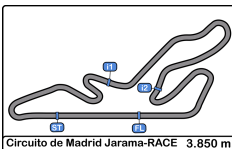
Race - 2

5 Mejores Tiempos



Cl	Nº Team	Driver - 1	Driver - 2	Vehicle	Cat	Cl	Best 1		Best 2		Best 3		Best 4		Best 5	
							Time	Lap	Time	Lap	Time	Lap	Time	Lap	Time	Lap
1	5 Paulo Lima	Paulo Lima		Ford GT40	GTP & SC	1	1:49.830	2	1:50.268	3	1:50.538	10	1:50.643	7	1:50.666	12
2	44 Cláudio Vieira	Cláudio Vieira		Porsche 911 3.0 RS	H-1976	1	1:50.930	3	1:51.735	5	1:51.765	4	1:51.903	6	1:51.954	13
3	123 Bruno Santos	Bruno Santos		Porsche 911 3.0 RS	H-1976	2	1:50.981	2	1:51.501	3	1:51.711	4	1:51.925	19	1:51.940	7
4	176 AECD	Eduardo Davila Vega		Porsche 911 3.0 RS	H-1976	3	1:51.675	3	1:52.291	7	1:52.684	4	1:53.940	6	1:54.134	2
5	290 Miguel Lobo	Miguel Lobo		Shelby Cobra Daytona Coupé	INV *	1	1:52.770	7	1:53.051	3	1:53.070	4	1:53.207	14	1:53.568	5
6	273 Laurent Jaspers	Laurent Jaspers		Jaguar E-Type 63	H-1965	1	1:52.848	4	1:53.007	26	1:53.156	22	1:53.243	11	1:53.370	14
7	10 Max Huber	Max Huber		Shelby Cobra	H-1965	2	1:52.910	26	1:52.927	9	1:53.051	19	1:53.366	12	1:53.431	8
8	269 Olivier Muytjens	Grégoire Audi	<u>Olivier Muytjens</u>	Shelby Cobra Daytona	H-1965	3	1:53.150	7	1:53.450	4	1:53.507	3	1:53.655	6	1:53.845	2
9	132 AECD	Juan Alonso Catalá	<u>Jose Antonio Zorrilla</u>	Porsche 911 3.0 RS	H-1976	4	1:55.629	7	1:55.692	6	1:56.057	12	1:56.194	8	1:56.214	2
10	102 Thierry Lafont	Thierry Lafont	<u>Damien Kohler</u>	AC Cobra 289	H-1965	4	1:56.166	21	1:56.437	19	1:56.806	23	1:56.892	20	1:57.120	15
11	75 Carlos Brizido	Carlos Brizido		Porsche 911 3.0 RS	H-1976	5	1:56.991	11	1:57.019	9	1:57.200	3	1:57.245	2	1:57.333	5
12	7 Clasicos Madrid	José Rueda Ortiz	<u>Pablo Rueda Muñoz</u>	Elva MK7	GTP & SC	2	1:58.282	2	2:00.690	8	2:11.114	6	2:17.091	1	2:25.554	9
13	33 Domingos S. Coutinho	Domingos S. Coutinho	<u>Alcides Petiz</u>	BMW 2800 CS	H-1971	1	1:58.680	9	1:58.727	10	1:59.002	5	1:59.280	4	1:59.508	8
14	337 Piero dal Maso	Piero dal Maso	<u>José Carvalhosa</u>	Porsche 911 2.5 ST	H-1971	2	1:58.970	2	1:59.133	19	1:59.274	5	1:59.311	3	1:59.676	21
15	366 Guillaume Huber	Guillaume Huber		Ford Mustang	H-1965	5	1:59.055	13	1:59.212	22	1:59.671	24	1:59.809	23	1:59.864	19
16	47 Escuderia Madrid Historicos	Roberto Diaz-Rincon	<u>Jorge Santos</u>	Alfa Romeo 1750 GTAm	H-1971	3	2:02.082	21	2:02.340	17	2:02.640	24	2:02.721	9	2:02.803	20
17	174 António Castro Ortega	António Castro Ortega	<u>Angel Lanchares Alonso</u>	Porsche 2.5 ST	H-1971	4	2:02.109	3	2:03.169	16	2:03.171	4	2:03.252	5	2:03.260	22
18	55 Paul Daniels	Paul Daniels	<u>Markus Palttala</u>	Porsche 911 2.8 RSR	H-1976	6	2:02.585	9	2:04.696	4	2:05.084	6	2:05.172	8	2:05.328	10
19	367 Ralf Huber	Ralf Huber		Bizzarrini 5300 GT	H-1965	6	2:03.130	21	2:04.274	22	2:04.392	16	2:05.145	7	2:05.290	10
20	153 AECD	Manuel Gonzalez de la Torre		Porsche 914/6	H-1971	5	2:03.156	17	2:03.435	21	2:03.451	18	2:04.015	10	2:04.397	11
21	34 Carlos M. Santos	Carlos M. Santos	<u>Carlos A. Santos</u>	Ford Escort RS 2000	H-1976	7	2:03.625	19	2:03.634	21	2:03.698	15	2:03.946	20	2:04.107	12
22	1 AECD	Francisco Freitas	<u>Guillermo Velasco Baisse</u>	Porsche 356 SC	H-1965	7	2:03.717	5	2:04.117	10	2:04.335	9	2:04.500	8	2:04.926	6
23	28 P-A Forsvall	P-A Forsvall		Lotus Elan	H-1965	8	2:03.891	10	2:05.054	6	2:06.362	4	2:06.489	7	2:06.976	9
24	327 Nuno Nunes	Nuno Nunes	<u>Piero dal Maso</u>	Porsche 911 SWB	GDS	1	2:05.058	21	2:05.597	6	2:05.723	16	2:05.835	8	2:05.835	18
25	138 Sydney Beynat	Sydney Beynat	<u>Alexandre Bouchon</u>	Alfa Romeo GT Am	H-1971	6	2:06.488	12	2:06.852	22	2:07.175	16	2:07.330	20	2:07.404	11
26	216 Jorge Guimarães	Jorge Guimarães		Volvo 121	H-1971	7	2:07.763	23	2:08.154	5	2:08.229	16	2:08.358	17	2:08.477	2
27	165 Fabrice Bernollin	Fabrice Bernollin		Shelby Daytona Cobra 4700	H-1965	9	2:10.245	15	2:10.373	19	2:10.385	17	2:11.178	14	2:11.916	20
28	158 Martin Aubert	Martin Aubert	<u>Adam Bruzas</u>	Lotus Elite	GDS	2	2:11.698	7	2:13.331	8	2:13.990	6	2:14.157	5	2:14.213	4
29	23 Vincent Tourneur	Vincent Tourneur		Porsche 911 SWB	GDS	3	2:12.027	2	2:13.363	4	2:13.680	3	2:14.621	7	2:14.770	6
30	221 Alberto Velez-Grilo	Alberto Velez-Grilo	<u>Tomaz Velez-Grilo</u>	BMW 1800 TISA	GDS	4	2:13.999	2	2:29.903	1	2:35.124	3				
31	83 Bruno Duarte	Bruno Duarte	<u>Filipe Silva Jesus</u>	Porsche 911 RS 3.0	H-1976	8	2:20.696	1								
32	82 Fabiano Vivacqua	Fabiano Vivacqua		Porsche 356 B	H-1965	10	2:21.916	20	2:22.569	2	2:22.711	3	2:24.312	9	2:24.407	15
33	107 Luis Delso Heras	Javier Garcia Revenga	<u>Roberto López Garcia</u>	Alfa Romeo Giulietta	GDS	5	2:26.417	2	2:28.356	8	2:29.236	7	2:30.207	3	2:32.968	5





Circuito de Madrid Jarama - RACE

Iberian Historic Endurance

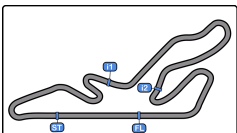
Race - 2

5 Mejores Velocidades



Cl	Nº Team	Driver - 1	Driver - 2	Vehicle	Cat	Cl	Top 1		Top 2		Top 3		Top 4		Top 5		Avg	
							Km/h	Lap	Km/h	Lap	Km/h	Lap	Km/h	Lap	Km/h	Lap		
1	44	Cláudio Vieira	Cláudio Vieira	Porsche 911 3.0 RS	H-1976	1	215.1	2	213.0	3	212.5	9	210.5	20	209.3	13	212.1	
2	176	AECD	Eduardo Davila Vega	Porsche 911 3.0 RS	H-1976	2	215.1	2	203.7	7	200.7	8	200.3	4	197.8	6	203.5	
3	123	Bruno Santos	Bruno Santos	Porsche 911 3.0 RS	H-1976	3	213.8	10	212.1	4	210.5	2	208.8	8	208.4	3	210.7	
4	75	Carlos Brizido	Carlos Brizido	Porsche 911 3.0 RS	H-1976	4	209.7	9	199.2	7	198.1	2	197.0	17	195.6	25	199.9	
5	290	Miguel Lobo	Miguel Lobo	Shelby Cobra Daytona Coupé	INV *	1	203.7	20	202.2	21	201.1	18	200.7	7	200.7	16	201.7	
6	132	AECD	Juan Alonso Catalá	<u>Jose Antonio Zorrilla</u>	Porsche 911 3.0 RS	H-1976	5	202.2	10	200.3	6	200.3	8	198.8	11	198.5	5	200.0
7	269	Olivier Muytjens	Grégoire Audi	<u>Olivier Muytjens</u>	Shelby Cobra Daytona	H-1965	1	202.2	8	199.2	7	196.7	6	196.3	3	195.6	11	198.0
8	273	Laurent Jaspers	Laurent Jaspers	Jaguar E-Type 63	H-1965	2	201.8	3	201.1	14	199.2	2	198.5	26	198.1	4	199.7	
9	10	Max Huber	Max Huber	Shelby Cobra	H-1965	3	194.2	21	192.5	7	192.1	14	191.1	10	189.8	9	191.9	
10	337	Piero dal Maso	Piero dal Maso	<u>José Carvalhosa</u>	Porsche 911 2.5 ST	H-1971	1	192.8	17	190.4	2	190.4	3	188.4	19	186.5	18	189.7
11	174	António Castro Ortega	António Castro Ortega	<u>Angel Lanchares Alonso</u>	Porsche 2.5 ST	H-1971	2	191.1	22	185.2	17	184.6	23	183.0	18	182.1	13	185.2
12	55	Paul Daniels	Paul Daniels	<u>Markus Palttala</u>	Porsche 911 2.8 RSR	H-1976	6	188.8	3	187.5	5	185.8	4	184.3	9	183.9	2	186.0
13	7	Clasicos Madrid	José Rueda Ortiz	<u>Pablo Rueda Muñoz</u>	Elva MK7	GTP & SC	1	187.5	3	181.2	8	176.7	4	174.1	2	167.9	9	177.5
14	5	Paulo Lima	Paulo Lima	Ford GT40	GTP & SC	2	187.1	8	186.8	16	186.2	5	185.8	7	185.8	18	186.4	
15	102	Thierry Lafont	Thierry Lafont	<u>Damien Kohler</u>	AC Cobra 289	H-1965	4	186.2	9	182.4	19	181.8	20	181.5	14	180.0	10	182.3
16	366	Guillaume Huber	Guillaume Huber	Ford Mustang	H-1965	5	185.5	14	184.9	17	184.6	22	184.3	19	183.6	13	184.6	
17	327	Nuno Nunes	Nuno Nunes	<u>Piero dal Maso</u>	Porsche 911 SWB	GDS	1	184.3	18	183.9	6	183.9	15	183.6	10	183.6	16	183.9
18	153	AECD	Manuel Gonzalez de la Torre	Porsche 914/6	H-1971	3	183.9	22	182.1	21	179.7	23	176.4	3	175.3	20	179.5	
19	47	Escuderia Madrid Historicos	Roberto Diaz-Rincon	<u>Jorge Santos</u>	Alfa Romeo 1750 GTAm	H-1971	4	183.6	15	181.5	14	179.4	19	176.4	17	176.1	16	179.4
20	33	Domingos S. Coutinho	Domingos S. Coutinho	<u>Alcides Petiz</u>	BMW 2800 CS	H-1971	5	183.3	6	180.6	10	179.1	8	178.2	7	177.3	11	179.7
21	1	AECD	Francisco Freitas	<u>Guillermo Velasco Baisse</u>	Porsche 356 SC	H-1965	6	183.0	9	181.8	10	181.5	11	180.9	5	180.6	6	181.5
22	23	Vincent Tourneur	Vincent Tourneur	Porsche 911 SWB	GDS	2	182.1	2	179.4	3	177.3	5	172.8	6	171.1	7	176.5	
23	216	Jorge Guimarães	Jorge Guimarães	Volvo 121	H-1971	6	182.1	3	181.2	17	180.9	7	180.3	2	179.4	20	180.7	
24	34	Carlos M. Santos	Carlos M. Santos	<u>Carlos A. Santos</u>	Ford Escort RS 2000	H-1976	7	180.0	11	179.1	21	178.8	14	178.5	12	178.5	13	178.9
25	28	P-A Forsvall	P-A Forsvall	Lotus Elan	H-1965	7	176.4	10	173.3	4	171.7	6	168.4	2	166.9	8	171.3	
26	367	Ralf Huber	Ralf Huber	Bizzarrini 5300 GT	H-1965	8	175.8	8	175.0	22	170.3	18	170.0	2	169.8	6	172.2	
27	138	Sydney Beynat	Sydney Beynat	<u>Alexandre Bouchon</u>	Alfa Romeo GT Am	H-1971	7	173.9	22	172.5	19	171.4	21	170.0	17	169.8	14	171.5
28	221	Alberto Velez-Grilo	Alberto Velez-Grilo	<u>Tomaz Velez-Grilo</u>	BMW 1800 TiSA	GDS	3	173.3	2	163.3	3	140.2	1					159.0
29	165	Fabrice Bernollin	Fabrice Bernollin	Shelby Daytona Cobra 4700	H-1965	9	172.8	15	172.2	20	168.7	21	167.7	17	166.4	13	169.5	
30	158	Martin Aubert	Martin Aubert	<u>Adam Bruzas</u>	Lotus Elite	GDS	4	170.8	5	169.2	10	167.1	2	167.1	9	165.3	7	167.9
31	82	Fabiano Vivacqua	Fabiano Vivacqua	Porsche 356 B	H-1965	10	164.6	19	162.8	20	162.4	2	160.7	18	159.2	6	161.9	
32	83	Bruno Duarte	Bruno Duarte	<u>Filipe Silva Jesus</u>	Porsche 911 RS 3.0	H-1976	8	156.5	1									156.5
33	107	Luis Delso Heras	Javier Garcia Revenga	<u>Roberto López Garcia</u>	Alfa Romeo Giulietta	GDS	5	151.0	15	150.8	2	144.1	3	143.2	13	143.0	11	146.4





Circuito de Madrid Jarama - RACE

Iberian Historic Endurance

Race - 2

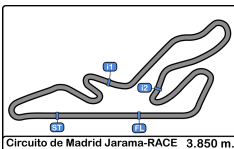
Secuencia Vueltas Rápidas

Circuito de Madrid Jarama-RACE 3.850 m.



Lap	Day Time	Session Time	Nº Team	Driver - 1	Driver - 2	Vehicle	Cat	Time	Km/h
2	14:24:26.359	3:43.359	5 Paulo Lima	Paulo Lima		Ford GT40	GTP & S	1:49.830	126.1



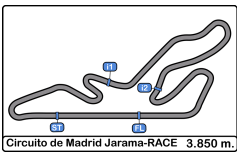


Circuito de Madrid Jarama - RACE
Iberian Historic Endurance
Race - 2
Mejor Máxima Velocidad del Evento



Nº	Team	Driver - 1	Driver - 2	Vehicle	Cat	Km/h	Session
123	Bruno Santos	Bruno Santos		Porsche 911 3.0 RS	H-1976	221.7	Qualifying
176	AECD	Eduardo Davila Vega		Porsche 911 3.0 RS	H-1976	219.9	Qualifying
269	Olivier Muytjens	Grégoire Audi	Olivier Muytjens	Shelby Cobra Daytona	H-1965	217.3	Qualifying
44	Cláudio Vieira	Cláudio Vieira		Porsche 911 3.0 RS	H-1976	215.1	Race - 2
290	Miguel Lobo	Miguel Lobo		Shelby Cobra Daytona Coupé	INV *	210.1	Race - 1
273	Laurent Jaspers	Laurent Jaspers		Jaguar E-Type 63	H-1965	209.7	Qualifying
83	Bruno Duarte	Bruno Duarte	Filipe Silva Jesus	Porsche 911 RS 3.0	H-1976	209.7	Race - 1
75	Carlos Brizado	Carlos Brizado		Porsche 911 3.0 RS	H-1976	209.7	Race - 2
132	AECD	Juan Alonso Catalá	Jose Antonio Zorrilla	Porsche 911 3.0 RS	H-1976	207.6	Race - 1
366	Guillaume Huber	Guillaume Huber		Ford Mustang	H-1965	203.7	Test Colectivo
5	Paulo Lima	Paulo Lima		Ford GT40	GTP & SC	203.7	Qualifying
337	Piero dal Maso	Piero dal Maso	José Carvalhosa	Porsche 911 2.5 ST	H-1971	200.0	Race - 1
102	Thierry Lafont	Thierry Lafont	Damien Kohler	AC Cobra 289	H-1965	197.4	Test Colectivo
146	Xavier Rascagneres	Xavier Rascagneres	Jérôme Peyrat	Lotus 23B	GTP & SC	196.0	Test Colectivo
10	Max Huber	Max Huber		Shelby Cobra	H-1965	194.2	Race - 2
33	Domingos S. Coutinho	Domingos S. Coutinho	Alcides Petiz	BMW 2800 CS	H-1971	193.5	Race - 1
174	António Castro Ortega	António Castro Ortega	Angel Lanchares Alonso	Porsche 2.5 ST	H-1971	191.1	Race - 2
7	Clasicos Madrid	José Rueda Ortiz	Pablo Rueda Muñoz	Elva MK7	GTP & SC	190.1	Race - 1
55	Paul Daniels	Paul Daniels	Markus Palttala	Porsche 911 2.8 RSR	H-1976	188.8	Race - 2
28	P-A Forsvall	P-A Forsvall		Lotus Elan	H-1965	188.1	Test Colectivo
327	Nuno Nunes	Nuno Nunes	Piero dal Maso	Porsche 911 SWB	GDS	188.1	Race - 1
23	Vincent Tourneur	Vincent Tourneur		Porsche 911 SWB	GDS	187.8	Qualifying
47	Escuderia Madrid Historicos	Roberto Díaz-Rincon	Jorge Santos	Alfa Romeo 1750 GTAm	H-1971	186.2	Race - 1
153	AECD	Manuel Gonzalez de la Torre		Porsche 914/6	H-1971	185.8	Qualifying
1	AECD	Francisco Freitas	Guillermo Velasco Baisse	Porsche 356 SC	H-1965	184.6	Race - 1
216	Jorge Guimarães	Jorge Guimarães		Volvo 121	H-1971	182.1	Race - 2
34	Carlos M. Santos	Carlos M. Santos	Carlos A. Santos	Ford Escort RS 2000	H-1976	180.3	Qualifying
67	Jerome Quiot	Jerome Quiot		Lotus Cortina	GDS	180.0	Qualifying
367	Ralf Huber	Ralf Huber		Bizzarrini 5300 GT	H-1965	177.3	Test Colectivo
138	Sydney Beynat	Sydney Beynat	Alexandre Bouchon	Alfa Romeo GT Am	H-1971	176.4	Race - 1
165	Fabrice Bernollin	Fabrice Bernollin		Shelby Daytona Cobra 4700	H-1965	174.4	Race - 1
545	François Guerin	François Guerin		BMW 1600 ti	H-1971	174.1	Qualifying
16	Damien Kohler	Damien Kohler		Lotus Elan	H-1965	173.9	Qualifying
158	Martin Aubert	Martin Aubert	Adam Bruzas	Lotus Elite	GDS	173.9	Qualifying
221	Alberto Velez-Grilo	Alberto Velez-Grilo	Tomaz Velez-Grilo	BMW 1800 TISA	GDS	173.3	Race - 2
157	Escuderia Clasicos Alcalá	Alfonso García Casares	Ildefonso García Lopez	Porsche 911 S/T	H-1971	171.7	Test Colectivo
51	Jorge Santos	Jorge Santos	Alcides Petiz	Alfa Romeo GTAm	H-1971	169.2	Test Colectivo
82	Fabiano Vivacqua	Fabiano Vivacqua		Porsche 356 B	H-1965	164.6	Race - 2





Circuito de Madrid Jarama - RACE

Iberian Historic Endurance

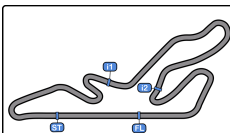
Race - 2

Mejor Máxima Velocidad del Evento



<u>Nº</u>	<u>Team</u>	<u>Driver - 1</u>	<u>Driver - 2</u>	<u>Vehicle</u>	<u>Cat</u>	<u>Km/h</u>	<u>Session</u>
107	Luis Delso Heras	Javier Garcia Revenga	Roberto López Garcia	Alfa Romeo Giulietta	GDS	151.0	Race - 2





Circuito de Madrid Jarama - RACE

Iberian Historic Endurance

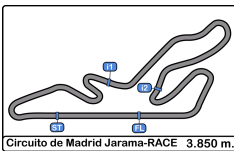
Race - 2

Cuentavueltas



		LAP																										
Nr	Po	Grid	1	2	3	4	5	6	7	8	9	10	11	12	13	14	15	16	17	18	19	20	21	22	23	24	25	26
5	1	5	5	5	5	5	5	5	5	5	5	5	5	5	5	5	269	5	5	5	5	5	5	5	5	5	5	5
123	2	123	123	123	123	123	123	123	123	123	123	44	44	44	44	44	5	44	44	123	123	123	123	123	123	123	123	123
176	3	176	176	44	44	44	44	44	44	44	44	123	123	123	123	123	44	123	123	44	44	44	44	44	44	44	44	44
44	4	44	44	176	176	176	176	176	176	176	176	273	273	273	269	269	269	123	273	273	273	273	273	273	273	273	273	290
290	5	290	273	273	273	273	273	273	273	273	269	269	269	273	10	10	273	290	290	290	290	290	290	290	290	290	290	10
273	6	273	269	269	269	269	269	269	269	269	290	290	290	10	132	132	290	269	269	10	10	10	10	10	10	10	10	273
269	7	269	290	290	290	290	290	290	290	290	176	10	10	132	75	273	10	10	10	269	269	269	269	269	269	269	269	269
83	8	83	75	75	75	75	10	10	10	10	10	176	132	75	273	290	75	75	75	75	75	75	75	75	75	75	75	75
75	9	75	337	337	337	10	75	75	75	132	132	132	75	290	290	75	132	132	132	132	132	132	132	132	132	132	132	132
337	10	337	132	132	10	132	132	132	132	132	75	75	75	337	153	337	337	337	337	337	337	337	337	337	337	337	337	337
28	11	28	28	10	132	337	337	337	337	337	337	33	337	366	366	366	366	366	366	102	102	102	102	102	102	102	102	102
366	12	366	367	7	174	33	33	33	33	33	33	153	366	102	102	102	102	102	366	366	366	366	366	366	366	366	366	366
367	13	367	174	174	33	174	174	174	174	174	102	102	55	33	33	33	33	174	174	174	174	174	174	174	174	174	174	174
327	14	327	102	367	367	102	102	102	102	102	366	366	28	102	174	174	174	47	47	47	47	47	47	47	47	47	47	47
47	15	47	10	102	102	367	366	366	366	366	174	174	367	55	47	47	47	33	367	367	367	367	367	367	367	367	367	367
132	16	132	366	33	366	366	47	47	47	367	55	55	366	174	367	367	367	367	327	327	327	327	327	327	153	153	153	
102	17	102	7	28	28	47	367	367	367	55	367	367	102	47	327	327	327	327	153	153	153	153	153	153	327	327	327	
153	18	153	153	366	47	28	28	28	28	28	28	28	174	367	55	153	153	153	34	34	34	34	34	34	34	34	34	
174	19	174	47	153	153	153	153	153	153	153	153	153	47	327	153	216	216	216	216	216	216	216	216	216	216	216	216	
55	20	55	33	47	327	55	55	55	55	327	327	327	327	216	216	34	34	34	23	138	138	138	138	138	138	138	138	
165	21	165	327	327	55	327	327	327	327	47	47	47	1	34	34	23	23	23	138	23	23	165	165	165	165	165	165	
34	22	34	1	1	216	216	216	216	216	216	216	216	216	23	23	1	1	138	165	165	165	23	23	23	23	23	23	
23	23	23	83	55	7	23	23	23	23	34	34	23	34	1	1	165	138	165	1	1	1	1	1	1	1	1	1	
138	24	138	55	216	23	34	34	34	34	23	23	165	158	165	165	138	165	1	158	158	158	158	158	158	158	158	158	
221	25	221	216	23	1	165	165	165	165	165	165	1	23	138	138	158	158	158	82	82	82	82	82	82	82	82	82	
158	26	158	23	221	34	7	82	82	1	1	1	34	165	158	158	82	82	82	107	107	107	107	107	107	107	107	107	
216	27	216	221	34	165	82	138	138	82	82	82	158	138	82	82	107	107	107										
1	28	1	158	165	221	138	107	1	138	158	158	82	82	107	107													
82	29	82	165	82	82	107	1	158	158	138	138	138	107															





Circuito de Madrid Jarama - RACE

Iberian Historic Endurance

Race - 2

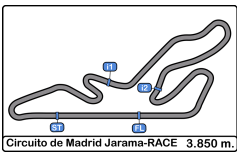
Cuentavueltas



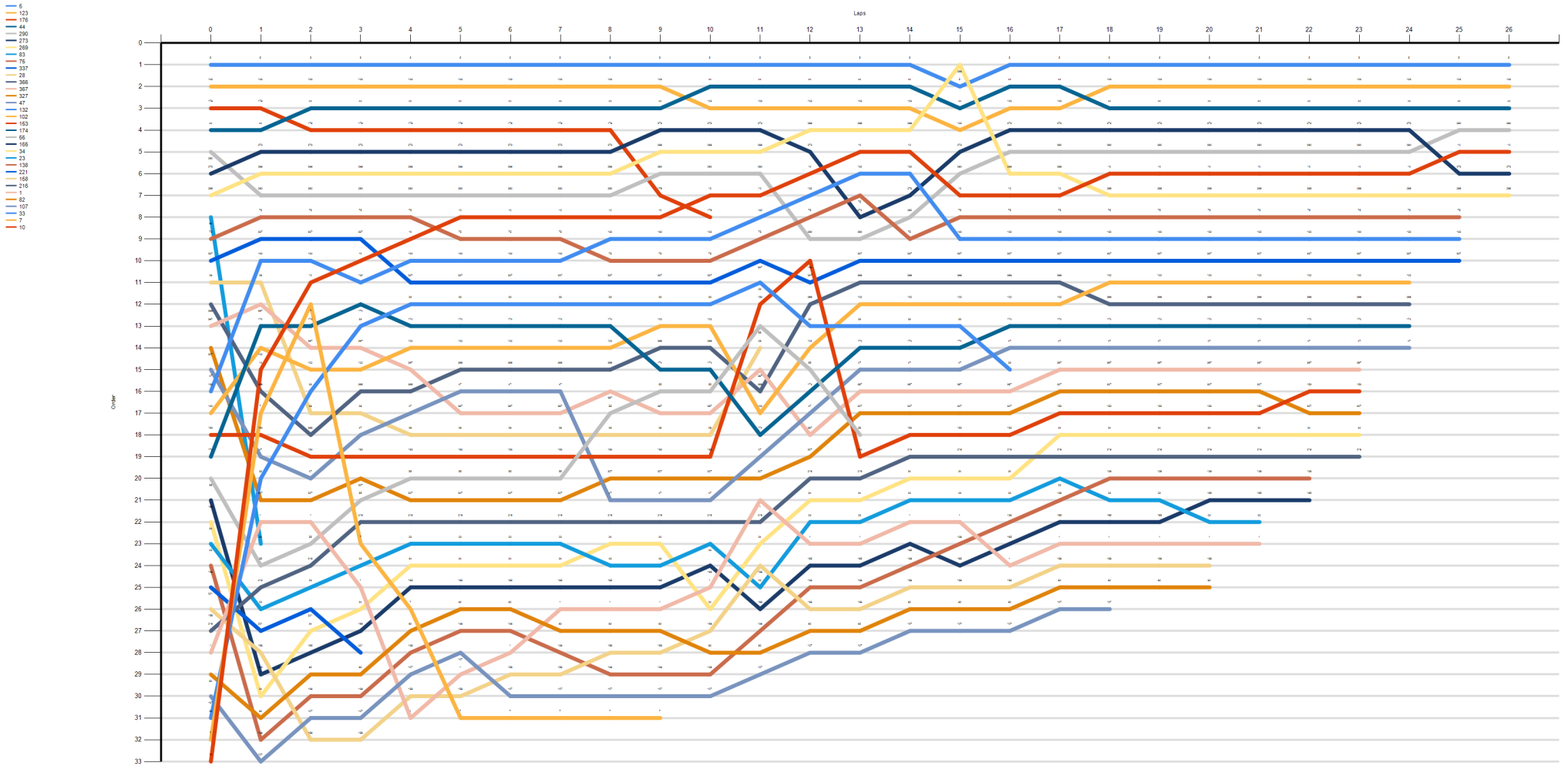
LAP

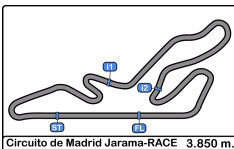
Nr	Po	Grid	1	2	3	4	5	6	7	8	9	10	11	12	13	14	15	16	17	18	19	20	21	22	23	24	25	26
107	30	107	34	138	138	158	158	107	107	107	107	107																
33	31	33	82	107	107	1	7	7	7	7	7																	
7	32	7	138	158	158																							
10	33	10	107																									





Circuito de Madrid Jarama - RACE
Iberian Historic Endurance
Race - 2
Cuentavueltas Gráfico





Circuito de Madrid Jarama - RACE

Iberian Historic Endurance

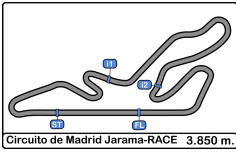
Race - 2

Tiempos Parada en Pit



Ord	Nr.	In Day Time	Team	Driver - 1	Driver - 2	Vehicle	Cat	In Time	Stop Nº	Pit Time	Handicap	Diff.
1	34	14:41:04.228	Carlos M. Santos	Carlos M. Santos	<u>Carlos A. Santos</u>	Ford Escort RS 2000	H-197	20:21.635	1	1:40.500	1:24	
2	102	14:41:33.992	Thierry Lafont	Thierry Lafont	<u>Damien Kohler</u>	AC Cobra 289	H-196	20:51.399	1	1:51.699	1:29	
3	366	14:41:36.184	Guillaume Huber	Guillaume Huber		Ford Mustang	H-196	20:53.591	1	1:33.615	1:29	
4	174	14:41:45.101	António Castro Ortega	António Castro Ortega	<u>Angel Lanchares Alonso</u>	Porsche 2.5 ST	H-197	21:02.508	1	1:42.826	1:24	
5	290	14:41:50.109	Miguel Lobo	Miguel Lobo		Shelby Cobra Daytona Coupé	INV *	21:07.516	1	1:31.148	1:29	
6	327	14:42:07.406	Nuno Nunes	Nuno Nunes	<u>Piero dal Maso</u>	Porsche 911 SWB	GDS	21:24.813	1	1:35.139	1:24	
7	47	14:42:08.381	Escuderia Madrid Historicos	Roberto Diaz-Rincon	<u>Jorge Santos</u>	Alfa Romeo 1750 GTAm	H-197	21:25.788	1	1:28.601	1:24	
8	216	14:42:36.714	Jorge Guimarães	Jorge Guimarães		Volvo 121	H-197	21:54.121	1	1:40.062	1:29	
9	337	14:42:52.687	Piero dal Maso	Piero dal Maso	<u>José Carvalhosa</u>	Porsche 911 2.5 ST	H-197	22:10.094	1	1:33.052	1:24	
10	33	14:43:03.477	Domingos S. Coutinho	Domingos S. Coutinho	<u>Alcides Petiz</u>	BMW 2800 CS	H-197	22:20.884	1	2:01.539	1:24	
11	138	14:43:13.405	Sydney Beynat	Sydney Beynat	<u>Alexandre Bouchon</u>	Alfa Romeo GT Am	H-197	22:30.812	1	1:31.114	1:24	
12	23	14:43:34.785	Vincent Tourneur	Vincent Tourneur		Porsche 911 SWB	GDS	22:52.192	1	1:39.612	1:29	
13	273	14:43:38.811	Laurent Jaspers	Laurent Jaspers		Jaguar E-Type 63	H-196	22:56.218	1	1:28.682	1:29	-0.318
14	165	14:43:50.752	Fabrice Bernollin	Fabrice Bernollin		Shelby Daytona Cobra 4700	H-196	23:08.159	1	2:37.113	1:29	
15	107	14:43:54.019	Luis Delso Heras	Javier Garcia Revenga	<u>Roberto López Garcia</u>	Alfa Romeo Giulietta	GDS	23:11.426	1	2:25.792	1:24	
16	55	14:44:02.700	Paul Daniels	Paul Daniels	<u>Markus Palttala</u>	Porsche 911 2.8 RSR	H-197	23:20.107	1	1:33.423	1:24	
17	367	14:44:12.344	Ralf Huber	Ralf Huber		Bizzarrini 5300 GT	H-196	23:29.751	1	1:33.454	1:29	
18	82	14:45:18.873	Fabiano Vivacqua	Fabiano Vivacqua		Porsche 356 B	H-196	24:36.280	1	1:43.494	1:29	
19	153	14:46:11.038	AECD	Manuel Gonzalez de la Torre		Porsche 914/6	H-197	25:28.445	1	1:53.144	1:29	
20	1	14:46:15.313	AECD	Francisco Freitas	<u>Guillermo Velasco Baisse</u>	Porsche 356 SC	H-196	25:32.720	2	1:52.125	1:24	
21	75	14:46:21.742	Carlos Brizido	Carlos Brizido		Porsche 911 3.0 RS	H-197	25:39.149	1	1:34.996	1:29	
22	5	14:46:43.454	Paulo Lima	Paulo Lima		Ford GT40	GTP	26:00.861	1	1:31.295	1:29	
23	44	14:47:13.196	Cláudio Vieira	Cláudio Vieira		Porsche 911 3.0 RS	H-197	26:30.603	1	1:30.038	1:29	
24	123	14:47:14.855	Bruno Santos	Bruno Santos		Porsche 911 3.0 RS	H-197	26:32.262	1	1:29.110	1:29	
25	158	14:47:26.160	Martin Aubert	Martin Aubert	<u>Adam Bruzas</u>	Lotus Elite	GDS	26:43.567	2	1:43.491	1:24	
26	10	14:47:43.780	Max Huber	Max Huber		Shelby Cobra	H-196	27:01.187	1	1:30.669	1:29	
27	132	14:48:13.464	AECD	Juan Alonso Catalá	<u>Jose Antonio Zorrilla</u>	Porsche 911 3.0 RS	H-197	27:30.871	1	1:35.244	1:24	
28	7	14:48:23.719	Clasicos Madrid	José Rueda Ortiz	<u>Pablo Rueda Muñoz</u>	Elva MK7	GTP	27:41.126	2	3:17.879	1:24	
29	269	14:49:28.779	Olivier Muytjens	Grégoire Audi	<u>Olivier Muytjens</u>	Shelby Cobra Daytona	H-196	28:46.186	1	1:30.156	1:24	
30	273	15:07:54.391	Laurent Jaspers	Laurent Jaspers		Jaguar E-Type 63	H-196	47:11.798	2	26.472	1:29	-2.528





Circuito de Madrid Jarama - RACE

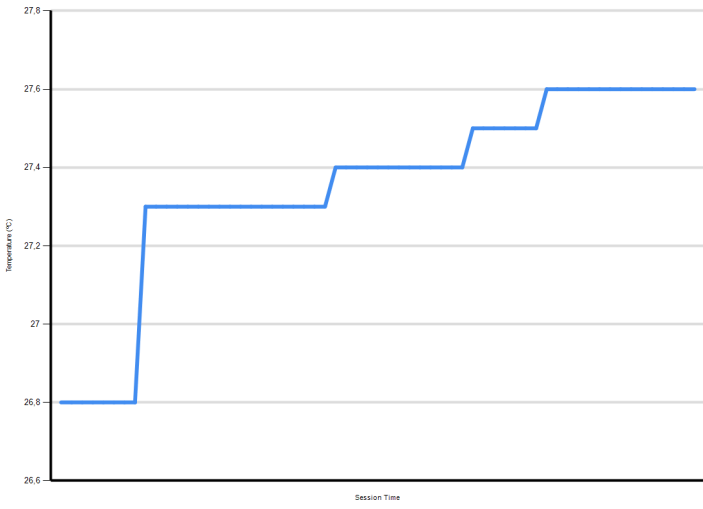
Iberian Historic Endurance

Race - 2

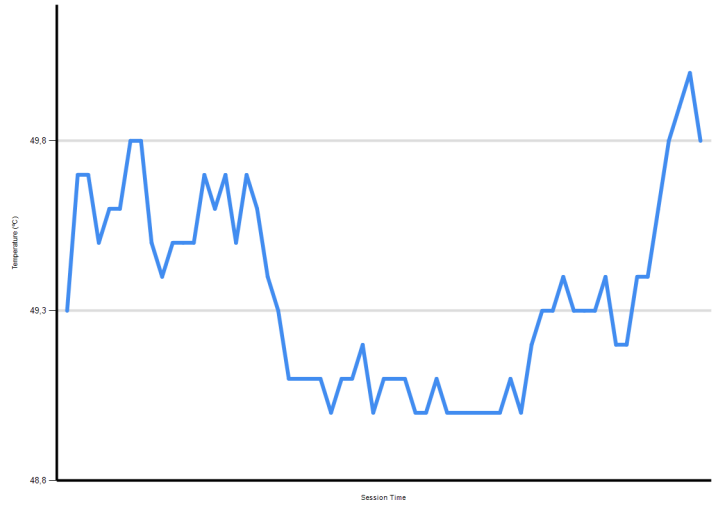
Informe Meteorológico



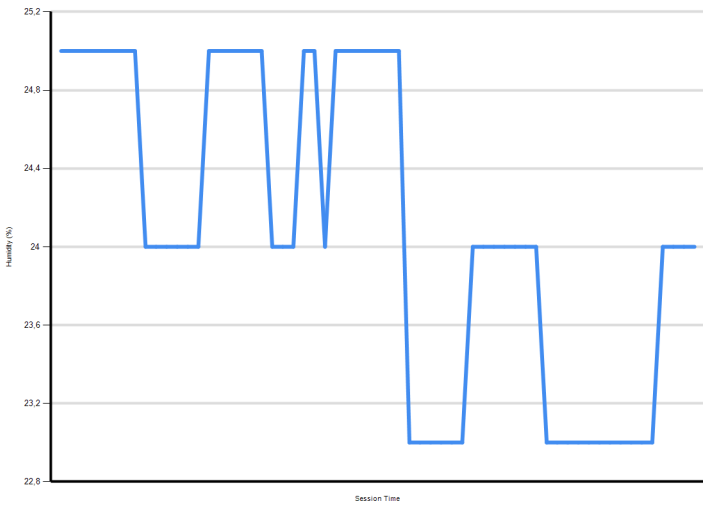
Air Temperature




Track Temperature



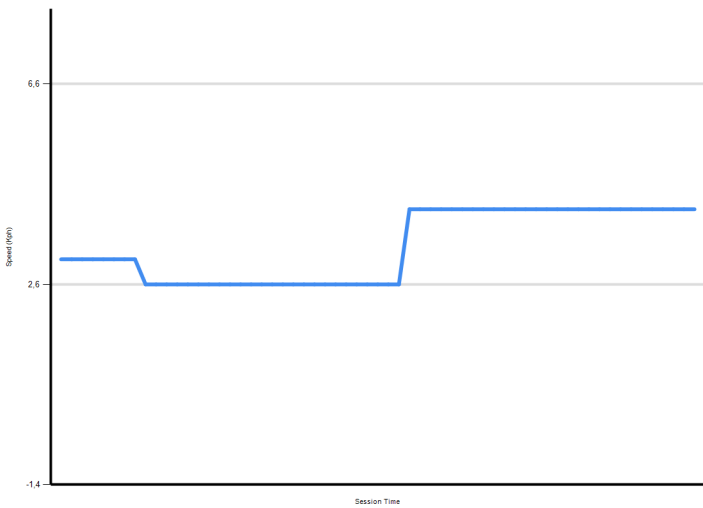
Humidity



Pressure



Wind Speed



Wind direction

