



f23

20-22 octubre 2023

Historic Endurance Race 2 CLASSIFICATION

CONDICIONES ATMOSFERICAS: **Nublado**ESTADO DE LA PISTA: **Seca**

Ord. #	Piloto	Club	Marca	Neum NV	Tiempo	Dif	VR	Vta Ráp.
1	19 gtp	Jordi Puig	Skualo	Ford	Dunlop 22	51:07.310	----	5 2:05.493
2	60 h76	Pedro Bastos Rezende	Aurora Motorsport	Porsche	Dunlop 22	51:14.146	6.836	20 2:06.840
3	69 gtp	Maers/Martin	Charlie Martin Motorsport	Cooper	Dunlop 22	51:28.328	21.018	14 2:08.701
4	5 gtp	Paulo Lima	RP Motorsport	Ford	Dunlop 22	51:49.459	42.149	20 2:08.008
5	56 gtp	Adelman/McDonald	Hall & Hall	Ginetta	Dunlop 21	51:16.832	1 Vuelta	19 2:09.174
6	84 h76	Sanches/Lopez	BS Motorsport	Porsche	Dunlop 21	51:21.504	1 Vuelta	20 2:11.107
7	165 h65	Maximilien Huber	Calvin Motors	Ford	Dunlop 21	51:38.415	1 Vuelta	18 2:13.832
8	184 h65	Jones/Atkinson		Lotus	Dunlop 21	51:39.898	1 Vuelta	2 2:13.741
9	14 gtp	Gomes/Afoito	Centro Clásico	Lotus	Dunlop 21	51:40.878	1 Vuelta	20 2:14.500
10	75 h76	Carlos Brizido	Bayard / MRauto	Porsche	Dunlop 21	51:45.051	1 Vuelta	13 2:15.288
11	55 h76	Paul Daniels	Paul Daniels	Porsche	Dunlop 21	51:56.795	1 Vuelta	8 2:15.050
12	166 h65	Guillaume Huber	Calvin Motors	Ford	Dunlop 21	52:00.832	1 Vuelta	12 2:16.920
13	204 gtp	Max Smith Hillard		Lotus	Dunlop 21	52:00.888	1 Vuelta	13 2:16.469
14	58 h65	Mark Pangborn	Mark Pangborn	Austin	Dunlop 21	52:05.464	1 Vuelta	9 2:17.595
15	257 h65	Smithies/Clarkson		Austin	Dunlop 21	52:17.302	1 Vuelta	6 2:19.187
16	220 gtp	Paulo Rompante	RP Motorsport	Alfa Romeo	Dunlop 21	52:23.788	1 Vuelta	19 2:21.754
17	234 gds	Lambert/Lambert	Brian Lambert	MG	Dunlop 21	52:24.621	1 Vuelta	10 2:20.926
18	20 h71	Pinto/Pedro	RP Motorsport/Squadra	Alfa Romeo	Dunlop 21	52:27.439	1 Vuelta	6 2:19.273
19	153 h71	Manuel de la Torre	Eficar Team	Porsche	Dunlop 21	52:43.002	1 Vuelta	7 2:23.634
20	92 gds	Michel Mora	Garagem João Gomes	Porsche	Dunlop 21	53:05.465	1 Vuelta	7 2:22.733
21	123 h76	Santos/Vieira	Aurora Motorsport	Porsche	Dunlop 20	47:27.799	2 Vuelta	2 2:06.604
22	225 inv	Poças/Santos		Porsche	Dunlop 20	51:45.953	2 Vuelta	18 2:16.160
23	317 gds	Dal Maso/Carvalhosa	Garagem João Gomes	Porsche	Dunlop 20	52:22.650	2 Vuelta	9 2:20.987
24	36 h71	Rivera/Rivera	Real Circuito de Guadalupe	BMW	Dunlop 20	52:41.164	2 Vuelta	17 2:23.561
25	221 gds	Velez-Grilo/Velez-Grilo	Best Lap	BMW	Dunlop 20	53:05.690	2 Vuelta	11 2:30.723
26	1 h65	Velasco/Freitas	Curated Garage	Porsche	Dunlop 20	53:17.341	2 Vuelta	7 2:19.228
27	176 gds	Eduardo Davila	VDC Competición	Datsun	Dunlop 19	53:30.207	3 Vuelta	17 2:40.593
28	17 h65	Paul O'Reilly		Lotus	Dunlop 13	31:50.215	9 Vuelta	6 2:15.331
29	255 h65	Carlos A Oliveira	Foguete Racing	Lotus	Dunlop 13	31:52.397	9 Vuelta	8 2:17.045
30	65 h76	Sánchez/Sánchez	Rafael Sanchez Alcala	Porsche	Dunlop 10	27:02.274	12 Vuelta	8 2:18.565
31	50 gds	Bevlacqua/Magalhães	Veiga Motorsport	Alfa Romeo	Dunlop 10	28:51.762	12 Vuelta	10 2:34.624
32	187 h65	Joebstl/Willis		Lotus	Dunlop 9	21:01.276	13 Vuelta	8 2:15.859
33	77 h65	David Methley	Methley Motorsport	AC Cobra	Dunlop 1	2:13.416	21 Vuelta	1 2:10.765
34	132 h76	Alonso/Zorrilla	Eficar Team	Porsche	Dunlop 0	8.870	22 Vuelta	0 PARRILLA

#5, #123 penalizados en aplicación de la decisión nº7 del Colegio de Comisarios Deportivos

Vuelta rápida realizada por el piloto Nº 19.- Jordi Puig en un tiempo de 2:05.493 en la vuelta 5ª.

 Provisional Definitiva

Circuito de Jerez, 22 DE OCTUBRE DE 2023

STEWARDS	RACE DIRECTOR	TIMEKEEPER
Hora:	Hora:	RESULTADOS PUBLICADOS A LAS 15:04 HORAS



f24

Historic Endurance - GDS Race 2 CLASSIFICATION

CONDICIONES ATMOSFERICAS: **Nublado**ESTADO DE LA PISTA: **Seca**

Ord. #	Piloto	Club	Marca	Neum NV	Tiempo	Dif	VR	Vta Ráp.
1 234 gds	Lambert/Lambert	Brian Lambert	MG	Dunlop 21	52:24.621	----	10	2:20.926
2 92 gds	Michel Mora	Garagem João Gomes	Porsche	Dunlop 21	53:05.465	40.844	7	2:22.733
3 317 gds	Dal Maso/Carvalhosa	Garagem João Gomes	Porsche	Dunlop 20	52:22.650	1 Vuelta	9	2:20.987
4 221 gds	Velez-Griolo/Velez-Griolo	Best Lap	BMW	Dunlop 20	53:05.690	1 Vuelta	11	2:30.723
5 176 gds	Eduardo Davila	VDC Competición	Datsun	Dunlop 19	53:30.207	2 Vuelta	17	2:40.593
6 50 gds	Bevlacqua/Magalhães	Veiga Motorsport	Alfa Romeo	Dunlop 10	28:51.762	11 Vuelta	10	2:34.624

Vuelta rápida realizada por el piloto Nº 19.- Jordi Puig en un tiempo de 2:05.493 en la vuelta 5ª.

Provisional

Definitiva

Circuito de Jerez, 22 DE OCTUBRE DE 2023

STEWARDS	RACE DIRECTOR	TIMEKEEPER
Hora:	Hora:	RESULTADOS PUBLICADOS A LAS 15:04 HORAS



20-22 octubre 2023

f25

Historic Endurance - H-1965 Race 2 CLASSIFICATION

CONDICIONES ATMOSFERICAS: **Nublado**

ESTADO DE LA PISTA: **Seca**

Ord. #	Piloto	Club	Marca	Neum NV	Tiempo	Dif	VR	Vta Ráp.
1	165 h65 Maximilien Huber	Calvin Motors	Ford	Dunlop 21	51:38.415	----	18	2:13.832
2	184 h65 Jones/Atkinson		Lotus	Dunlop 21	51:39.898	1.483	2	2:13.741
3	166 h65 Guillaume Huber	Calvin Motors	Ford	Dunlop 21	52:00.832	22.417	12	2:16.920
4	58 h65 Mark Pangborn	Mark Pangborn	Austin	Dunlop 21	52:05.464	27.049	9	2:17.595
5	257 h65 Smithies/Clarkson		Austin	Dunlop 21	52:17.302	38.887	6	2:19.187
6	1 h65 Velasco/Freitas	Curated Garage	Porsche	Dunlop 20	53:17.341	1 Vuelta	7	2:19.228
7	17 h65 Paul O'Reilly		Lotus	Dunlop 13	31:50.215	8 Vuelta	6	2:15.331
8	255 h65 Carlos A Oliveira	Foguete Racing	Lotus	Dunlop 13	31:52.397	8 Vuelta	8	2:17.045
9	187 h65 Joebstl/Willis		Lotus	Dunlop 9	21:01.276	12 Vuelta	8	2:15.859
10	77 h65 David Methley	Methley Motorsport	AC Cobra	Dunlop 1	2:13.416	20 Vuelta	1	2:10.765

Vuelta rápida realizada por el piloto Nº 19.- Jordi Puig en un tiempo de 2:05.493 en la vuelta 5ª.

Provisional

Definitiva

Circuito de Jerez, 22 DE OCTUBRE DE 2023

STEWARDS	RACE DIRECTOR	TIMEKEEPER
Hora:	Hora:	RESULTADOS PUBLICADOS A LAS 15:04 HORAS



f26

Historic Endurance - H-1971 Race 2 CLASSIFICATION

CONDICIONES ATMOSFERICAS: **Nublado**

ESTADO DE LA PISTA: **Seca**

Ord. #	Piloto	Club	Marca	Neum NV	Tiempo	Dif	VR	Vta Ráp.
1	20 h71 Pinto/Pedro	RP Motorsport/Squadra	Alfa Romeo	Dunlop 21	52:27.439	----	6	2:19.273
2	153 h71 Manuel de la Torre	Eficar Team	Porsche	Dunlop 21	52:43.002	15.563	7	2:23.634
3	36 h71 Rivera/Rivera	Real Circuito de Guadalupe	BMW	Dunlop 20	52:41.164	1 Vuelta	17	2:23.561

Vuelta rápida realizada por el piloto Nº 19.- Jordi Puig en un tiempo de 2:05.493 en la vuelta 5ª.

Provisional

Definitiva

Circuito de Jerez, 22 DE OCTUBRE DE 2023

STEWARDS	RACE DIRECTOR	TIMEKEEPER
Hora:	Hora:	RESULTADOS PUBLICADOS A LAS 15:04 HORAS



20-22 octubre 2023

f27

Historic Endurance - H-1976 Race 2 CLASSIFICATION

CONDICIONES ATMOSFERICAS: **Nublado**

ESTADO DE LA PISTA: **Seca**

Ord. #	Piloto	Club	Marca	Neum NV	Tiempo	Dif	VR	Vta Ráp.
1	60 h76 Pedro Bastos Rezende	Aurora Motorsport	Porsche	Dunlop 22	51:14.146	----	20	2:06.840
2	84 h76 Sanches/Lopez	BS Motorsport	Porsche	Dunlop 21	51:21.504	1 Vuelta	20	2:11.107
3	75 h76 Carlos Brizido	Bayard / MRauto	Porsche	Dunlop 21	51:45.051	1 Vuelta	13	2:15.288
4	55 h76 Paul Daniels	Paul Daniels	Porsche	Dunlop 21	51:56.795	1 Vuelta	8	2:15.050
5	123 h76 Santos/Vieira	Aurora Motorsport	Porsche	Dunlop 20	47:27.799	2 Vuelta	2	2:06.604
6	65 h76 Sánchez/Sánchez	Rafael Sanchez Alcala	Porsche	Dunlop 10	27:02.274	12 Vuelta	8	2:18.565
7	132 h76 Alonso/Zorrilla	Éficar Team	Porsche	Dunlop 0	8.870	22 Vuelta	0	PARRILLA

#5, #123 penalizados en aplicación de la decisión nº7 del Colegio de Comisarios Deportivos

Vuelta rápida realizada por el piloto Nº 19.- Jordi Puig en un tiempo de 2:05.493 en la vuelta 5ª.

Provisional

Definitiva

Circuito de Jerez, 22 DE OCTUBRE DE 2023

STEWARDS	RACE DIRECTOR	TIMEKEEPER
Hora:	Hora:	RESULTADOS PUBLICADOS A LAS 15:04 HORAS



f28

20-22 octubre 2023

Historic Endurance - GTP Race 2 CLASSIFICATION

CONDICIONES ATMOSFERICAS: **Nublado**

ESTADO DE LA PISTA: **Seca**

Ord. #	Piloto	Club	Marca	Neum NV	Tiempo	Dif	VR	Vta	Ráp.
1	19 gtp	Jordi Puig	Skualo	Ford	Dunlop 22	51:07.310	----	5	2:05.493
2	69 gtp	Maeers/Martin	Charlie Martin Motorsport	Cooper	Dunlop 22	51:28.328	21.018	14	2:08.701
3	5 gtp	Paulo Lima	RP Motorsport	Ford	Dunlop 22	51:49.459	42.149	20	2:08.008
4	56 gtp	Adelman/McDonald	Hall & Hall	Ginetta	Dunlop 21	51:16.832	1 Vuelta	19	2:09.174
5	14 gtp	Gomes/Afoito	Centro Clássico	Lotus	Dunlop 21	51:40.878	1 Vuelta	20	2:14.500
6	204 gtp	Max Smith Hillard		Lotus	Dunlop 21	52:00.888	1 Vuelta	13	2:16.469
7	220 gtp	Paulo Rompante	RP Motorsport	Alfa Romeo	Dunlop 21	52:23.788	1 Vuelta	19	2:21.754

#5, #123 penalizados en aplicación de la decisión nº7 del Colegio de Comisarios Deportivos

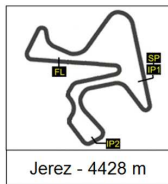
Vuelta rápida realizada por el piloto Nº 19.- Jordi Puig en un tiempo de 2:05.493 en la vuelta 5ª.

Provisional

Definitiva

Circuito de Jerez, 22 DE OCTUBRE DE 2023

STEWARDS	RACE DIRECTOR	TIMEKEEPER
Hora:	Hora:	RESULTADOS PUBLICADOS A LAS 15:04 HORAS



f29

20-22 octubre 2023


Historic Endurance

Race 2

LAP BY LAP

Vuelta	1	5	14	17	19	20	36	50	55	56	58	60
1	2:26.333	2:11.766	2:24.785	2:21.854	2:08.150	2:24.388	2:30.643	2:40.586	2:23.991	2:27.184	2:21.448	2:10.080
2	2:23.400	2:10.747	2:21.721	2:20.973	2:06.147	2:21.452	2:34.730	2:39.643	2:22.320	2:22.119	2:22.200	2:09.745
3	2:25.295	2:11.156	2:22.881	2:16.643	2:06.143	2:23.081	2:34.235	2:41.977	2:22.573	2:20.751	2:22.859	2:10.184
4	2:24.197	2:12.658	2:23.514	2:18.775	2:06.453	2:22.934	2:32.170	2:47.751	2:22.746	2:21.217	2:23.483	2:11.024
5	2:21.319	2:11.554	2:20.208	2:16.100	2:05.493*	2:21.582	2:32.053	2:45.223	2:19.525	2:20.192	2:21.114	2:11.425
6	2:20.209	2:10.578	2:19.296	2:15.331*	2:06.556	2:19.273*	2:32.435	2:43.052	2:15.728	2:19.395	2:18.998	2:08.950
7	2:19.228*	2:11.211	2:19.277	2:16.081	2:07.421	2:20.150	2:31.091	2:45.211	2:20.775	2:21.708	2:19.839	2:12.541
8	2:22.586	2:10.120	2:19.229	2:16.542	2:07.949	2:19.379	2:32.670	2:44.262	2:15.050*	2:21.450	2:17.648	2:09.573
9	2:19.846	2:09.319	2:20.453	2:16.258	2:09.216	2:20.704	PIT EXIT	PIT EXIT	2:15.297	PIT EXIT	2:17.595*	2:08.631
10	PIT EXIT	2:11.050	PIT EXIT	PIT EXIT	2:08.685	2:20.497	2:36.231	2:34.624*	2:17.367	2:12.536	2:18.777	2:10.895
11	2:49.013	2:09.778	2:16.298	2:27.103	2:06.200	PIT EXIT	2:28.990		2:17.025	2:10.803	PIT EXIT	2:08.901
12	2:43.850	PIT EXIT	2:18.997	2:23.944	PIT EXIT	2:25.916	2:24.692		PIT EXIT	2:09.660	2:26.578	2:08.650
13	2:38.085	2:14.651	2:15.353	2:22.574	2:10.819	2:24.081	2:26.912		2:24.495	2:10.585	2:19.440	PIT EXIT
14	2:51.402	2:11.443	2:20.200		2:05.965	2:27.497	2:42.053		2:17.127	2:11.550	2:21.561	2:16.311
15	3:00.945	2:14.890	2:18.291		2:06.315	2:41.013	2:28.289		2:29.546	2:51.268	2:26.241	2:18.101
16	3:10.234	2:28.304	3:00.047		2:30.886	2:41.353	2:25.948		3:01.226	3:01.039	2:48.710	2:23.605
17	2:40.943	2:49.723	3:07.837		3:37.632	2:44.424	2:23.561*		3:08.930	3:09.501	3:07.452	3:00.274
18	2:33.773	3:07.161	2:15.669		3:08.218	2:25.168	2:25.650		2:20.167	2:11.565	2:20.255	3:08.583
19	2:43.894	2:11.249	2:14.924		2:07.933	2:24.866	2:24.874		2:18.133	2:09.174*	2:20.021	2:08.525
20	2:42.179	2:08.008*	2:14.500*		2:09.306	2:25.479	2:26.178		2:18.650	2:09.220	2:21.618	2:06.840*
21		2:09.287	2:17.405		2:11.547	2:27.547			2:22.179	2:10.331	2:23.544	2:08.161
22		2:41.794			2:10.244							2:12.860

Vuelta	65	69	75	77	84	92	123	132	153	165	166	176
1	2:29.955	2:18.018	2:17.802	2:10.765*	2:16.908	2:26.311	2:10.053		2:26.689	2:16.781	2:26.570	2:43.457
2	2:28.636	2:15.349	2:15.888		2:18.382	2:26.206	2:06.604*		2:24.250	2:17.244	2:20.873	2:42.841
3	2:29.559	2:10.573	2:17.352		2:18.241	2:24.232	2:07.586		2:26.370	2:14.724	2:21.014	2:45.101
4	2:28.156	2:12.385	2:16.047		2:17.743	2:26.168	2:08.863		2:26.038	2:17.439	2:22.105	2:44.998
5	2:28.547	2:12.224	2:16.699		2:18.255	2:26.097	2:09.930		2:24.189	2:15.884	2:20.792	2:44.942
6	PIT EXIT	2:11.833	2:16.447		2:16.714	2:27.669	2:08.614		2:23.761	2:15.965	2:19.044	2:45.494
7	2:22.706	2:10.346	2:17.262		2:18.442	2:22.733*	2:06.937		2:23.634*	2:14.980	2:20.733	2:42.766
8	2:18.565*	2:11.441	2:17.303		2:18.568	2:22.854	2:06.875		2:23.983	2:14.296	2:19.159	2:42.587
9	2:22.352	2:09.509	PIT EXIT		2:17.840	2:25.485	2:09.012		2:24.777	2:14.958	2:18.742	2:40.803
10	2:23.152	PIT EXIT	2:18.990		PIT EXIT	PIT EXIT	2:07.449		PIT EXIT	2:14.653	PIT EXIT	PIT EXIT
11		2:17.099	2:16.097		2:16.814	2:26.966	2:08.509		2:26.752	2:13.860	2:23.709	2:46.546
12		2:11.365	2:16.331		2:12.614	2:25.409	2:07.250		2:24.159	2:16.388	2:16.920*	2:43.233
13		2:10.968	2:15.288*		2:11.897	2:24.530	PIT EXIT		2:24.586	PIT EXIT	2:18.725	2:42.418
14		2:08.701*	2:15.743		2:11.373	2:27.031	2:21.068		2:28.504	2:20.366	2:31.956	2:41.429
15		2:26.361	2:27.642		2:31.781	2:41.869	2:11.943		2:41.941	2:31.085	2:30.885	2:44.864
16		2:29.400	3:37.758		3:38.981	2:28.338	2:50.685		2:27.995	3:37.959	2:37.342	2:40.682
17		2:36.384	3:08.211		3:08.120	2:26.239	3:01.209		2:26.163	3:08.500	2:41.557	2:40.593*
18		2:42.931	2:18.547		2:11.749	2:25.262	3:08.787		2:24.139	2:13.832*	2:20.119	2:43.329
19		2:08.920	2:16.301		2:12.180	2:25.676	2:10.636		2:26.773	2:17.359	2:22.923	2:41.317
20		2:11.074	2:16.665		2:11.107*	2:49.116	2:40.422		2:26.243	2:16.850	2:17.272	
21		2:10.396	2:19.449		2:13.042	2:24.699			2:25.938	2:20.855	2:17.506	
22		2:12.814										



20-22 octubre 2023

f29

Historic Endurance Race 2 LAP BY LAP

Vuelta	184	187	204	220	221	225	234	255	257	317		
1	2:16.345	2:22.272	2:30.345	2:28.413	2:34.410	2:21.815	2:24.672	2:21.113	2:21.650	2:28.297		
2	2:13.741*	2:22.473	2:28.150	2:24.006	2:33.328	2:21.897	2:22.076	2:22.382	2:22.709	2:23.538		
3	2:15.339	2:22.590	2:21.195	2:24.735	2:33.856	2:21.451	2:22.237	2:22.855	2:24.093	2:23.569		
4	2:15.489	2:21.863	2:20.637	2:25.312	2:32.530	2:20.744	2:24.795	2:23.244	2:22.652	2:24.090		
5	2:15.701	2:19.042	2:19.941	2:24.436	2:35.300	2:19.083	2:21.989	2:21.255	2:20.695	2:22.086		
6	2:16.963	2:18.394	2:25.607	2:22.803	2:34.652	2:18.937	2:21.135	2:18.796	2:19.187*	2:21.963		
7	2:15.386	2:18.386	2:19.700	2:23.063	2:33.769	2:16.880	2:22.295	2:19.225	2:19.808	2:21.791		
8	2:15.306	2:15.859*	2:20.242	2:23.020	2:34.434	2:17.132	2:23.853	2:17.045*	2:19.207	2:22.625		
9	2:14.974	2:16.896	2:19.951	2:22.512	PIT EXIT	2:19.031	2:21.000	2:18.209	2:19.688	2:20.987*		
10	2:15.510		PIT EXIT	2:22.691	2:33.218	2:16.469	2:20.926*	2:17.872	PIT EXIT	2:23.085		
11	PIT EXIT		2:23.245	PIT EXIT	2:30.723*	PIT EXIT	2:22.875	PIT EXIT	PIT EXIT	PIT EXIT		
12	2:21.039		2:17.346	2:28.086	2:31.715	2:27.091	PIT EXIT	2:22.748	2:23.577	2:30.353		
13	2:17.423		2:16.469*	2:24.894	2:35.149	2:24.843	2:24.145	2:19.434	2:22.289	2:26.203		
14	2:19.905		2:20.532	2:25.884	2:31.181	2:31.493	2:31.992		2:34.518	2:33.154		
15	2:31.874		2:28.500	2:26.472	2:37.643	3:39.457	2:28.811		2:30.115	3:38.620		
16	3:38.051		2:35.899	2:26.819	2:44.016	3:08.543	2:36.249		2:36.445	3:09.132		
17	3:09.384		2:43.138	2:43.361	2:33.869	2:22.263	2:43.461		2:43.269	2:27.045		
18	2:16.573		2:19.432	2:24.276	2:34.573	2:16.160*	2:27.075		2:22.589	2:24.922		
19	2:16.282		2:18.190	2:21.754*	2:37.086	2:16.279	2:22.607		2:20.674	2:29.211		
20	2:17.351		2:17.762	2:23.548	2:35.530	2:19.368	2:23.997		2:23.769	2:28.264		
21	2:18.543		2:19.046	2:27.091			2:24.523		2:25.124			



20-22 octubre 2023

1
f30

Historic Endurance Race 2 ANALYSIS

Número	1		5		14		17		19		20		36		
	Vta	Sector	Vuelta	Sector	Vuelta	Sector	Vuelta	Sector	Vuelta	Sector	Vuelta	Sector	Vuelta		
19	IP1	1:01.33	1:01.335	50.774	50.774	51.056	51.056			48.640	48.640	55.976	55.976	55.386	55.386
	IP2	44.567	1:45.902	36.751	1:27.525	38.543	1:29.599			36.662	1:25.302	40.860	1:36.836	41.135	1:36.521
	FL	57.992	2:43.894	43.724	2:11.249	45.325	2:14.924			42.631	2:07.933	48.030	2:24.866	48.353	2:24.874
20	IP1	1:03.70	1:03.701	48.356	48.356	51.085	51.085			49.112	49.112	55.192	55.192	56.596	56.596
	IP2	45.299	1:49.000	36.987	1:25.343	38.185	1:29.270			36.778	1:25.890	40.284	1:35.476	41.272	1:37.868
	FL	53.179	2:42.179	42.665	2:08.008	45.230	2:14.500			43.416	2:09.306	50.003	2:25.479	48.310	2:26.178
21	IP1			49.903	49.903	52.320	52.320			50.307	50.307	57.215	57.215		
	IP2			37.428	1:27.331	38.561	1:30.881			37.101	1:27.408	41.344	1:38.559		
	FL		-----	41.956	2:09.287	46.524	2:17.405			44.139	2:11.547	48.988	2:27.547		-----
22	IP1			50.030	50.030					50.368	50.368				
	IP2			37.791	1:27.821					36.983	1:27.351				
	FL			1:13.97	2:41.794		-----			42.893	2:10.244		-----		



20-22 octubre 2023

2
f30

Historic Endurance Race 2 ANALYSIS

Número	50		55		56		58		60		65		69	
	Vta	Sector	Vuelta	Sector	Vuelta	Sector	Vuelta	Sector	Vuelta	Sector	Vuelta	Sector	Vuelta	
19	IP1			52.778	52.778	49.447	49.447	53.261	53.261	49.252	49.252		49.919	49.919
	IP2			39.081	1:31.859	36.729	1:26.176	39.694	1:32.955	36.617	1:25.869		36.099	1:26.018
	FL			46.274	2:18.133	42.998	2:09.174	47.066	2:20.021	42.656	2:08.525		42.902	2:08.920
20	IP1			53.340	53.340	49.390	49.390	53.316	53.316	48.923	48.923		51.373	51.373
	IP2			38.932	1:32.272	36.160	1:25.550	39.641	1:32.957	35.582	1:24.505		37.152	1:28.525
	FL			46.378	2:18.650	43.670	2:09.220	48.661	2:21.618	42.335	2:06.840		42.549	2:11.074
21	IP1			54.468	54.468	50.235	50.235	55.763	55.763	49.021	49.021		50.806	50.806
	IP2			40.154	1:34.622	36.974	1:27.209	40.120	1:35.883	36.097	1:25.118		35.994	1:26.800
	FL			47.557	2:22.179	43.122	2:10.331	47.661	2:23.544	43.043	2:08.161		43.596	2:10.396
22	IP1									50.027	50.027		50.799	50.799
	IP2									37.316	1:27.343		37.585	1:28.384
	FL				-----		-----		-----	45.517	2:12.860		44.430	2:12.814



20-22 octubre 2023

3
f30

Historic Endurance Race 2 ANALYSIS

Número	75		77		84		92		123		132		153		
	Vta	Sector	Vuelta	Sector	Vuelta	Sector	Vuelta	Sector	Vuelta	Sector	Vuelta	Sector	Vuelta		
19	IP1	52.016	52.016			50.655	50.655	55.377	55.377	50.799	50.799			55.413	55.413
	IP2	38.682	1:30.698			37.243	1:27.898	40.028	1:35.405	36.751	1:27.550			40.944	1:36.357
	FL	45.603	2:16.301			44.282	2:12.180	50.271	2:25.676	43.086	2:10.636			50.416	2:26.773
20	IP1	52.401	52.401			50.076	50.076	56.801	56.801	48.813	48.813			55.822	55.822
	IP2	38.761	1:31.162			36.921	1:26.997	40.347	1:37.148	35.735	1:24.548			41.383	1:37.205
	FL	45.503	2:16.665			44.110	2:11.107	1:11.96	2:49.116	1:15.87	2:40.422			49.038	2:26.243
21	IP1	53.600	53.600			50.662	50.662	55.937	55.937					56.615	56.615
	IP2	39.148	1:32.748			37.880	1:28.542	40.215	1:36.152					40.940	1:37.555
	FL	46.701	2:19.449			44.500	2:13.042	48.547	2:24.699		-----			48.383	2:25.938
22	IP1														
	IP2														
	FL		-----				-----		-----						-----



20-22 octubre 2023

4
f30

Historic Endurance Race 2 ANALYSIS

Número		165		166		176		184		187		204		220	
Vta		Sector	Vuelta	Sector	Vuelta	Sector	Vuelta	Sector	Vuelta	Sector	Vuelta	Sector	Vuelta	Sector	Vuelta
19	IP1	53.507	53.507	55.775	55.775	1:02.62	1:02.626	52.213	52.213			53.135	53.135	54.509	54.509
	IP2	39.570	1:33.077	40.893	1:36.668	44.369	1:46.995	38.148	1:30.361			38.875	1:32.010	39.990	1:34.499
	FL	44.282	2:17.359	46.255	2:22.923	54.322	2:41.317	45.921	2:16.282			46.180	2:18.190	47.255	2:21.754
20	IP1	51.663	51.663	53.308	53.308			52.330	52.330			52.194	52.194	55.107	55.107
	IP2	38.803	1:30.466	38.852	1:32.160			38.543	1:30.873			38.394	1:30.588	39.732	1:34.839
	FL	46.384	2:16.850	45.112	2:17.272		-----	46.478	2:17.351			47.174	2:17.762	48.709	2:23.548
21	IP1	54.158	54.158	53.916	53.916			53.257	53.257			54.088	54.088	57.413	57.413
	IP2	39.782	1:33.940	38.141	1:32.057			38.870	1:32.127			38.708	1:32.796	40.810	1:38.223
	FL	46.915	2:20.855	45.449	2:17.506			46.416	2:18.543			46.250	2:19.046	48.868	2:27.091
22	IP1														
	IP2														
	FL		-----		-----				-----				-----		-----

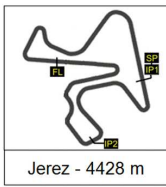


20-22 octubre 2023

5
f30

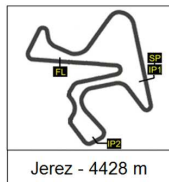
Historic Endurance Race 2 ANALYSIS

Número	221		225		234		255		257		317		0	
	Vta	Sector	Vuelta	Sector	Vuelta	Sector	Vuelta	Sector	Vuelta	Sector	Vuelta	Sector	Vuelta	
19	IP1	1:00.25	1:00.253	51.850	51.850	54.490	54.490			53.476	53.476	56.101	56.101	
	IP2	43.110	1:43.363	38.203	1:30.053	39.689	1:34.179			40.241	1:33.717	43.052	1:39.153	
	FL	53.723	2:37.086	46.226	2:16.279	48.428	2:22.607			46.957	2:20.674	50.058	2:29.211	
20	IP1	1:00.95	1:00.953	53.756	53.756	54.892	54.892			54.225	54.225	57.259	57.259	
	IP2	42.829	1:43.782	38.546	1:32.302	40.081	1:34.973			41.255	1:35.480	41.474	1:38.733	
	FL	51.748	2:35.530	47.066	2:19.368	49.024	2:23.997			48.289	2:23.769	49.531	2:28.264	
21	IP1					56.379	56.379			55.691	55.691			
	IP2					39.963	1:36.342			41.287	1:36.978			
	FL		-----		-----	48.181	2:24.523			48.146	2:25.124		-----	
22	IP1													
	IP2													
	FL						-----						-----	

**f31****20-22 octubre 2023**

Historic Endurance Race 2 40 BEST LAPS

Dorsal	Piloto	Nat	Equipo	Maq.	Hora	Vuelta	Tiempo
19	Jordi Puig		Skualo	Ford	13:46:44	5	2:05.493
19	Jordi Puig		Skualo	Ford	14:07:14	14	2:05.965
19	Jordi Puig		Skualo	Ford	13:42:32	3	2:06.143
19	Jordi Puig		Skualo	Ford	13:40:26	2	2:06.147
19	Jordi Puig		Skualo	Ford	13:59:30	11	2:06.200
19	Jordi Puig		Skualo	Ford	14:09:21	15	2:06.315
19	Jordi Puig		Skualo	Ford	13:44:38	4	2:06.453
19	Jordi Puig		Skualo	Ford	13:48:50	6	2:06.556
123	Santos/Vieira		Aurora Motorsport	Porsche	13:40:29	2	2:06.604
60	Pedro Bastos Rezende		Aurora Motorsport	Porsche	14:23:02	20	2:06.840
123	Santos/Vieira		Aurora Motorsport	Porsche	13:53:17	8	2:06.875
123	Santos/Vieira		Aurora Motorsport	Porsche	13:51:11	7	2:06.937
123	Santos/Vieira		Aurora Motorsport	Porsche	14:01:50	12	2:07.250
19	Jordi Puig		Skualo	Ford	13:50:58	7	2:07.421
123	Santos/Vieira		Aurora Motorsport	Porsche	13:57:34	10	2:07.449
123	Santos/Vieira		Aurora Motorsport	Porsche	13:42:36	3	2:07.586
19	Jordi Puig		Skualo	Ford	14:20:45	19	2:07.933
19	Jordi Puig		Skualo	Ford	13:53:06	8	2:07.949
5	Paulo Lima		RP Motorsport	Ford	14:23:08	20	2:08.008
19	Jordi Puig		Skualo	Ford	13:38:19	1	2:08.150
60	Pedro Bastos Rezende		Aurora Motorsport	Porsche	14:25:01	21	2:08.161
123	Santos/Vieira		Aurora Motorsport	Porsche	13:59:42	11	2:08.509
60	Pedro Bastos Rezende		Aurora Motorsport	Porsche	14:20:55	19	2:08.525
123	Santos/Vieira		Aurora Motorsport	Porsche	13:49:04	6	2:08.614
60	Pedro Bastos Rezende		Aurora Motorsport	Porsche	13:55:44	9	2:08.631
60	Pedro Bastos Rezende		Aurora Motorsport	Porsche	14:02:12	12	2:08.650
19	Jordi Puig		Skualo	Ford	13:57:23	10	2:08.685
69	Maeers/Martin		Charlie Martin Motorsport	Cooper	14:08:39	14	2:08.701
123	Santos/Vieira		Aurora Motorsport	Porsche	13:44:45	4	2:08.863
60	Pedro Bastos Rezende		Aurora Motorsport	Porsche	14:00:04	11	2:08.901
69	Maeers/Martin		Charlie Martin Motorsport	Cooper	14:21:03	19	2:08.920
60	Pedro Bastos Rezende		Aurora Motorsport	Porsche	13:49:13	6	2:08.950
123	Santos/Vieira		Aurora Motorsport	Porsche	13:55:27	9	2:09.012
56	Adelman/McDonald		Hall & Hall	Ginetta	14:23:06	19	2:09.174
19	Jordi Puig		Skualo	Ford	13:55:15	9	2:09.216
56	Adelman/McDonald		Hall & Hall	Ginetta	14:25:16	20	2:09.220
5	Paulo Lima		RP Motorsport	Ford	14:25:17	21	2:09.287
19	Jordi Puig		Skualo	Ford	14:22:55	20	2:09.306
5	Paulo Lima		RP Motorsport	Ford	13:55:51	9	2:09.319
69	Maeers/Martin		Charlie Martin Motorsport	Cooper	13:56:12	9	2:09.509



f32

20-22 octubre 2023

Historic Endurance Race 2 TOP FIVE LAPS

Piloto	Nat	Equipo	Top Five Laps				
19	Jordi Puig	Skualo	2:05.493	2:05.965	2:06.143	2:06.147	2:06.200
123	Santos/Vieira	Aurora Motorsport	2:06.604	2:06.875	2:06.937	2:07.250	2:07.449
60	Pedro Bastos Rezende	Aurora Motorsport	2:06.840	2:08.161	2:08.525	2:08.631	2:08.650
5	Paulo Lima	RP Motorsport	2:08.008	2:09.287	2:09.319	2:09.778	2:10.120
69	Maeers/Martin	Charlie Martin Motorsport	2:08.701	2:08.920	2:09.509	2:10.346	2:10.396
56	Adelman/McDonald	Hall & Hall	2:09.174	2:09.220	2:09.660	2:10.331	2:10.585
77	David Methley	Methley Motorsport	2:10.765	PARRILL			
84	Sanches/Lopez	BS Motorsport	2:11.107	2:11.373	2:11.749	2:11.897	2:12.180
184	Jones/Atkinson		2:13.741	2:14.974	2:15.306	2:15.339	2:15.386
165	Maximilien Huber	Calvin Motors	2:13.832	2:13.860	2:14.296	2:14.653	2:14.724
14	Gomes/Afoito	Centro Clássico	2:14.500	2:14.924	2:15.353	2:15.669	2:16.298
55	Paul Daniels	Paul Daniels	2:15.050	2:15.297	2:15.728	2:17.025	2:17.127
75	Carlos Brizido	Bayard / MRauto	2:15.288	2:15.743	2:15.888	2:16.047	2:16.097
17	Paul O'Reilly		2:15.331	2:16.081	2:16.100	2:16.258	2:16.542
187	Joebstl/Willis		2:15.859	2:16.896	2:18.386	2:18.394	2:19.042
225	Poças/Santos		2:16.160	2:16.279	2:16.469	2:16.880	2:17.132
204	Max Smith Hillard		2:16.469	2:17.346	2:17.762	2:18.190	2:19.046
166	Guillaume Huber	Calvin Motors	2:16.920	2:17.272	2:17.506	2:18.725	2:18.742
255	Carlos A Oliveira	Foguete Racing	2:17.045	2:17.872	2:18.209	2:18.796	2:19.225
58	Mark Pangborn	Mark Pangborn	2:17.595	2:17.648	2:18.777	2:18.998	2:19.440
65	Sánchez/Sánchez	Rafael Sanchez Alcalá	2:18.565	2:22.352	2:22.706	2:23.152	2:28.156
257	Smithies/Clarkson		2:19.187	2:19.207	2:19.688	2:19.808	2:20.674
1	Velasco/Freitas	Curated Garage	2:19.228	2:19.846	2:20.209	2:21.319	2:22.586
20	Pinto/Pedro	RP Motorsport/Squadra	2:19.273	2:19.379	2:20.150	2:20.497	2:20.704
234	Lambert/Lambert	Brian Lambert	2:20.926	2:21.000	2:21.135	2:21.989	2:22.076
317	Dal Maso/Carvalhosa	Garagem João Gomes	2:20.987	2:21.791	2:21.963	2:22.086	2:22.625
220	Paulo Rompante	RP Motorsport	2:21.754	2:22.512	2:22.691	2:22.803	2:23.020
92	Michel Mora	Garagem João Gomes	2:22.733	2:22.854	2:24.232	2:24.530	2:24.699
36	Rivera/Rivera	Real Circuito de Guadalope	2:23.561	2:24.692	2:24.874	2:25.650	2:25.948
153	Manuel de la Torre	Eficar Team	2:23.634	2:23.761	2:23.983	2:24.139	2:24.159
221	Velez-Grilo/Velez-Grilo	Best Lap	2:30.723	2:31.181	2:31.715	2:32.530	2:33.218
50	Bevlacqua/Magalhães	Veiga Motorsport	2:34.624	2:39.643	2:40.586	2:41.977	2:43.052



20-22 octubre 2023

f32

Historic Endurance Race 2 TOP FIVE LAPS

Piloto	Nat	Equipo	Top Five Laps				
176 Eduardo Davila		VDC Competición	2:40.593	2:40.682	2:40.803	2:41.317	2:41.429
132 Alonso/Zorrilla		Eficar Team	PARRILL				

**f33****20-22 octubre 2023**

Historic Endurance Race 2 40 BEST MAXIMUM SPEEDS

Dorsal	Piloto	Nat	Equipo	Maq.	Hora	Vuelta	Vmax
5	Paulo Lima		RP Motorsport	Ford	14:21:48	19	212,6
5	Paulo Lima		RP Motorsport	Ford	14:19:39	18	212,6
19	Jordi Puig		Skualo	Ford	13:39:07	1	211,8
5	Paulo Lima		RP Motorsport	Ford	13:41:25	2	209,3
5	Paulo Lima		RP Motorsport	Ford	13:58:52	10	209,3
5	Paulo Lima		RP Motorsport	Ford	13:48:00	5	208,5
5	Paulo Lima		RP Motorsport	Ford	13:39:14	1	208,5
19	Jordi Puig		Skualo	Ford	13:47:32	5	208,1
5	Paulo Lima		RP Motorsport	Ford	13:54:32	8	207,7
19	Jordi Puig		Skualo	Ford	13:45:26	4	207,7
19	Jordi Puig		Skualo	Ford	13:58:12	10	206,9
19	Jordi Puig		Skualo	Ford	14:00:20	11	206,5
5	Paulo Lima		RP Motorsport	Ford	13:52:23	7	206,1
5	Paulo Lima		RP Motorsport	Ford	13:45:49	4	206,1
19	Jordi Puig		Skualo	Ford	14:25:57	21	206,1
5	Paulo Lima		RP Motorsport	Ford	14:08:58	14	206,1
19	Jordi Puig		Skualo	Ford	13:41:14	2	205,3
5	Paulo Lima		RP Motorsport	Ford	14:06:48	13	204,9
19	Jordi Puig		Skualo	Ford	13:37:01	0	204,5
19	Jordi Puig		Skualo	Ford	13:51:47	7	204,2
5	Paulo Lima		RP Motorsport	Ford	13:50:11	6	203,8
19	Jordi Puig		Skualo	Ford	13:56:04	9	203,8
19	Jordi Puig		Skualo	Ford	14:03:50	12	203,8
5	Paulo Lima		RP Motorsport	Ford	14:23:57	20	203,4
5	Paulo Lima		RP Motorsport	Ford	14:26:07	21	203,0
19	Jordi Puig		Skualo	Ford	14:08:03	14	202,6
19	Jordi Puig		Skualo	Ford	13:43:19	3	202,2
19	Jordi Puig		Skualo	Ford	13:49:39	6	202,2
5	Paulo Lima		RP Motorsport	Ford	14:01:02	11	201,9
19	Jordi Puig		Skualo	Ford	14:05:57	13	201,9
5	Paulo Lima		RP Motorsport	Ford	13:43:37	3	201,5
5	Paulo Lima		RP Motorsport	Ford	13:56:42	9	201,1
77	David Methley		Methley Motorsport	AC Cobra	13:37:02	0	201,1
69	Maeers/Martin		Charlie Martin Motorsport	Cooper	14:19:44	18	198,5
69	Maeers/Martin		Charlie Martin Motorsport	Cooper	14:21:55	19	196,4
69	Maeers/Martin		Charlie Martin Motorsport	Cooper	13:48:18	5	196,0
19	Jordi Puig		Skualo	Ford	14:21:35	19	196,0
123	Santos/Vieira		Aurora Motorsport	Porsche	13:39:11	1	195,3
5	Paulo Lima		RP Motorsport	Ford	13:37:03	0	194,6
123	Santos/Vieira		Aurora Motorsport	Porsche	13:37:03	0	194,6



20-22 octubre 2023

f34

Historic Endurance Race 2 TOP FIVE MAXIMUM SPEEDS

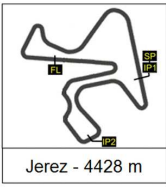
Piloto	Nat	Equipo	Top Five Vmax					
5		Paulo Lima	RP Motorsport	212,6	212,6	209,3	209,3	208,5
19		Jordi Puig	Skualo	211,8	208,1	207,7	206,9	206,5
77		David Methley	Methley Motorsport	201,1				
69		Maeers/Martin	Charlie Martin Motorsport	198,5	196,4	196,0	194,6	193,9
123		Santos/Vieira	Aurora Motorsport	195,3	194,6	192,5	191,5	189,8
60		Pedro Bastos Rezende	Aurora Motorsport	192,2	188,8	188,5	188,2	187,2
56		Adelman/McDonald	Hall & Hall	190,5	189,5	189,5	189,1	188,5
75		Carlos Brizido	Bayard / MRauto	188,8	188,5	187,5	187,2	187,2
184		Jones/Atkinson		188,2	185,6	184,3	184,0	183,7
187		Joebstl/Willis		187,5	187,2	186,5	185,9	185,2
55		Paul Daniels	Paul Daniels	187,5	186,2	185,9	185,9	185,9
166		Guillaume Huber	Calvin Motors	187,2	185,9	185,9	185,6	185,2
257		Smithies/Clarkson		185,9	185,2	183,4	182,4	181,8
255		Carlos A Oliveira	Foguete Racing	185,2	184,6	184,3	183,7	183,7
84		Sanches/Lopez	BS Motorsport	184,3	183,0	181,8	181,5	180,9
58		Mark Pangborn	Mark Pangborn	183,4	183,4	183,0	183,0	183,0
165		Maximilien Huber	Calvin Motors	183,4	183,0	183,0	182,4	182,4
17		Paul O'Reilly		179,4	179,4	179,1	178,8	178,8
14		Gomes/Afoito	Centro Clássico	177,9	176,2	172,2	171,4	171,4
225		Poças/Santos		176,5	175,9	174,8	174,8	174,5
65		Sánchez/Sánchez	Rafael Sanchez Alcala	175,9	174,5	167,2	164,6	163,6
20		Pinto/Pedro	RP Motorsport/Squadra	173,1	170,6	170,6	170,1	170,1
204		Max Smith Hillard		171,2	170,1	169,3	169,0	168,5
153		Manuel de la Torre	Eficar Team	170,1	169,3	168,8	168,2	167,7
234		Lambert/Lambert	Brian Lambert	169,0	165,4	164,4	164,4	164,4
36		Rivera/Rivera	Real Circuito de Guadalupe	168,8	168,2	168,2	166,9	166,4
317		Dal Maso/Carvalhosa	Garagem João Gomes	166,4	165,6	164,4	164,4	164,4
92		Michel Mora	Garagem João Gomes	165,6	165,4	164,9	164,1	163,9
1		Velasco/Freitas	Curated Garage	163,6	163,4	162,2	161,7	161,7
220		Paulo Rompante	RP Motorsport	163,1	162,9	162,9	161,7	161,4
50		Bevlacqua/Magalhães	Veiga Motorsport	151,0	144,0	143,6	142,7	142,3
221		Velez-Grilo/Velez-Grilo	Best Lap	147,3	146,5	146,1	145,7	145,7



f34

Historic Endurance Race 2 TOP FIVE MAXIMUM SPEEDS

Piloto	Nat	Equipo	Top Five Vmax				
176 Eduardo Davila		VDC Competición	135,8	133,0	132,7	132,2	132,0



f35

Historic Endurance Race 2 PLANNING

Vta	1	2	3	4	5	6	7	8	9	10	11	12	13	14	15	16	17	18	19	20	21	22	23	24	25	26	27	28	29	30	31	32
0	19	60	77	123	5	84	187	165	184	17	75	55	255	257	14	58	166	225	20	56	92	132	220	153	317	69	36	1	221	234	50	176
1	19	60	123	77	5	84	184	165	75	187	17	255	257	58	55	69	225	14	20	166	92	56	153	234	220	317	1	36	221	65	204	50
2	19	123	60	5	184	165	75	84	69	17	187	255	58	257	55	225	14	20	166	56	234	92	153	220	317	1	65	204	36	221	50	176
3	19	123	60	5	184	165	69	75	84	17	187	255	225	58	55	257	166	14	20	56	234	92	317	220	153	1	204	65	36	221	50	176
4	19	123	60	5	184	69	165	75	84	17	187	225	255	58	55	257	166	14	20	56	234	317	92	1	220	153	204	65	36	221	50 ¹	176 ¹
5	19	123	60	5	69	184	165	75	84	17	187	225	55	255	58	257	166	14	56	20	234	317	1	220	92	153	204	65 ¹	36 ¹	221 ¹	50 ¹	176 ¹
6	19	123	60	5	69	184	165	75	84	17	187	225	55	255	58	257	166	14	56	20	234	1	317	220	153	204	92	36 ¹	221 ¹	50 ¹	176 ¹	65 ²
7	19	123	60	5	69	184	165	75	84	17	225	187	55	255	58	257	14	166	20	56	234	1	317	220 ¹	204 ¹	153 ¹	92 ¹	36 ¹	221 ¹	50 ²	176 ²	65 ²
8	19	123	60	5	69	184	165	75	84	17	187	225	55	255	58	257	14	166	20	56	1 ¹	234 ¹	317 ¹	204 ¹	220 ¹	153 ¹	92 ¹	36 ¹	221 ¹	50 ²	176 ²	65 ²
9	19	123	60	5	69	184	165	17	84	187	55	225	255	58	257 ¹	166	14	20	1	234	317	204	220	153	92 ¹	75 ¹	56 ¹	65 ²	221 ²	176 ²	36 ²	50 ³
10	19	123	60	5	184	165	55	225 ¹	255 ¹	58 ¹	20 ¹	69 ¹	234 ¹	317 ¹	220 ¹	75 ¹	84 ¹	17 ¹	56 ¹	257 ¹	14 ¹	166 ¹	1 ¹	153 ¹	92 ¹	204 ²	65 ²	221 ²	36 ²	50 ²	176 ³	
11	19	123	60	5	165	55	69 ¹	184 ¹	234 ¹	75 ¹	84 ¹	56 ¹	17 ¹	58 ¹	255 ¹	14 ¹	20 ¹	257 ¹	166 ¹	220 ¹	204 ¹	153 ¹	92 ¹	1 ¹	317 ¹	225 ¹	224 ²	36 ²	176 ³			
12	123	60	19	165	5	69	184	75	84	56 ¹	55 ¹	17 ¹	255 ¹	58 ¹	14 ¹	20 ¹	257 ¹	234 ¹	166 ¹	220 ¹	204 ¹	153 ¹	92 ¹	317 ¹	225 ¹	1 ¹	224 ²	36 ²	176 ³			
13	19	123	60	5	69	165	184	84	75	56 ¹	55 ¹	17 ¹	255 ¹	58 ¹	14 ¹	20 ¹	257 ¹	234 ¹	166 ¹	234 ¹	204 ¹	220 ¹	153 ¹	92 ¹	317 ²	225 ²	1 ²	224 ²	36 ²	176 ³		
14	19	123	60	5	69	184 ¹	165 ¹	84 ¹	75 ¹	56 ¹	55 ¹	14 ¹	58 ¹	20 ¹	166 ¹	257 ¹	234 ¹	204 ¹	220 ¹	153 ¹	92 ¹	225 ²	317 ²	1 ²	221 ²	36 ²	476 ³					
15	19	123	60	5	69	165 ¹	184 ¹	84 ¹	75 ¹	56 ¹	55 ¹	14 ¹	58 ¹	20 ¹	166 ¹	257 ¹	234 ¹	204 ¹	220 ¹	153 ¹	92 ¹	225 ²	317 ²	1 ²	221 ²	36 ²	476 ³					
16	19	123	60	5	69	165 ¹	184 ¹	84 ¹	75 ¹	56 ¹	55 ¹	14 ¹	58 ¹	20 ¹	166 ¹	257 ¹	234 ¹	204 ¹	220 ¹	153 ¹	92 ¹	225 ²	317 ²	1 ²	221 ²	36 ²	476 ³					
17	19	123	60	5	69	165 ¹	184 ¹	84 ¹	75 ¹	56 ¹	55 ¹	14 ¹	58 ¹	166 ¹	20 ¹	257 ¹	234 ¹	204 ¹	220 ¹	153 ¹	92 ¹	225 ²	317 ²	1 ²	221 ²	36 ²	476 ³					
18	19	123	60	5	69	165 ¹	84 ¹	184 ¹	56 ¹	75 ¹	14 ¹	55 ¹	58 ¹	166 ¹	204 ¹	257 ¹	20 ¹	220 ¹	234 ¹	153 ¹	92 ¹	225 ²	317 ²	36 ²	1 ²	221 ²	476 ³					
19	19	60	123	5	69	56 ¹	84 ¹	165 ¹	184 ¹	75 ¹	14 ¹	55 ¹	58 ¹	204 ¹	166 ¹	257 ¹	220 ¹	20 ¹	234 ¹	153 ¹	92 ¹	225 ²	317 ²	36 ²	221 ²	1 ²	176 ³					
20	19	60	5	69	123	56 ¹	84 ¹	165 ¹	184 ¹	44 ¹	75 ¹	55 ¹	204 ¹	58 ¹	166 ¹	257 ¹	220 ¹	20 ¹	234 ¹	153 ¹	92 ¹	225 ²	317 ²	36 ²	221 ²	1 ²						
21	19	60	5	69	56 ¹	84 ¹	165 ¹	184 ¹	14 ¹	75 ¹	55 ¹	166 ¹	204 ¹	58 ¹	257 ¹	220 ¹	234 ¹	20 ¹	153 ¹	92 ¹	225 ²	317 ²	36 ²	221 ²	1 ²							
22	19	60	69	5																												