

f9

20-22 octubre 2023

Historic Endurance Race 1 CLASSIFICATION

CONDICIONES ATMOSFERICAS: **Nublado**ESTADO DE LA PISTA: **Seca**

Ord. #	Piloto	Club	Marca	Neum NV	Tiempo	Dif	VR	Vta Ráp.
1	19 gtp	Jordi Puig	Skualo	Ford	Dunlop 22	50:31.556	----	9 2:04.668
2	60 h76	Pedro Bastos Rezende	Aurora Motorsport	Porsche	Dunlop 22	50:34.034	2.478	7 2:06.662
3	123 h76	Santos/Vieira	Aurora Motorsport	Porsche	Dunlop 22	50:34.881	3.325	22 2:05.384
4	5 gtp	Paulo Lima	RP Motorsport	Ford	Dunlop 22	51:26.417	54.861	8 2:08.094
5	77 h65	David Methley	Methley Motorsport	AC Cobra	Dunlop 22	51:33.233	1:01.677	7 2:07.444
6	84 h76	Sanches/Lopez	BS Motorsport	Porsche	Dunlop 22	51:47.283	1:15.727	16 2:08.244
7	99 h76	Meireles/Nina	Amaracing / Aurora Motorsport	Porsche	Dunlop 22	52:10.395	1:38.839	10 2:09.591
8	187 h65	Joebstl/Willis	Lotus	Dunlop 22	52:22.221	1:50.665	18 2:11.487	
9	165 h65	Maximilien Huber	Calvin Motors	Ford	Dunlop 22	52:44.411	2:12.855	19 2:12.852
10	184 h65	Jones/Atkinson	Lotus	Dunlop 22	52:47.762	2:16.206	15 2:13.062	
11	75 h76	Brizado/Cardoso	Bayard / MRauto	Porsche	Dunlop 21	50:50.013	1 Vuelta	18 2:14.120
12	17 h65	Paul O'Reilly	Lotus	Dunlop 21	50:59.519	1 Vuelta	9 2:15.400	
13	14 gtp	Gomes/Afoito	Centro Clássico	Lotus	Dunlop 21	51:07.519	1 Vuelta	10 2:10.893
14	55 h76	Paul Daniels	Paul Daniels	Porsche	Dunlop 21	51:33.117	1 Vuelta	18 2:15.952
15	58 h65	Mark Pangborn	Mark Pangborn	Austin	Dunlop 21	51:35.190	1 Vuelta	12 2:17.179
16	204 gtp	Max Smith Hillard	Lotus	Dunlop 21	51:48.590	1 Vuelta	15 2:17.542	
17	255 h65	Carlos A Oliveira	Foguete Racing	Lotus	Dunlop 21	51:55.193	1 Vuelta	7 2:15.700
18	166 h65	Guillaume Huber	Calvin Motors	Ford	Dunlop 21	51:57.558	1 Vuelta	15 2:14.334
19	257 h65	Smithies/Clarkson	Austin	Dunlop 21	52:03.973	1 Vuelta	12 2:17.929	
20	225 inv	Poças/Santos	Porsche	Dunlop 21	52:06.268	1 Vuelta	21 2:17.248	
21	20 h71	Pinto/Pedro	RP Motorsport/Squadra	Alfa Romeo	Dunlop 21	52:33.992	1 Vuelta	9 2:19.691
22	56 gtp	Adelman/McDonald	Hall & Hall	Ginetta	Dunlop 21	52:47.599	1 Vuelta	10 2:08.124
23	92 gds	Michel Mora	Garagem João Gomes	Porsche	Dunlop 21	52:49.804	1 Vuelta	18 2:21.434
24	220 gtp	Paulo Rompante	RP Motorsport	Alfa Romeo	Dunlop 20	50:37.506	2 Vuelta	19 2:22.306
25	132 h76	Alonso/Zorrilla	Eficar Team	Porsche	Dunlop 20	50:51.983	2 Vuelta	2 2:17.187
26	153 h71	Manuel de la Torre	Eficar Team	Porsche	Dunlop 20	51:17.473	2 Vuelta	7 2:24.301
27	317 gds	Dal Maso/Carvalhosa	Garagem João Gomes	Porsche	Dunlop 20	51:49.773	2 Vuelta	9 2:23.775
28	36 h71	Rivera/Rivera	Real Circuito de Guadalupe	BMW	Dunlop 20	52:05.212	2 Vuelta	20 2:23.967
29	221 gds	Velez-Grilo/Velez-Grilo	Best Lap	BMW	Dunlop 20	52:28.800	2 Vuelta	15 2:28.594
30	1 h65	Velasco/Freitas	Curated Garage	Porsche	Dunlop 20	52:47.568	2 Vuelta	8 2:19.052
31	69 gtp	Maeers/Martin	Charlie Martin Motorsport	Cooper	Dunlop 19	44:52.372	3 Vuelta	15 2:07.765
32	234 gds	Lambert/Lambert	Brian Lambert	MG	Dunlop 19	51:03.170	3 Vuelta	14 2:20.715
33	50 gds	Bevlacqua/Magalhães	Veiga Motorsport	Alfa Romeo	Dunlop 19	51:25.672	3 Vuelta	11 2:29.976
34	176 gds	Eduardo Davila	VDC Competición	Datsun	Dunlop 17	50:51.898	5 Vuelta	15 2:38.146
35	174 h71	Antonio Castro	Ultima Vuelta	Porsche	Dunlop 16	51:55.845	6 Vuelta	5 2:28.822
36	10 inv	Ralf Huber	Calvin Motors	Corvette	Dunlop 13	31:48.170	9 Vuelta	9 2:14.512
37	83 h76	Duarte/Jesus	Lisbon Sports & Classic Cars	Porsche	Dunlop 8	19:47.662	14 Vuelta	8 2:10.885
38	227 gtp	Carlos Barbot	Foguete Racing	Merlyn	Dunlop 2	4:27.226	20 Vuelta	2 2:10.502
39	151 h76	Delso/De Miguel	Clasicos Madrid	De Tomaso	Dunlop 2	5:08.484	20 Vuelta	2 2:27.318

Vuelta rápida realizada por el piloto Nº 19.- Jordi Puig en un tiempo de 2:04.668 en la vuelta 9ª.

 Provisional Definitiva

Circuito de Jerez, 21 DE OCTUBRE DE 2023

STEWARDS	RACE DIRECTOR	TIMEKEEPER
Hora:	Hora:	RESULTADOS PUBLICADOS A LAS 19:49 HORAS



20-22 octubre 2023

f10

Historic Endurance - GDS Race 1 CLASSIFICATION

CONDICIONES ATMOSFERICAS: **Nublado**

ESTADO DE LA PISTA: **Seca**

Ord. #	Piloto	Club	Marca	Neum NV	Tiempo	Dif	VR	Vta Ráp.
1	92 gds Michel Mora	Garagem João Gomes	Porsche	Dunlop 21	52:49.804	----	18	2:21.434
2	317 gds Dal Maso/Carvalhosa	Garagem João Gomes	Porsche	Dunlop 20	51:49.773	1 Vuelta	9	2:23.775
3	221 gds Velez-Grilo/Velez-Grilo	Best Lap	BMW	Dunlop 20	52:28.800	1 Vuelta	15	2:28.594
4	234 gds Lambert/Lambert	Brian Lambert	MG	Dunlop 19	51:03.170	2 Vuelta	14	2:20.715
5	50 gds Bevlacqua/Magalhães	Veiga Motorsport	Alfa Romeo	Dunlop 19	51:25.672	2 Vuelta	11	2:29.976
6	176 gds Eduardo Davila	VDC Competición	Datsun	Dunlop 17	50:51.898	4 Vuelta	15	2:38.146

Vuelta rápida realizada por el piloto Nº 19.- Jordi Puig en un tiempo de 2:04.668 en la vuelta 9ª.

Provisional

Definitiva

Circuito de Jerez, 21 DE OCTUBRE DE 2023

STEWARDS	RACE DIRECTOR	TIMEKEEPER
Hora:	Hora:	RESULTADOS PUBLICADOS A LAS 19:49 HORAS



f11

20-22 octubre 2023

Historic Endurance - H-1965 Race 1 CLASSIFICATION

CONDICIONES ATMOSFERICAS: **Nublado**

ESTADO DE LA PISTA: **Seca**

Ord. #	Piloto	Club	Marca	Neum NV	Tiempo	Dif	VR	Vta	Ráp.
1	77 h65 David Methley	Methley Motorsport	AC Cobra	Dunlop 22	51:33.233	----	7		2:07.444
2	187 h65 Joebstl/Willis		Lotus	Dunlop 22	52:22.221	48.988	18		2:11.487
3	165 h65 Maximilien Huber	Calvin Motors	Ford	Dunlop 22	52:44.411	1:11.178	19		2:12.852
4	184 h65 Jones/Atkinson		Lotus	Dunlop 22	52:47.762	1:14.529	15		2:13.062
5	17 h65 Paul O'Reilly		Lotus	Dunlop 21	50:59.519	1 Vuelta	9		2:15.400
6	58 h65 Mark Pangborn	Mark Pangborn	Austin	Dunlop 21	51:35.190	1 Vuelta	12		2:17.179
7	255 h65 Carlos A Oliveira	Foguete Racing	Lotus	Dunlop 21	51:55.193	1 Vuelta	7		2:15.700
8	166 h65 Guillaume Huber	Calvin Motors	Ford	Dunlop 21	51:57.558	1 Vuelta	15		2:14.334
9	257 h65 Smithies/Clarkson		Austin	Dunlop 21	52:03.973	1 Vuelta	12		2:17.929
10	1 h65 Velasco/Freitas	Curated Garage	Porsche	Dunlop 20	52:47.568	2 Vuelta	8		2:19.052

Vuelta rápida realizada por el piloto Nº 19.- Jordi Puig en un tiempo de 2:04.668 en la vuelta 9ª.

Provisional

Definitiva

Circuito de Jerez, 21 DE OCTUBRE DE 2023

STEWARDS	RACE DIRECTOR	TIMEKEEPER
Hora:	Hora:	RESULTADOS PUBLICADOS A LAS 19:49 HORAS



20-22 octubre 2023

f12

Historic Endurance - H-1971 Race 1 CLASSIFICATION

CONDICIONES ATMOSFERICAS: **Nublado**

ESTADO DE LA PISTA: **Seca**

Ord. #	Piloto	Club	Marca	Neum NV	Tiempo	Dif	VR	Vta Ráp.
1	20 h71 Pinto/Pedro	RP Motorsport/Squadra	Alfa Romeo	Dunlop 21	52:33.992	----	9	2:19.691
2	153 h71 Manuel de la Torre	Eficar Team	Porsche	Dunlop 20	51:17.473	1 Vuelta	7	2:24.301
3	36 h71 Rivera/Rivera	Real Circuito de Guadalupe	BMW	Dunlop 20	52:05.212	1 Vuelta	20	2:23.967
4	174 h71 Antonio Castro	Ultima Vuelta	Porsche	Dunlop 16	51:55.845	5 Vuelta	5	2:28.822

Vuelta rápida realizada por el piloto Nº 19.- Jordi Puig en un tiempo de 2:04.668 en la vuelta 9ª.

Provisional

Definitiva

Circuito de Jerez, 21 DE OCTUBRE DE 2023

STEWARDS	RACE DIRECTOR	TIMEKEEPER
Hora:	Hora:	RESULTADOS PUBLICADOS A LAS 19:49 HORAS



20-22 octubre 2023

f13

Historic Endurance - H-1976 Race 1 CLASSIFICATION

CONDICIONES ATMOSFERICAS: **Nublado**

ESTADO DE LA PISTA: **Seca**

Ord. #	Piloto	Club	Marca	Neum NV	Tiempo	Dif	VR	Vta Ráp.
1	60 h76 Pedro Bastos Rezende	Aurora Motorsport	Porsche	Dunlop 22	50:34.034	----	7	2:06.662
2	123 h76 Santos/Vieira	Aurora Motorsport	Porsche	Dunlop 22	50:34.881	0.847	22	2:05.384
3	84 h76 Sanches/Lopez	BS Motorsport	Porsche	Dunlop 22	51:47.283	1:13.249	16	2:08.244
4	99 h76 Meireles/Nina	Amaracing / Aurora Motorsport	Porsche	Dunlop 22	52:10.395	1:36.361	10	2:09.591
5	75 h76 Brizado/Cardoso	Bayard / MRauto	Porsche	Dunlop 21	50:50.013	1 Vuelta	18	2:14.120
6	55 h76 Paul Daniels	Paul Daniels	Porsche	Dunlop 21	51:33.117	1 Vuelta	18	2:15.952
7	132 h76 Alonso/Zorrilla	Eficar Team	Porsche	Dunlop 20	50:51.983	2 Vuelta	2	2:17.187
8	83 h76 Duarte/Jesus	Lisbon Sports & Classic Cars	Porsche	Dunlop 8	19:47.662	14 Vuelta	8	2:10.885
9	151 h76 Delso/De Miguel	Clasicos Madrid	De Tomaso	Dunlop 2	5:08.484	20 Vuelta	2	2:27.318

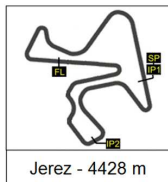
Vuelta rápida realizada por el piloto Nº 19.- Jordi Puig en un tiempo de 2:04.668 en la vuelta 9ª.

Provisional

Definitiva

Circuito de Jerez, 21 DE OCTUBRE DE 2023

STEWARDS	RACE DIRECTOR	TIMEKEEPER
Hora:	Hora:	RESULTADOS PUBLICADOS A LAS 19:49 HORAS



20-22 octubre 2023

f14

Historic Endurance - GTP Race 1 CLASSIFICATION

CONDICIONES ATMOSFERICAS: **Nublado**

ESTADO DE LA PISTA: **Seca**

Ord. #	Piloto	Club	Marca	Neum NV	Tiempo	Dif	VR	Vta	Ráp.
1	19 gtp	Jordi Puig	Skualo	Ford	Dunlop 22	50:31.556	----	9	2:04.668
2	5 gtp	Paulo Lima	RP Motorsport	Ford	Dunlop 22	51:26.417	54.861	8	2:08.094
3	14 gtp	Gomes/Afoito	Centro Clássico	Lotus	Dunlop 21	51:07.519	1 Vuelta	10	2:10.893
4	204 gtp	Max Smith Hillard	Lotus	Dunlop 21	51:48.590	1 Vuelta	15	2:17.542	
5	56 gtp	Adelman/McDonald	Hall & Hall	Ginetta	Dunlop 21	52:47.599	1 Vuelta	10	2:08.124
6	220 gtp	Paulo Rompante	RP Motorsport	Alfa Romeo	Dunlop 20	50:37.506	2 Vuelta	19	2:22.306
7	69 gtp	Maeers/Martin	Charlie Martin Motorsport	Cooper	Dunlop 19	44:52.372	3 Vuelta	15	2:07.765
8	227 gtp	Carlos Barbot	Foguete Racing	Merlyn	Dunlop 2	4:27.226	20 Vuelta	2	2:10.502


Vuelta rápida realizada por el piloto Nº 19.- Jordi Puig en un tiempo de 2:04.668 en la vuelta 9ª.

Provisional

Definitiva

Circuito de Jerez, 21 DE OCTUBRE DE 2023

STEWARDS	RACE DIRECTOR	TIMEKEEPER
Hora:	Hora:	RESULTADOS PUBLICADOS A LAS 19:49 HORAS



f15

20-22 octubre 2023

Historic Endurance Race 1 LAP BY LAP

Vuelta	1	5	10	14	17	19	20	36	50	55	56	58
1	2:26.760	2:09.421	PIT EXIT	2:17.766	2:20.981	2:06.164	2:24.839	2:34.516	2:36.940	2:22.661	2:17.198	2:25.022
2	2:23.771	2:09.356	2:20.573	2:14.906	2:16.901	2:05.189	2:19.945	2:32.529	2:31.196	2:19.923	2:13.152	2:19.396
3	2:20.749	2:08.933	2:18.975	2:12.626	2:16.332	2:05.276	2:21.818	2:33.122	2:33.093	2:19.295	2:13.570	2:21.200
4	2:24.368	2:11.887	2:35.620	2:16.165	2:18.142	2:07.402	2:22.960	2:32.188	2:33.074	2:18.636	2:12.101	2:21.145
5	2:49.474	3:30.916	2:20.740	3:12.078	3:04.670	3:41.755	2:51.481	2:29.793	2:32.420	3:00.988	3:04.864	2:53.874
6	3:07.046	3:07.760	2:36.003	3:06.477	3:06.855	3:05.249	3:05.902	2:51.443	2:50.356	3:04.740	3:06.260	3:04.738
7	2:21.173	2:09.735	2:19.728	2:11.084	2:15.789	2:05.905	2:19.998	2:27.433	2:34.144	2:24.214	2:10.668	2:17.953
8	2:19.052*	2:08.094*	2:16.440	2:10.997	2:16.438	2:06.812	2:20.640	2:26.711	2:33.888	2:19.517	2:08.767	2:17.505
9	2:20.961	2:08.223	2:14.512*	2:12.037	2:15.400*	2:04.668*	2:19.691*	2:27.270	PIT EXIT	2:17.152	2:08.519	2:17.564
10	PIT EXIT	2:08.811	2:15.327	2:10.893*	PIT EXIT	PIT EXIT	PIT EXIT	PIT EXIT	2:41.698	2:16.939	2:08.124*	PIT EXIT
11	2:39.666	PIT EXIT	2:16.846	2:12.647	2:18.583	2:10.211	2:25.498	2:35.262	2:29.976*	2:16.815	PIT EXIT	2:21.282
12	2:34.325	2:13.596	2:17.563	PIT EXIT	2:16.543	2:07.770	2:21.909	2:31.284	2:31.152	PIT EXIT	2:39.160	2:17.179*
13	2:32.100	2:09.066	2:15.204	2:26.164	2:16.520	2:05.510	2:21.307	2:26.148	2:36.644	2:19.877	2:30.483	2:17.238
14	2:33.913	2:08.989		2:19.655	2:16.528	2:05.820	2:22.760	2:27.407	2:33.840	2:18.632	2:31.688	2:18.621
15	2:34.250	2:10.184		2:21.707	2:17.290	2:05.389	2:21.851	2:26.540	2:33.159	2:17.072	2:32.585	2:18.865
16	2:39.833	2:09.714		2:20.795	2:17.419	2:08.331	2:22.039	2:27.429	2:32.821	2:17.533	2:31.448	2:18.300
17	2:32.710	2:08.905		2:20.924	2:16.139	2:08.023	2:23.816	2:29.180	2:33.019	2:17.536	2:31.674	2:17.644
18	2:35.175	2:10.309		2:19.744	2:17.186	2:07.055	2:23.839	2:27.951	2:36.825	2:15.952*	2:25.767	2:17.227
19	2:33.625	2:10.428		2:23.555	2:16.189	2:06.783	2:23.820	2:26.283	2:35.032	2:17.172	2:26.853	2:18.578
20	2:33.102	2:10.225		2:23.221	2:17.692	2:10.281	2:23.776	2:23.967*		2:16.906	2:24.901	2:18.662
21		2:11.139		2:19.803	2:15.408	2:06.176	2:27.454			2:19.039	2:22.508	2:18.751
22		2:11.847				2:09.066						

Vuelta	60	69	75	77	83	84	92	99	123	132	151	153
1	2:08.546	2:10.365	2:19.886	2:08.477	2:15.259	2:15.542	2:30.314	2:17.560	2:08.169	2:19.865	2:28.392	2:30.612
2	2:08.173	2:08.688	2:16.805	2:08.070	2:13.734	2:17.280	2:27.080	2:11.081	2:07.335	2:17.187*	2:27.318*	2:28.629
3	2:07.538	2:09.113	2:16.416	2:08.050	2:13.603	2:16.879	2:24.874	2:09.890	2:07.491	2:18.578		2:26.186
4	2:09.081	2:12.138	2:17.298	2:09.934	2:13.186	2:17.870	2:24.730	2:11.097	2:09.008	2:20.153		2:28.240
5	3:36.180	3:31.051	3:06.420	3:35.241	3:16.464	3:08.954	2:37.245	3:22.390	3:34.500	3:02.804		2:31.039
6	3:02.747	3:08.839	3:05.826	3:02.447	3:07.543	3:05.355	3:08.302	3:07.380	3:05.247	3:05.838		3:08.329
7	2:06.662*	2:08.969	2:16.070	2:07.444*	2:11.101	2:15.989	2:23.321	2:10.196	2:06.441	2:18.901		2:24.301*
8	2:06.952	2:09.176	2:14.987	2:08.560	2:10.885*	2:16.011	2:23.063	2:09.833	2:06.893	2:18.258		2:26.684
9	2:07.050	2:09.148	2:14.860	2:09.286		PIT EXIT	2:21.542	2:09.900	2:07.367	2:17.890		2:24.404
10	2:07.057	PIT EXIT	PIT EXIT	2:10.757		2:12.409	2:22.813	2:09.591*	PIT EXIT	PIT EXIT		2:27.301
11	2:06.777	2:12.594	2:19.240	PIT EXIT		2:10.140	PIT EXIT	PIT EXIT	2:17.222	2:34.971		PIT EXIT
12	PIT EXIT	2:09.206	2:15.759	2:14.327		2:09.144	2:24.756	2:14.818	2:09.462	2:25.516		2:29.116
13	2:08.716	2:09.591	2:16.673	2:10.904		2:10.579	2:23.994	2:12.541	2:06.099	2:29.143		2:26.959
14	2:06.768	2:10.986	2:15.354	2:11.713		2:09.466	2:22.097	2:12.555	2:07.507	2:26.486		2:24.950
15	2:07.586	2:07.765*	2:16.437	2:09.721		2:09.457	2:23.042	2:12.011	2:05.761	2:26.768		2:25.989
16	2:08.171	2:08.964	2:15.629	2:10.347		2:08.244*	2:21.589	2:10.890	2:06.775	2:25.572		2:25.814
17	2:07.573	2:09.080	2:15.534	2:08.809		2:09.185	2:23.164	2:13.263	2:08.887	2:26.942		2:25.742
18	2:07.113	2:10.147	2:14.120*	2:11.658		2:09.384	2:21.434*	2:14.944	2:05.730	2:27.502		2:26.751
19	2:07.209	2:08.591	2:16.852	2:10.832		2:09.734	2:24.314	2:15.410	2:06.356	2:27.092		2:26.605
20	2:07.774		2:16.373	2:13.191		2:09.395	2:24.937	2:15.463	2:06.819	2:27.612		2:26.980
21	2:07.614		2:15.969	2:10.390		2:10.433	2:23.585	2:15.842	2:06.583			
22	2:07.898			2:10.442		2:11.500		2:14.591	2:05.384*			



f15

20-22 octubre 2023

Historic Endurance Race 1 LAP BY LAP

Vuelta	165	166	174	176	184	187	204	220	221	225	227	234
1	2:17.204	2:27.925	2:28.986	2:42.135	2:20.558	2:17.598	2:27.938	2:26.499	2:37.156	2:25.838	2:11.913	2:50.559
2	2:15.336	2:19.079	2:30.800	2:41.192	2:16.609	2:15.561	2:22.290	2:23.446	2:34.767	2:20.103	2:10.502*	2:49.098
3	2:15.308	2:24.588	2:29.053	2:42.562	2:16.709	2:16.619	2:19.668	2:22.606	2:33.323	2:20.024		2:53.580
4	2:14.504	2:23.265	2:30.803	2:55.075	2:17.669	2:15.201	2:25.259	2:23.876	2:36.106	2:22.096		3:30.876
5	3:11.980	2:51.183	2:28.822*	2:46.030	3:05.361	3:11.192	2:50.055	2:47.355	2:35.193	2:51.614		3:10.620
6	3:05.356	3:05.735	PIT EXIT	2:42.259	3:06.752	3:05.270	3:06.534	3:08.099	2:41.853	3:06.089		2:55.128
7	2:14.374	2:22.036	PIT EXIT	5:58.745	2:16.147	2:14.219	2:20.380	2:22.547	2:34.151	2:20.478		PIT EXIT
8	2:13.282	2:18.148	2:30.935	PIT EXIT	2:15.465	2:12.642	2:19.872	2:22.855	PIT EXIT	2:20.485		2:23.810
9	2:15.162	PIT EXIT	2:29.768	2:41.503	2:15.172	PIT EXIT	2:21.050	2:22.840	2:33.885	2:18.551		2:21.848
10	2:14.308	2:20.598	2:29.618	2:41.395	PIT EXIT	2:15.041	2:19.611	PIT EXIT	2:29.515	PIT EXIT		2:22.534
11	2:13.114	2:14.490	2:29.967	2:38.966	2:15.224	2:11.672	PIT EXIT	2:27.441	2:31.419	2:27.578		2:22.374
12	PIT EXIT	2:17.049	2:30.696	2:39.447	2:13.562	2:13.875	2:20.766	2:24.199	2:30.652	2:19.630		2:21.084
13	2:16.095	2:17.492	2:32.210	2:39.134	2:13.884	2:12.390	2:18.827	2:22.319	2:29.339	2:19.526		2:20.979
14	2:13.899	2:16.043	PIT EXIT	2:39.291	2:15.712	2:13.546	2:18.307	2:22.694	2:32.866	2:22.524		2:20.715*
15	2:13.151	2:14.334*	2:35.706	2:38.146*	2:13.062*	2:14.403	2:17.542*	2:22.591	2:28.594*	2:20.094		2:21.387
16	2:13.900	2:22.972	2:42.802	2:38.915	2:13.514	2:12.405	2:18.765	2:24.970	2:29.745	2:21.963		2:22.766
17	2:13.526	2:18.457		2:39.235	2:14.603	2:12.449	2:17.804	2:24.186	2:32.170	2:22.243		2:22.517
18	2:13.178	2:16.053			2:14.889	2:11.487*	2:18.779	2:22.857	2:31.971	2:19.089		2:21.306
19	2:12.852*	2:15.082			2:14.667	2:12.156	2:20.748	2:22.306*	2:30.317	2:18.957		2:21.421
20	2:14.980	2:17.348			2:14.480	2:14.031	2:18.615	2:23.991	2:30.054	2:18.997		
21	2:13.471	2:14.361			2:13.459	2:12.348	2:17.815			2:17.248*		
22	2:16.567				2:20.711	2:14.303						

Vuelta	255	257	317									
1	2:21.660	2:23.996	2:31.771									
2	2:18.931	2:20.788	2:28.555									
3	2:19.753	2:21.729	2:28.290									
4	2:18.836	2:23.637	2:31.080									
5	3:01.292	2:52.289	2:28.878									
6	3:05.155	3:04.820	3:05.332									
7	2:15.700*	2:20.840	2:24.596									
8	2:20.561	2:20.628	2:25.541									
9	2:18.991	2:21.860	2:23.775*									
10	2:17.842	PIT EXIT	PIT EXIT									
11	PIT EXIT	2:22.114	2:43.701									
12	2:23.707	2:17.929*	2:29.519									
13	2:17.741	2:19.364	2:27.562									
14	2:19.438	2:20.302	2:29.241									
15	2:18.580	2:19.682	2:28.022									
16	2:21.319	2:18.799	2:28.641									
17	2:19.087	2:19.221	2:28.564									
18	2:32.879	2:20.298	2:28.278									
19	2:18.264	2:19.913	2:26.693									
20	2:18.720	2:20.544	2:28.447									
21	2:20.024	2:20.009										



20-22 octubre 2023

1
f16

Historic Endurance Race 1 ANALYSIS

Número	1		5		10		14		17		19		20		
	Vta	Sector	Vuelta	Sector	Vuelta	Sector	Vuelta	Sector	Vuelta	Sector	Vuelta	Sector	Vuelta		
19	IP1	59.239	59.239	50.465	50.465			55.309	55.309	51.838	51.838	48.779	48.779	54.507	54.507
	IP2	42.656	1:41.895	37.230	1:27.695			40.069	1:35.378	38.891	1:30.729	35.920	1:24.699	41.461	1:35.968
	FL	51.730	2:33.625	42.733	2:10.428			48.177	2:23.555	45.460	2:16.189	42.084	2:06.783	47.852	2:23.820
20	IP1	58.019	58.019	50.211	50.211			55.317	55.317	53.338	53.338	48.849	48.849	55.154	55.154
	IP2	43.236	1:41.255	37.426	1:27.637			39.748	1:35.065	38.590	1:31.928	36.875	1:25.724	40.780	1:35.934
	FL	51.847	2:33.102	42.588	2:10.225			48.156	2:23.221	45.764	2:17.692	44.558	2:10.281	47.842	2:23.776
21	IP1			50.238	50.238			53.558	53.558	51.614	51.614	47.843	47.843	57.235	57.235
	IP2			37.831	1:28.069			39.114	1:32.672	37.986	1:29.600	35.645	1:23.488	41.339	1:38.574
	FL		-----	43.070	2:11.139			47.131	2:19.803	45.808	2:15.408	42.688	2:06.176	48.880	2:27.454
22	IP1			51.649	51.649							49.255	49.255		
	IP2			37.409	1:29.058							36.386	1:25.641		
	FL			42.789	2:11.847				-----		-----	43.425	2:09.066		-----



20-22 octubre 2023

2
f16

Historic Endurance Race 1 ANALYSIS

Número	36		50		55		56		58		60		69		
Vta	Sector	Vuelta	Sector	Vuelta	Sector	Vuelta	Sector	Vuelta	Sector	Vuelta	Sector	Vuelta	Sector	Vuelta	
19	IP1	56.638	56.638	59.720	59.720	51.761	51.761	56.229	56.229	51.791	51.791	48.908	48.908	49.279	49.279
	IP2	41.760	1:38.398	42.848	1:42.568	38.385	1:30.146	41.441	1:37.670	38.931	1:30.722	35.948	1:24.856	35.766	1:25.045
	FL	47.885	2:26.283	52.464	2:35.032	47.026	2:17.172	49.183	2:26.853	47.856	2:18.578	42.354	2:07.209	43.546	2:08.591
20	IP1	55.339	55.339			53.284	53.284	55.500	55.500	52.972	52.972	48.600	48.600		
	IP2	41.038	1:36.377			38.237	1:31.521	40.994	1:36.494	39.070	1:32.042	35.853	1:24.453		
	FL	47.590	2:23.967		-----	45.385	2:16.906	48.407	2:24.901	46.620	2:18.662	43.321	2:07.774		-----
21	IP1					53.480	53.480	54.989	54.989	52.361	52.361	49.406	49.406		
	IP2					38.946	1:32.426	40.295	1:35.284	38.876	1:31.237	35.630	1:25.036		
	FL		-----			46.613	2:19.039	47.224	2:22.508	47.514	2:18.751	42.578	2:07.614		
22	IP1											48.851	48.851		
	IP2											36.305	1:25.156		
	FL					-----	-----	-----	-----	-----	-----	42.742	2:07.898		

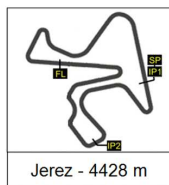


20-22 octubre 2023

3
f16

Historic Endurance Race 1 ANALYSIS

Número		75		77		83		84		92		99		123	
Vta		Sector	Vuelta	Sector	Vuelta	Sector	Vuelta	Sector	Vuelta	Sector	Vuelta	Sector	Vuelta	Sector	Vuelta
19	IP1	51.627	51.627	49.049	49.049			49.255	49.255	55.536	55.536	52.342	52.342	47.756	47.756
	IP2	37.984	1:29.611	37.838	1:26.887			36.716	1:25.971	40.693	1:36.229	38.107	1:30.449	35.732	1:23.488
	FL	47.241	2:16.852	43.945	2:10.832			43.763	2:09.734	48.085	2:24.314	44.962	2:15.410	42.869	2:06.356
20	IP1	52.004	52.004	51.713	51.713			49.111	49.111	55.302	55.302	51.371	51.371	47.910	47.910
	IP2	38.660	1:30.664	37.926	1:29.639			36.656	1:25.767	40.454	1:35.756	38.187	1:29.558	35.673	1:23.583
	FL	45.709	2:16.373	43.552	2:13.191			43.628	2:09.395	49.181	2:24.937	45.905	2:15.463	43.236	2:06.819
21	IP1	51.646	51.646	49.977	49.977			50.333	50.333	55.692	55.692	51.890	51.890	49.323	49.323
	IP2	38.977	1:30.623	36.949	1:26.926			36.911	1:27.244	40.334	1:36.026	38.130	1:30.020	35.461	1:24.784
	FL	45.346	2:15.969	43.464	2:10.390			43.189	2:10.433	47.559	2:23.585	45.822	2:15.842	41.799	2:06.583
22	IP1			49.575	49.575			49.810	49.810			51.341	51.341	47.879	47.879
	IP2			36.911	1:26.486			36.476	1:26.286			37.911	1:29.252	35.411	1:23.290
	FL		-----	43.956	2:10.442			45.214	2:11.500			45.339	2:14.591	42.094	2:05.384



Historic Endurance Race 1 ANALYSIS

		132		151		153		165		166		174		176	
Número		Sector	Vuelta	Sector	Vuelta	Sector	Vuelta	Sector	Vuelta	Sector	Vuelta	Sector	Vuelta	Sector	Vuelta
Vta															
1	IP1 IP2 FL			58.093 58.093 41.437 1:39.530 48.863 2:28.392	59.414 59.414 42.077 1:41.491 49.121 2:30.612	53.861 53.861 38.335 1:32.196 45.008 2:17.204	57.176 57.176 42.381 1:39.557 48.368 2:27.925	57.148 57.148 42.329 1:39.477 49.509 2:28.986	1:03.44 1:03.442 44.179 1:47.621 54.514 2:42.135						
2	IP1 IP2 FL			56.270 56.270 41.819 1:38.089 49.230 2:27.318	55.863 55.863 42.673 1:38.536 50.093 2:28.629	51.285 51.285 39.267 1:30.552 44.784 2:15.356	52.839 52.839 39.963 1:32.802 46.277 2:19.079	56.722 56.722 43.092 1:39.814 50.986 2:30.810	1:01.57 1:01.576 44.646 1:46.222 54.970 2:41.192						
3	IP1 IP2 FL			55.562 55.562 40.939 1:36.501 -----	56.168 56.168 41.364 1:37.532 48.654 2:26.186	51.693 51.693 38.591 1:30.284 45.024 2:15.308	53.805 53.805 42.160 1:35.965 48.623 2:24.588	57.672 57.672 41.774 1:39.446 49.607 2:29.053	1:01.73 1:01.736 45.420 1:47.156 55.406 2:42.562						
4	IP1 IP2 FL				56.814 56.814 41.555 1:38.369 49.872 2:28.240	51.202 51.202 38.380 1:29.542 44.922 2:14.504	53.050 53.050 41.519 1:34.569 48.696 2:23.265	56.813 56.813 43.463 1:40.276 50.528 2:30.803	1:12.66 1:12.669 46.665 1:59.334 55.741 2:55.075						
5	IP1 IP2 FL				58.518 58.518 41.912 1:40.430 50.609 2:31.039	53.660 53.660 1:16.63 2:10.298 1:01.68 3:11.980	53.597 53.597 59.508 1:53.105 58.078 2:51.183	57.031 57.031 41.658 1:38.689 50.133 2:28.822	1:01.93 1:01.932 48.068 1:50.000 56.030 2:46.030						
6	IP1 IP2 FL				1:15.77 1:15.775 56.603 2:12.378 55.951 3:08.329	1:14.55 1:14.557 56.634 2:11.911 54.165 3:05.356	1:15.28 1:15.285 56.244 2:11.529 54.206 3:05.735	1:13.93 1:13.933 1:02.77 2:16.709 6:19.49 PIT EXIT	1:02.08 1:02.080 45.086 1:47.166 55.093 2:42.259						
7	IP1 IP2 FL				55.333 55.333 40.650 1:35.983 48.319 2:24.301	51.664 51.664 38.603 1:30.267 44.107 2:14.374	53.506 53.506 39.865 1:33.371 48.665 2:22.036	1:01.48 1:01.486 43.223 1:44.709 2:14.35 PIT EXIT	4:17.49 4:17.496 45.102 5:02.598 56.147 5:58.745						
8	IP1 IP2 FL				55.620 55.620 42.269 1:37.889 48.795 2:26.684	50.679 50.679 38.577 1:29.256 44.026 2:13.282	51.321 51.321 39.958 1:31.279 46.869 2:18.148	58.965 58.965 42.350 1:41.315 49.620 2:30.935	1:00.83 1:00.833 45.754 1:46.587 2:25.65 PIT EXIT						
9	IP1 IP2 FL				55.732 55.732 41.021 1:36.753 47.651 2:24.404	52.544 52.544 37.824 1:30.368 44.794 2:15.162	53.395 53.395 40.661 1:34.056 2:39.89 PIT EXIT	56.392 56.392 41.291 1:37.683 52.085 2:29.768	1:03.11 1:03.112 45.050 1:48.162 53.341 2:41.503						
10	IP1 IP2 FL				56.048 56.048 41.170 1:37.218 50.083 2:27.301	51.463 51.463 38.307 1:29.770 44.539 2:14.308	56.031 56.031 38.739 1:34.770 45.828 2:20.598	56.335 56.335 43.339 1:39.674 49.944 2:29.618	1:03.27 1:03.277 44.523 1:47.800 53.595 2:41.395						
11	IP1 IP2 FL				56.182 56.182 41.670 1:37.852 2:12.49 PIT EXIT	50.874 50.874 37.917 1:28.791 44.323 2:13.114	51.670 51.670 38.320 1:29.990 44.500 2:14.490	56.289 56.289 42.153 1:38.442 51.525 2:29.967	1:01.43 1:01.432 44.209 1:45.641 53.325 2:38.966						
12	IP1 IP2 FL				58.926 58.926 41.966 1:40.892 48.224 2:29.116	50.712 50.712 38.151 1:28.863 2:17.36 PIT EXIT	53.309 53.309 38.234 1:31.543 45.506 2:17.049	57.182 57.182 42.081 1:39.263 51.433 2:30.696	1:01.63 1:01.630 44.019 1:45.649 53.798 2:39.447						
13	IP1 IP2 FL				56.705 56.705 41.776 1:38.481 48.478 2:26.959	52.735 52.735 39.051 1:31.786 44.309 2:16.095	52.112 52.112 38.783 1:30.895 46.597 2:17.492	58.821 58.821 42.685 1:41.506 50.704 2:32.210	1:01.42 1:01.429 44.399 1:45.828 53.306 2:39.134						
14	IP1 IP2 FL				55.443 55.443 40.865 1:36.308 48.642 2:24.950	50.945 50.945 38.118 1:29.063 44.836 2:13.899	52.364 52.364 38.470 1:30.834 45.210 2:16.043	1:09.04 1:09.042 1:24.96 2:34.011 3:44.62 PIT EXIT	1:00.71 1:00.711 44.258 1:44.969 54.322 2:39.291						
15	IP1 IP2 FL				55.550 55.550 41.725 1:37.275 48.714 2:25.989	50.788 50.788 37.677 1:28.465 44.686 2:13.151	51.230 51.230 38.280 1:29.510 44.824 2:14.334	1:03.01 1:03.011 42.650 1:45.661 50.045 2:35.706	1:00.65 1:00.652 44.088 1:44.740 53.406 2:38.146						
16	IP1 IP2 FL				55.949 55.949 41.286 1:37.235 48.579 2:25.814	50.918 50.918 38.141 1:29.059 44.841 2:13.900	51.051 51.051 41.330 1:32.381 50.592 2:22.972	1:05.53 1:05.538 44.901 1:50.439 52.363 2:42.802	1:01.10 1:01.102 43.899 1:45.001 53.914 2:38.915						
17	IP1 IP2 FL				55.655 55.655 41.072 1:36.727 49.015 2:25.742	50.799 50.799 37.623 1:28.422 45.104 2:13.526	53.092 53.092 38.742 1:31.834 46.624 2:18.457		1:01.73 1:01.731 43.799 1:45.530 53.705 2:39.235						
18	IP1 IP2 FL				55.544 55.544 41.655 1:37.199 49.552 2:26.751	51.155 51.155 37.491 1:28.646 44.532 2:13.178	51.800 51.800 38.986 1:30.786 45.267 2:16.053		-----						



20-22 octubre 2023

4
f16

Historic Endurance Race 1 ANALYSIS

Número		132		151		153		165		166		174		176	
Vta		Sector	Vuelta	Sector	Vuelta	Sector	Vuelta	Sector	Vuelta	Sector	Vuelta	Sector	Vuelta	Sector	Vuelta
19	IP1					55.761	55.761	50.786	50.786	51.369	51.369				
	IP2					41.923	1:37.684	38.041	1:28.827	38.278	1:29.647				
	FL	2:27.09	2:27.092			48.921	2:26.605	44.025	2:12.852	45.435	2:15.082				
20	IP1					56.237	56.237	52.785	52.785	51.761	51.761				
	IP2					42.024	1:38.261	38.036	1:30.821	39.705	1:31.466				
	FL	2:27.61	2:27.612			48.719	2:26.980	44.159	2:14.980	45.882	2:17.348				
21	IP1							51.994	51.994	51.496	51.496				
	IP2							37.847	1:29.841	38.176	1:29.672				
	FL		-----				-----	43.631	2:13.471	44.690	2:14.361				
22	IP1							52.493	52.493						
	IP2							38.740	1:31.233						
	FL							45.334	2:16.567		-----				



20-22 octubre 2023

5
f16

Historic Endurance Race 1 ANALYSIS

Número		184		187		204		220		221		225		227	
Vta		Sector	Vuelta	Sector	Vuelta	Sector	Vuelta	Sector	Vuelta	Sector	Vuelta	Sector	Vuelta	Sector	Vuelta
19	IP1	51.659	51.659	50.717	50.717	53.823	53.823	54.332	54.332	57.692	57.692	53.831	53.831		
	IP2	37.691	1:29.350	37.754	1:28.471	40.098	1:33.921	40.018	1:34.350	41.658	1:39.350	38.925	1:32.756		
	FL	45.317	2:14.667	43.686	2:12.156	46.827	2:20.748	47.956	2:22.306	50.967	2:30.317	46.201	2:18.957		
20	IP1	52.605	52.605	51.066	51.066	53.452	53.452	55.070	55.070	57.313	57.313	53.972	53.972		
	IP2	37.916	1:30.521	38.504	1:29.570	38.679	1:32.131	40.303	1:35.373	42.427	1:39.740	38.800	1:32.772		
	FL	43.959	2:14.480	44.461	2:14.031	46.484	2:18.615	48.618	2:23.991	50.314	2:30.054	46.226	2:18.997		
21	IP1	51.185	51.185	50.391	50.391	52.069	52.069					52.819	52.819		
	IP2	37.928	1:29.113	37.893	1:28.284	38.457	1:30.526					38.442	1:31.261		
	FL	44.346	2:13.459	44.065	2:12.348	47.289	2:17.815	-----	-----	-----	-----	45.988	2:17.248		
22	IP1	53.913	53.913	51.954	51.954										
	IP2	39.682	1:33.595	37.946	1:29.900										
	FL	47.116	2:20.711	44.403	2:14.303		-----						-----		



20-22 octubre 2023

6
f16

Historic Endurance Race 1 ANALYSIS

Número		234		255		257		317		0		0		0	
Vta		Sector	Vuelta	Sector	Vuelta	Sector	Vuelta	Sector	Vuelta	Sector	Vuelta	Sector	Vuelta	Sector	Vuelta
19	IP1	54.085	54.085	52.989	52.989	53.391	53.391	56.104	56.104						
	IP2	39.287	1:33.372	39.549	1:32.538	40.004	1:33.395	41.391	1:37.495						
	FL	48.049	2:21.421	45.726	2:18.264	46.518	2:19.913	49.198	2:26.693						
20	IP1			53.216	53.216	53.591	53.591	56.491	56.491						
	IP2			39.639	1:32.855	39.702	1:33.293	41.839	1:38.330						
	FL		-----	45.865	2:18.720	47.251	2:20.544	50.117	2:28.447						
21	IP1			54.378	54.378	53.084	53.084								
	IP2			39.366	1:33.744	39.944	1:33.028								
	FL			46.280	2:20.024	46.981	2:20.009		-----						
22	IP1														
	IP2														
	FL				-----		-----								

**f17****20-22 octubre 2023**

Historic Endurance Race 1 40 BEST LAPS

Dorsal	Piloto	Nat	Equipo	Maq.	Hora	Vuelta	Tiempo
19	Jordi Puig		Skualo	Ford	19:13:12	9	2:04.668
19	Jordi Puig		Skualo	Ford	18:55:55	2	2:05.189
19	Jordi Puig		Skualo	Ford	18:57:60	3	2:05.276
123	Santos/Vieira		Aurora Motorsport	Porsche	19:42:15	22	2:05.384
19	Jordi Puig		Skualo	Ford	19:27:16	15	2:05.389
19	Jordi Puig		Skualo	Ford	19:23:04	13	2:05.510
123	Santos/Vieira		Aurora Motorsport	Porsche	19:33:49	18	2:05.730
123	Santos/Vieira		Aurora Motorsport	Porsche	19:27:28	15	2:05.761
19	Jordi Puig		Skualo	Ford	19:25:010	14	2:05.820
19	Jordi Puig		Skualo	Ford	19:09:01	7	2:05.905
123	Santos/Vieira		Aurora Motorsport	Porsche	19:23:15	13	2:06.099
19	Jordi Puig		Skualo	Ford	18:53:50	1	2:06.164
19	Jordi Puig		Skualo	Ford	19:40:02	21	2:06.176
123	Santos/Vieira		Aurora Motorsport	Porsche	19:35:56	19	2:06.356
123	Santos/Vieira		Aurora Motorsport	Porsche	19:09:02	7	2:06.441
123	Santos/Vieira		Aurora Motorsport	Porsche	19:40:09	21	2:06.583
60	Pedro Bastos Rezende		Aurora Motorsport	Porsche	19:09:03	7	2:06.662
60	Pedro Bastos Rezende		Aurora Motorsport	Porsche	19:25:13	14	2:06.768
123	Santos/Vieira		Aurora Motorsport	Porsche	19:29:35	16	2:06.775
60	Pedro Bastos Rezende		Aurora Motorsport	Porsche	19:17:31	11	2:06.777
19	Jordi Puig		Skualo	Ford	19:35:46	19	2:06.783
19	Jordi Puig		Skualo	Ford	19:11:07	8	2:06.812
123	Santos/Vieira		Aurora Motorsport	Porsche	19:38:03	20	2:06.819
123	Santos/Vieira		Aurora Motorsport	Porsche	19:11:09	8	2:06.893
60	Pedro Bastos Rezende		Aurora Motorsport	Porsche	19:11:010	8	2:06.952
60	Pedro Bastos Rezende		Aurora Motorsport	Porsche	19:13:17	9	2:07.050
19	Jordi Puig		Skualo	Ford	19:33:39	18	2:07.055
60	Pedro Bastos Rezende		Aurora Motorsport	Porsche	19:15:24	10	2:07.057
60	Pedro Bastos Rezende		Aurora Motorsport	Porsche	19:33:43	18	2:07.113
60	Pedro Bastos Rezende		Aurora Motorsport	Porsche	19:35:50	19	2:07.209
123	Santos/Vieira		Aurora Motorsport	Porsche	18:56:00	2	2:07.335
123	Santos/Vieira		Aurora Motorsport	Porsche	19:13:17	9	2:07.367
19	Jordi Puig		Skualo	Ford	19:00:08	4	2:07.402
77	David Methley		Methley Motorsport	AC Cobra	19:09:04	7	2:07.444
123	Santos/Vieira		Aurora Motorsport	Porsche	18:58:07	3	2:07.491
123	Santos/Vieira		Aurora Motorsport	Porsche	19:25:22	14	2:07.507
60	Pedro Bastos Rezende		Aurora Motorsport	Porsche	18:58:09	3	2:07.538
60	Pedro Bastos Rezende		Aurora Motorsport	Porsche	19:31:36	17	2:07.573
60	Pedro Bastos Rezende		Aurora Motorsport	Porsche	19:27:20	15	2:07.586
60	Pedro Bastos Rezende		Aurora Motorsport	Porsche	19:40:06	21	2:07.614



20-22 octubre 2023

f18

Historic Endurance Race 1 TOP FIVE LAPS

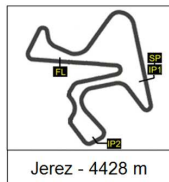
Piloto	Nat	Equipo	Top Five Laps					
19		Jordi Puig	Skualo	2:04.668	2:05.189	2:05.276	2:05.389	2:05.510
123		Santos/Vieira	Aurora Motorsport	2:05.384	2:05.730	2:05.761	2:06.099	2:06.356
60		Pedro Bastos Rezende	Aurora Motorsport	2:06.662	2:06.768	2:06.777	2:06.952	2:07.050
77		David Methley	Methley Motorsport	2:07.444	2:08.050	2:08.070	2:08.477	2:08.560
69		Maeers/Martin	Charlie Martin Motorsport	2:07.765	2:08.591	2:08.688	2:08.964	2:08.969
5		Paulo Lima	RP Motorsport	2:08.094	2:08.223	2:08.811	2:08.905	2:08.933
56		Adelman/McDonald	Hall & Hall	2:08.124	2:08.519	2:08.767	2:10.668	2:12.101
84		Sanches/Lopez	BS Motorsport	2:08.244	2:09.144	2:09.185	2:09.384	2:09.395
99		Meireles/Nina	Amaracing / Aurora Motorsport	2:09.591	2:09.833	2:09.890	2:09.900	2:10.196
227		Carlos Barbot	Foguete Racing	2:10.502	2:11.913	PARRILL		
83		Duarte/Jesus	Lisbon Sports & Classic Cars	2:10.885	2:11.101	2:13.186	2:13.603	2:13.734
14		Gomes/Afoito	Centro Clássico	2:10.893	2:10.997	2:11.084	2:12.037	2:12.626
187		Joebstl/Willis		2:11.487	2:11.672	2:12.156	2:12.348	2:12.390
165		Maximilien Huber	Calvin Motors	2:12.852	2:13.114	2:13.151	2:13.178	2:13.282
184		Jones/Atkinson		2:13.062	2:13.459	2:13.514	2:13.562	2:13.884
75		Brizado/Cardoso	Bayard / MRauto	2:14.120	2:14.860	2:14.987	2:15.354	2:15.534
166		Guillaume Huber	Calvin Motors	2:14.334	2:14.361	2:14.490	2:15.082	2:16.043
10		Ralf Huber	Calvin Motors	2:14.512	2:15.204	2:15.327	2:16.440	2:16.846
17		Paul O'Reilly		2:15.400	2:15.408	2:15.789	2:16.139	2:16.189
255		Carlos A Oliveira	Foguete Racing	2:15.700	2:17.741	2:17.842	2:18.264	2:18.580
55		Paul Daniels	Paul Daniels	2:15.952	2:16.815	2:16.906	2:16.939	2:17.072
58		Mark Pangborn	Mark Pangborn	2:17.179	2:17.227	2:17.238	2:17.505	2:17.564
132		Alonso/Zorrilla	Eficar Team	2:17.187	2:17.890	2:18.258	2:18.578	2:18.901
225		Poças/Santos		2:17.248	2:18.551	2:18.957	2:18.997	2:19.089
204		Max Smith Hillard		2:17.542	2:17.804	2:17.815	2:18.307	2:18.615
257		Smithies/Clarkson		2:17.929	2:18.799	2:19.221	2:19.364	2:19.682
1		Velasco/Freitas	Curated Garage	2:19.052	2:20.749	2:20.961	2:21.173	2:23.771
20		Pinto/Pedro	RP Motorsport/Squadra	2:19.691	2:19.945	2:19.998	2:20.640	2:21.307
234		Lambert/Lambert	Brian Lambert	2:20.715	2:20.979	2:21.084	2:21.306	2:21.387
92		Michel Mora	Garagem João Gomes	2:21.434	2:21.542	2:21.589	2:22.097	2:22.813
220		Paulo Rompante	RP Motorsport	2:22.306	2:22.319	2:22.547	2:22.591	2:22.606
317		Dal Maso/Carvalhosa	Garagem João Gomes	2:23.775	2:24.596	2:25.541	2:26.693	2:27.562



f18

Historic Endurance Race 1 TOP FIVE LAPS

Piloto	Nat	Equipo	Top Five Laps				
36	Rivera/Rivera	Real Circuito de Guadalope	2:23.967	2:26.148	2:26.283	2:26.540	2:26.711
153	Manuel de la Torre	Eficar Team	2:24.301	2:24.404	2:24.950	2:25.742	2:25.814
151	Delso/De Miguel	Clasicos Madrid	2:27.318	2:28.392	PARRILL		
221	Velez-Grilo/Velez-Grilo	Best Lap	2:28.594	2:29.339	2:29.515	2:29.745	2:30.054
174	Antonio Castro	Ultima Vuelta	2:28.822	2:28.986	2:29.053	2:29.618	2:29.768
50	Bevlacqua/Magalhães	Veiga Motorsport	2:29.976	2:31.152	2:31.196	2:32.420	2:32.821
176	Eduardo Davila	VDC Competición	2:38.146	2:38.915	2:38.966	2:39.134	2:39.235



f19

20-22 octubre 2023

Historic Endurance Race 1 40 BEST MAXIMUM SPEEDS

Dorsal	Piloto	Nat	Equipo	Maq.	Hora	Vuelta	Vmax
5	Paulo Lima		RP Motorsport	Ford	18:54:44	1	212,7
5	Paulo Lima		RP Motorsport	Ford	18:59:03	3	212,3
5	Paulo Lima		RP Motorsport	Ford	19:20:05	11	212,3
19	Jordi Puig		Skualo	Ford	18:52:32	0	211,9
5	Paulo Lima		RP Motorsport	Ford	18:52:36	0	211,8
5	Paulo Lima		RP Motorsport	Ford	18:56:53	2	210,9
5	Paulo Lima		RP Motorsport	Ford	19:12:11	8	210,9
5	Paulo Lima		RP Motorsport	Ford	19:14:20	9	210,8
5	Paulo Lima		RP Motorsport	Ford	19:16:28	10	210,5
19	Jordi Puig		Skualo	Ford	19:23:53	13	210,0
5	Paulo Lima		RP Motorsport	Ford	19:10:03	7	209,8
5	Paulo Lima		RP Motorsport	Ford	19:07:53	6	209,2
19	Jordi Puig		Skualo	Ford	18:58:48	3	209,1
5	Paulo Lima		RP Motorsport	Ford	19:26:34	14	208,8
5	Paulo Lima		RP Motorsport	Ford	19:24:24	13	208,6
19	Jordi Puig		Skualo	Ford	19:25:58	14	208,6
5	Paulo Lima		RP Motorsport	Ford	19:30:52	16	208,4
19	Jordi Puig		Skualo	Ford	19:17:33	10	208,3
19	Jordi Puig		Skualo	Ford	18:54:38	1	207,7
19	Jordi Puig		Skualo	Ford	19:21:47	12	207,3
5	Paulo Lima		RP Motorsport	Ford	19:37:23	19	207,1
5	Paulo Lima		RP Motorsport	Ford	19:39:33	20	207,1
77	David Methley		Methley Motorsport	AC Cobra	18:54:42	1	206,9
19	Jordi Puig		Skualo	Ford	19:28:04	15	206,7
5	Paulo Lima		RP Motorsport	Ford	19:22:15	12	206,5
5	Paulo Lima		RP Motorsport	Ford	19:28:44	15	206,5
77	David Methley		Methley Motorsport	AC Cobra	18:52:35	0	205,9
77	David Methley		Methley Motorsport	AC Cobra	18:56:50	2	205,9
5	Paulo Lima		RP Motorsport	Ford	19:41:46	21	205,9
77	David Methley		Methley Motorsport	AC Cobra	19:24:25	13	205,2
19	Jordi Puig		Skualo	Ford	19:07:43	6	205,1
19	Jordi Puig		Skualo	Ford	18:56:43	2	204,7
19	Jordi Puig		Skualo	Ford	19:11:55	8	204,7
19	Jordi Puig		Skualo	Ford	19:14:00	9	204,7
77	David Methley		Methley Motorsport	AC Cobra	19:12:02	8	204,5
10	Ralf Huber		Calvin Motors	Corvette	19:15:15	9	204,3
77	David Methley		Methley Motorsport	AC Cobra	19:41:52	21	203,5
77	David Methley		Methley Motorsport	AC Cobra	18:58:58	3	203,4
77	David Methley		Methley Motorsport	AC Cobra	19:07:45	6	202,4
77	David Methley		Methley Motorsport	AC Cobra	19:14:12	9	202,3



f20

20-22 octubre 2023

Historic Endurance Race 1 TOP FIVE MAXIMUM SPEEDS

Piloto	Nat Equipo	Top Five Vmax				
5 Paulo Lima	RP Motorsport	212,7	212,3	212,3	211,8	210,9
19 Jordi Puig	Skualo	211,9	210,0	209,1	208,6	208,3
77 David Methley	Methley Motorsport	206,9	205,9	205,9	205,2	204,5
10 Ralf Huber	Calvin Motors	204,3	200,4	199,2	196,2	194,3
69 Maeers/Martin	Charlie Martin Motorsport	199,3	198,0	197,3	197,3	196,4
123 Santos/Vieira	Aurora Motorsport	197,4	197,1	194,4	193,9	193,9
227 Carlos Barbot	Foguete Racing	195,5	191,4	187,4		
60 Pedro Bastos Rezende	Aurora Motorsport	194,6	193,0	192,7	192,5	192,4
99 Meireles/Nina	Amaracing / Aurora Motorsport	191,9	191,6	190,9	190,3	190,2
56 Adelman/McDonald	Hall & Hall	191,8	191,5	190,6	190,3	190,2
187 Joebstl/Willis		190,1	189,1	189,1	188,6	187,9
75 Brizado/Cardoso	Bayard / MRauto	189,9	189,6	189,0	187,9	187,6
83 Duarte/Jesus	Lisbon Sports & Classic Cars	189,9	188,4	187,0	186,8	183,9
55 Paul Daniels	Paul Daniels	188,9	187,8	187,7	187,7	187,7
184 Jones/Atkinson		187,7	186,2	186,1	186,0	186,0
84 Sanches/Lopez	BS Motorsport	187,5	185,9	185,4	185,0	184,6
255 Carlos A Oliveira	Foguete Racing	186,9	186,7	186,1	185,9	185,2
58 Mark Pangborn	Mark Pangborn	185,7	184,9	184,8	184,8	184,8
165 Maximilien Huber	Calvin Motors	185,6	185,5	185,5	185,2	185,2
257 Smithies/Clarkson		184,2	183,3	182,5	182,2	182,2
166 Guillaume Huber	Calvin Motors	183,0	182,8	182,6	182,2	182,2
17 Paul O'Reilly		183,0	181,5	181,2	180,3	180,1
151 Delso/De Miguel	Clasicos Madrid	182,4	180,6	170,3		
14 Gomes/Afoito	Centro Clássico	177,1	176,4	176,4	175,6	174,5
225 Poças/Santos		175,3	174,6	173,9	173,2	173,0
20 Pinto/Pedro	RP Motorsport/Squadra	173,3	172,8	172,7	171,7	171,5
174 Antonio Castro	Ultima Vuelta	169,4	166,3	162,3	161,9	160,5
204 Max Smith Hillard		169,3	168,4	168,4	168,3	167,8
153 Manuel de la Torre	Eficar Team	167,6	167,1	166,8	166,8	166,3
234 Lambert/Lambert	Brian Lambert	167,4	167,1	166,5	166,3	166,3
220 Paulo Rompante	RP Motorsport	166,7	162,3	162,2	162,0	161,9
92 Michel Mora	Garagem João Gomes	166,2	165,8	165,7	165,5	165,4

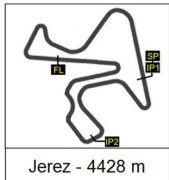


20-22 octubre 2023

f20

Historic Endurance Race 1 TOP FIVE MAXIMUM SPEEDS

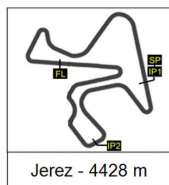
Piloto	Nat	Equipo	Top Five Vmax				
36	Rivera/Rivera	Real Circuito de Guadalope	166,1	165,8	165,7	165,5	165,1
1	Velasco/Freitas	Curated Garage	163,7	163,7	163,5	163,4	163,1
317	Dal Maso/Carvalhosa	Garagem João Gomes	163,1	163,0	162,5	162,3	161,5
50	Bevlacqua/Magalhães	Veiga Motorsport	154,5	154,3	154,2	154,1	153,0
221	Velez-Grilo/Velez-Grilo	Best Lap	149,9	149,2	148,9	148,6	148,4
176	Eduardo Davila	VDC Competición	134,4	134,3	134,2	134,0	133,9



Historic Endurance Race 1 PLANNING

Vta	1	2	3	4	5	6	7	8	9	10	11	12	13	14	15	16	17	18	19	20	21	22	23	24	25	26	27	28	29	30	31	32	
0	19	123	60	69	227	77	187	84	99	5	83	75	14	184	165	166	17	132	55	255	257	204	10	1	58	234	20	220	174	225	92	317	
1	19	123	60	77	69	5	227	84	83	187	99	165	14	75	184	132	17	255	55	257	58	166	20	1	204	220	225	174	151	56	92	153	
2	19	123	60	77	69	5	227	99	83	84	187	14	165	75	184	132	17	255	55	257	58	166	56	20	225	204	1	220	154	92	174	153	
3	19	123	60	77	69	5	99	83	14	165	187	84	75	184	17	132	56	255	55	257	58	20	225	204	166	1	220	92	153	174	317	36	
4	19	123	60	77	69	5	99	83	14	165	187	84	75	184	17	56	132	255	55	58	257	225	20	166	204	1	220	92	153	174	317	36	
5	19	123	60	77	69	5	99	83	14	165	187	84	75	184	17	56	132	255	55	58	257	225	20	166	204	1	220	92	153	174	317	36	
6	19	123	60	77	5	69	99	83	14	165	187	84	75	184	17	56	132	255	55	58	257	225	20	166	204	1	220	92	153	317	36	50	
7	19	123	60	77	5	69	99	83	14	165	187	56	84	75	184	17	255	132	58	257	20	225	55	204	166	1	220	92	153	317	10	36	
8	19	123	60	77	5	69	99	83	14	56	187	165	84	75	184	17	132	255	58	257	55	225	20	166	204	1	220	10	92	317	153	36	
9	19	123	60	77	5	69	99	56	14	165	75	184	17	132	58	255	55	225	20	257	204	1	10	220	92	317	153	36	187	84	166	221	
10	60	77	5	99	56	14	165	255	55	10	19	204	123	92	69	153	187	184	84	75	17	58	132	20	225	257	220	317	166	1	221	36	
11	60	14	165	55	19	10	123	77	5	69	99	56	187	84	184	75	17	255	58	204	20	225	257	132	92	220	166	153	317	1	221	36	
12	60	19	123	10	77	5	69	14	99	84	187	184	165	75	17	56	255	58	55	204	20	225	257	132	92	166	220	153	317	1	221	36	
13	19	60	123	40	5	77	69	99	14	84	187	184	165	75	17	56	255	58	55	204	20	225	257	166	132	92	220	153	317	1	221	36	
14	19	60	123	5	69	77	99	84	14	187	184	165	75	17	255	58	56	55	204	257	20	225	166	92	132	220	153	317	1	36	221	50	
15	19	60	123	5	69	77	99	84	187	14	184	165	75	17	255	58	55	204	56	257	225	20	166	92	132	220	153	317	1	36	221	50	
16	19	60	123	5	69	77	99	84	187	184	165	14	75	17	58	255	55	204	56	257	225	20	166	92	132	220	153	317	1	36	221	50	
17	19	60	123	5	69	77	99	84	187	184	165	14	75	17	58	255	55	204	56	257	225	20	166	92	132	220	132	153	317	2	36	221	50
18	19	60	123	5	69	77	84	99	187	184	165	75	14	17	58	255	55	204	56	257	166	225	20	166	92	132	220	132	153	317	2	36	221
19	19	60	123	69	5	77	84	99	187	184	165	75	14	17	58	255	55	204	56	257	166	225	20	166	92	132	220	132	153	317	2	36	221
20	19	60	123	5	77	84	99	187	184	165	75	17	14	55	58	204	255	166	257	225	20	166	92	220	132	153	317	2	36	221	1	2	
21	19	60	123	5	77	84	99	187	184	165	75	17	14	55	58	204	255	166	257	225	20	166	92	220	132	153	317	2	36	221	1	2	
22	19	60	123	5	77	84	99	187	165	184	75	17	14	55	58	204	255	166	257	225	20	166	92	220	132	153	317	2	36	221	1	2	





f22

20-22 octubre 2023

Historic Endurance Race 2 STARTING GRID



		2			1	
1	60	Pedro Bastos Rezende			19	Jordi Puig
		4				3
2	5	Paulo Lima			123	Santos/Vieira
		6				5
3	84	Sanches/Lopez			77	David Methley
		8				7
4	187	Joebstl/Willis			99	Meireles/Nina
		10				9
5	184	Jones/Atkinson			165	Maximilien Huber
		12				11
6	17	Paul O'Reilly			75	Brizido/Cardoso
		14				13
7	55	Paul Daniels			14	Gomes/Afoito
		16				15
8	204	Max Smith Hillard			58	Mark Pangborn
		18				17
9	166	Guillaume Huber			255	Carlos A Oliveira
		20				19
10	225	Poças/Santos			257	Smithies/Clarkson
		22				21
11	56	Adelman/McDonald			20	Pinto/Pedro
		24				23
12	220	Paulo Rompante			92	Michel Mora
		26				25
13	153	Manuel de la Torre			132	Alonso/Zorrilla
		28				27
14	36	Rivera/Rivera			317	Dal Maso/Carvalhosa
		30				29
15	1	Velasco/Freitas			221	Velez-Grilo/Velez-Grilo



20-22 octubre 2023

f22

Historic Endurance Race 2 STARTING GRID

16	234	Lambert/Lambert	32	69	Maeers/Martin	31
17	176	Eduardo Davila	34	50	Bevlacqua/Magalhães	33
18	10	Ralf Huber	36	174	Antonio Castro	35
19	227	Carlos Barbot	38	83	Duarte/Jesus	37
20				151	Delso/De Miguel	39

STEWARDS

RACE DIRECTOR

TIMEKEEPER