

**f22**

HISTORIC ENDURANCE RACE 2 CLASSIFICATION

CONDICIONES ATMOSFERICAS: **Soleado**ESTADO DE LA PISTA: **Seca**

Ord. #	Piloto	Club	Marca	Neum NV	Tiempo	Dif	VR	Vta	Ráp.
1	123 h76	Bruno SANTOS	Aurora Motorsport	Porsche	22	50:12.996	----	19	2:06.204
2	60 h76	Pedro BASTOS	Aurora Motorsport	Porsche	22	50:16.412	3.416	20	2:07.769
3	44 h76	Cláudio VIEIRA	Aurora Motorsport	Porsche	22	50:18.589	5.593	22	2:07.898
4	290	Miguel LOBO	Antunes Motorsport	Shelby	22	50:19.758	6.762	22	2:07.857
5	273 h65	Laurent JASPERS	JAC Motors Team	Jaguar	22	50:51.106	38.110	20	2:10.997
6	5 gtp	Paulo LIMA	RP Motorsport	Ford	22	51:13.999	1:01.003	9	2:06.294
7	10 h65	Max HUBER	Calvin Motors	Shelby	22	51:20.595	1:07.599	4	2:08.371
8	84 h76	BRION-LOPEZ	BS Motorsport	Porsche	22	52:41.564	2:28.568	20	2:11.048
9	19 gtp	PUIG-NOGAREDA	Skualo Competicion	Ford	21	50:37.078		1	2:14.136
10	83 h76	DUARTE-SILVA	Lisbon Sports & Classic Cars	Porsche	21	50:38.427	1 Vuelta	5	2:12.196
11	337 h71	DAL MASO-CARVALHOSA	Garagem João Gomes	Porsche	21	50:49.660	1 Vuelta	9	2:14.786
12	525	POÇAS-SANTOS	Aurora Motorsport	Porsche	21	51:02.178	1 Vuelta	7	2:15.432
13	20 h71	CERVEIRA-DIAS	RP Motorsport/Squadra	Alfa Romeo	21	51:05.551	1 Vuelta	10	2:14.897
14	132 h76	ALONSO-ZORRILLA	Eficar Team	Porsche	21	51:19.026	1 Vuelta	8	2:16.376
15	366 h65	Guillaume HUBER	Calvin Motors	Ford	21	51:32.394	1 Vuelta	5	2:19.259
16	28 h65	P-A FORSVALL	Curated Garage	Lotus	21	51:40.719	1 Vuelta	5	2:19.417
17	103 gds	Luis SOUSA	RP Motorsport	Ford	21	52:38.075	1 Vuelta	20	2:22.697
18	255 h65	Carlos A OLIVEIRA	Foguete Racing	Lotus	20	48:47.398	2 Vuelta	20	2:17.333
19	327 gds	NUNES-CARVALHOSA	Garagem João Gomes	Porsche	20	50:15.837	2 Vuelta	18	2:22.728
20	65 h76	SANCHEZ-SANCHEZ	Aurora Motorsport	Porsche	20	50:47.043	2 Vuelta	7	2:18.936
21	27 h65	Carlos BARBOT	Foguete Racing	Lotus	20	51:00.329	2 Vuelta	19	2:13.437
22	153 h71	DE LA TORRE/VELASCO	Eficar Team	Porsche	20	51:40.811	2 Vuelta	7	2:19.145
23	545 h71	François GUERIN	RP Motorsport	BMW	20	51:51.552	2 Vuelta	7	2:27.878
24	23 gds	Vincent TOURNEUR	Vincent Tourneur	Porsche	20	52:07.006	2 Vuelta	4	2:27.985
25	50 gds	BEVILACQUA-MAGALHÃE	Veiga Motorsport	Alfa Romeo	19	50:54.428	3 Vuelta	17	2:30.476
26	75 h76	BRIZIDO-PINA	Dr. Bayard / MRauto	Porsche	17	52:05.610	5 Vuelta	14	2:14.655
27	167 gds	NEVES-ANTUNES	Trisport Race	Datsun	12	31:29.954	10 Vuelta	7	2:26.555
28	174 h71	CASTRO-LANCHARES	Aurora Motorsport	Porsche	11	29:02.008	11 Vuelta	8	2:22.777
29	55 h76	Paul DANIELS	JWA Racing	Porsche	10	24:55.362	12 Vuelta	7	2:17.338
30	194 gtp	MACEDO-MACEDO	Gelcoe Motorsport	Ford	9	19:16.837	13 Vuelta	3	2:05.833
31	154 h71	Albert PECANINS	Skualo Competicion	Porsche	7	17:31.211	15 Vuelta	5	2:24.039
32	14 gtp	MIRA-AFOITO	Centro Clássico	Lotus	4	9:19.633	18 Vuelta	2	2:15.814
33	73 h71	BETHENCOURT-PINTO	Aurora Motorsport	Chevrolet	3	6:58.399	19 Vuelta	2	2:15.615
34	166	Ralf HUBER	Calvin Motors	Chevrolet	2	4:42.529	20 Vuelta	2	2:14.652

#5 ha sido penalizado con 41" en aplicación del artº 14.2 del RD 2024.

#10 ha sido penalizado con 41" en aplicación del artº 14.2 del RD 2024.

#84 ha sido penalizado con 61" en aplicación del artº 14.2.1 del RD 2024.

Vuelta rápida realizada por el piloto Nº 194.- MACEDO-MACEDO en un tiempo de 2:05.833 en la vuelta 3ª.

 Provisional Definitiva

Circuito de Jerez, 26 DE MAYO DE 2024

THE STEWARDS	RACE DIRECTOR	CHIEF TIMING OFFICER
Hora:	Hora:	RESULTADOS PUBLICADOS A LAS 14:25 HORAS

LiveTiming: live.crono-jerez.com
RACE READY
IBERIAN HISTORIC RACING


Pág 1 de 1

GUPE®



f23

HISTORIC ENDURANCE - GENTLEMEN DRIVER SPIRIT RACE 2 CLASSIFICATION

CONDICIONES ATMOSFERICAS: **Soleado**

ESTADO DE LA PISTA: **Seca**

Ord. #	Piloto	Club	Marca	Neum NV	Tiempo	Dif	VR	Vta Ráp.
1	103 gds Luis SOUSA	RP Motorsport	Ford	21	52:38.075	----	20	2:22.697
2	327 gds NUNES-CARVALHOSA	Garagem João Gomes	Porsche	20	50:15.837	1 Vuelta	18	2:22.728
3	23 gds Vincent TOURNEUR	Vincent Tourneur	Porsche	20	52:07.006	1 Vuelta	4	2:27.985
4	50 gds BEVILACQUA-MAGALHÃE	Veiga Motorsport	Alfa Romeo	19	50:54.428	2 Vuelta	17	2:30.476
5	167 gds NEVES-ANTUNES	Trisport Race	Datsun	12	31:29.954	9 Vuelta	7	2:26.555

Vuelta rápida realizada por el piloto Nº 194.- MACEDO-MACEDO en un tiempo de 2:05.833 en la vuelta 3ª.

Provisional

Definitiva

Circuito de Jerez, 26 DE MAYO DE 2024

THE STEWARDS	RACE DIRECTOR	CHIEF TIMING OFFICER
Hora:	Hora:	RESULTADOS PUBLICADOS A LAS 14:25 HORAS

LiveTiming: live.crono-jerez.com

Pág 1 de 1

RACE READY
IBERIAN HISTORIC RACING



GUPE®





f24

HISTORIC ENDURANCE - H-1965 RACE 2 CLASSIFICATION

CONDICIONES ATMOSFERICAS: **Soleado**

ESTADO DE LA PISTA: **Seca**

Ord. #	Piloto	Club	Marca	Neum NV	Tiempo	Dif	VR	Vta Ráp.
1	273 h65 Laurent JASPERS	JAC Motors Team	Jaguar	22	50:51.106	----	20	2:10.997
2	10 h65 Max HUBER	Calvin Motors	Shelby	22	51:20.595	29.489	4	2:08.371
3	366 h65 Guillaume HUBER	Calvin Motors	Ford	21	51:32.394	1 Vuelta	5	2:19.259
4	28 h65 P-A FORSVALL	Curated Garage	Lotus	21	51:40.719	1 Vuelta	5	2:19.417
5	255 h65 Carlos A OLIVEIRA	Foguete Racing	Lotus	20	48:47.398	2 Vuelta	20	2:17.333
6	27 h65 Carlos BARBOT	Foguete Racing	Lotus	20	51:00.329	2 Vuelta	19	2:13.437

#10 ha sido penalizado con 41" en aplicación del artº 14.2 del RD 2024.

Vuelta rápida realizada por el piloto Nº 194.- MACEDO-MACEDO en un tiempo de 2:05.833 en la vuelta 3ª.

Provisional

Definitiva

Circuito de Jerez, 26 DE MAYO DE 2024

THE STEWARDS	RACE DIRECTOR	CHIEF TIMING OFFICER
Hora:	Hora:	RESULTADOS PUBLICADOS A LAS 14:25 HORAS

LiveTiming: live.crono-jerez.com

Pág 1 de 1





f25

HISTORIC ENDURANCE - GTP & SPORTS CARS RACE 2 CLASSIFICATION

CONDICIONES ATMOSFERICAS: **Soleado**

ESTADO DE LA PISTA: **Seca**

Ord. #	Piloto	Club	Marca	Neum NV	Tiempo	Dif	VR	Vta Ráp.
1	5 gtp Paulo LIMA	RP Motorsport	Ford	22	51:13.999	----	9	2:06.294
2	19 gtp PUIG-NOGAREDA	Skualo Competicion	Ford	21	50:37.078	1 Vuelta	1	2:14.136
3	194 gtp MACEDO-MACEDO	Gelcoe Motorsport	Ford	9	19:16.837	13 Vuelta	3	2:05.833
4	14 gtp MIRA-AFOITO	Centro Clásico	Lotus	4	9:19.633	18 Vuelta	2	2:15.814

#5 ha sido penalizado con 41" en aplicación del artº 14.2 del RD 2024.

Vuelta rápida realizada por el piloto Nº 194.- MACEDO-MACEDO en un tiempo de 2:05.833 en la vuelta 3ª.

Provisional

Definitiva

Circuito de Jerez, 26 DE MAYO DE 2024

THE STEWARDS Hora:	RACE DIRECTOR Hora:	CHIEF TIMING OFFICER RESULTADOS PUBLICADOS A LAS 14:25 HORAS
-----------------------	------------------------	---

LiveTiming: live.crono-jerez.com

Pág 1 de 1

RACE READY
IBERIAN HISTORIC RACING



GUPE®





f26

HISTORIC ENDURANCE - H-1971 RACE 2 CLASSIFICATION

CONDICIONES ATMOSFERICAS: **Soleado**

ESTADO DE LA PISTA: **Seca**

Ord. #	Piloto	Club	Marca	Neum NV	Tiempo	Dif	VR	Vta Ráp.
1 337	h71 DAL MASO-CARVALHOSA	Garagem João Gomes	Porsche	21	50:49.660	----	9	2:14.786
2 20	h71 CERVEIRA-DIAS	RP Motorsport/Squadra	Alfa Romeo	21	51:05.551	15.891	10	2:14.897
3 153	h71 DE LA TORRE/VELASCO	Eficar Team	Porsche	20	51:40.811	1 Vuelta	7	2:19.145
4 545	h71 François GUERIN	RP Motorsport	BMW	20	51:51.552	1 Vuelta	7	2:27.878
5 174	h71 CASTRO-LANCHARES	Aurora Motorsport	Porsche	11	29:02.008	10 Vuelta	8	2:22.777
6 154	h71 Albert PECANINS	Skualo Competicion	Porsche	7	17:31.211	14 Vuelta	5	2:24.039
7 73	h71 BETHENCOURT-PINTO	Aurora Motorsport	Chevrolet	3	6:58.399	18 Vuelta	2	2:15.615

Vuelta rápida realizada por el piloto Nº 194.- MACEDO-MACEDO en un tiempo de 2:05.833 en la vuelta 3ª.

Provisional

Definitiva

Circuito de Jerez, 26 DE MAYO DE 2024

THE STEWARDS	RACE DIRECTOR	CHIEF TIMING OFFICER
Hora:	Hora:	RESULTADOS PUBLICADOS A LAS 14:25 HORAS

LiveTiming: live.crono-jerez.com

Pág 1 de 1

RACE READY
IBERIAN HISTORIC RACING



GUPE®





f27

HISTORIC ENDURANCE - H-1976 RACE 2 CLASSIFICATION

CONDICIONES ATMOSFERICAS: **Soleado**

ESTADO DE LA PISTA: **Seca**

Ord. #	Piloto	Club	Marca	Neum NV	Tiempo	Dif	VR	Vta Ráp.
1	123 h76 Bruno SANTOS	Aurora Motorsport	Porsche	22	50:12.996	----	19	2:06.204
2	60 h76 Pedro BASTOS	Aurora Motorsport	Porsche	22	50:16.412	3.416	20	2:07.769
3	44 h76 Cláudio VIEIRA	Aurora Motorsport	Porsche	22	50:18.589	5.593	22	2:07.898
4	84 h76 BRION-LOPEZ	BS Motorsport	Porsche	22	52:41.564	2:28.568	20	2:11.048
5	83 h76 DUARTE-SILVA	Lisbon Sports & Classic Cars	Porsche	21	50:38.427	1 Vuelta	5	2:12.196
6	132 h76 ALONSO-ZORRILLA	Eficar Team	Porsche	21	51:19.026	1 Vuelta	8	2:16.376
7	65 h76 SANCHEZ-SANCHEZ	Aurora Motorsport	Porsche	20	50:47.043	2 Vuelta	7	2:18.936
8	75 h76 BRIZIDO-PINA	Dr. Bayard / MRauto	Porsche	17	52:05.610	5 Vuelta	14	2:14.655
9	55 h76 Paul DANIELS	JWA Racing	Porsche	10	24:55.362	12 Vuelta	7	2:17.338

#84 ha sido penalizado con 61" en aplicación del artº 14.2.1 del RD 2024.

Vuelta rápida realizada por el piloto Nº 194.- MACEDO-MACEDO en un tiempo de 2:05.833 en la vuelta 3ª.

Provisional

Definitiva

Circuito de Jerez, 26 DE MAYO DE 2024

THE STEWARDS	RACE DIRECTOR	CHIEF TIMING OFFICER
Hora:	Hora:	RESULTADOS PUBLICADOS A LAS 14:25 HORAS

LiveTiming: live.crono-jerez.com


Pág 1 de 1

RACE READY
IBERIAN HISTORIC RACING



GUPE®





f28

HISTORIC ENDURANCE RACE 2 LAP BY LAP

Vuelta	5	10	14	19	20	23	27	28	44	50	55	60
1	2:07.446	2:11.123	2:18.707	2:14.136*	2:18.504	2:30.329	2:15.923	2:22.947	2:10.601	2:35.119	2:21.851	2:10.514
2	2:06.688	2:09.572	2:15.814*	2:14.268	2:15.888	2:30.332	2:17.137	2:21.278	2:11.774	2:33.139	2:21.205	2:09.197
3	2:06.804	2:10.385	2:16.379	2:25.439	2:16.262	2:29.709	2:16.029	2:20.755	2:07.921	2:35.193	2:19.611	2:08.618
4	2:07.087	2:08.371*	2:17.543	2:17.187	2:15.326	2:27.985*	2:14.664	2:20.372	2:09.470	2:36.889	2:19.619	2:08.483
5	2:06.456	2:09.298		2:15.955	2:15.279	2:29.291	2:15.271	2:19.417*	2:08.835	2:37.333	2:18.561	2:08.229
6	2:06.713	2:11.173		2:16.549	2:16.342	2:30.538	2:14.732	2:20.078	2:08.971	2:37.360	2:17.507	2:08.949
7	2:07.098	2:09.838		2:15.796	2:16.017	2:28.421	PIT EXIT	2:19.612	2:08.276	2:39.461	2:17.338*	2:09.135
8	2:06.476	2:11.271		2:16.287	2:15.956	2:29.078	2:19.583	2:19.459	2:08.715	2:37.658	2:17.464	2:09.161
9	2:06.294*	2:11.047		2:15.509	2:15.691	PIT EXIT	PIT EXIT	2:19.744	2:08.599	2:37.418	2:22.765	2:09.198
10	2:07.829	2:08.504		2:15.009	2:14.897*	2:36.402	2:16.848	PIT EXIT	2:08.520	PIT EXIT	PIT EXIT	2:08.371
11	2:07.452	PIT EXIT		PIT EXIT	2:15.893	2:30.806	2:13.688	2:22.243	2:08.518	2:36.241		2:09.380
12	2:19.371	2:12.094		2:19.871	PIT EXIT	2:37.191	2:14.319	2:20.721	2:08.863	2:34.228		2:09.244
13	PIT EXIT	2:08.930		2:17.636	2:29.882	2:37.492	2:26.506	2:26.075	PIT EXIT	2:35.019		PIT EXIT
14	2:10.818	2:11.671		2:20.252	2:24.942	2:35.147	2:26.577	2:27.492	2:12.613	2:39.372		2:13.999
15	2:14.899	2:10.156		2:21.908	2:26.981	2:31.162	2:26.160	2:34.095	2:09.809	2:33.138		2:10.161
16	2:19.187	2:23.033		3:15.518	3:09.232	2:31.107	2:29.923	2:25.464	2:25.909	2:34.571		2:25.884
17	3:16.608	3:03.596		2:26.186	2:26.771	2:31.767	2:14.816	2:24.147	3:04.488	2:30.476*		3:04.177
18	2:26.885	2:31.959		2:15.622	2:24.310	2:29.052	2:13.603	2:22.578	2:25.515	2:36.086		2:26.104
19	2:08.400	2:11.810		2:15.608	2:21.113	2:30.407	2:13.437*	2:21.655	2:12.182	2:35.202		2:09.574
20	2:07.799	2:10.993		2:14.978	2:20.745	2:32.723	2:15.265	2:21.281	2:09.153			2:07.769*
21	2:25.404	2:09.515		2:14.451	2:21.151			2:26.422	2:10.649			2:10.873
22	2:58.162	2:55.393							2:07.898*			2:09.718

Vuelta	65	73	75	83	84	123	132	153	154	166	167	174
1						2:08.823	2:19.356	2:21.824	2:31.807	2:16.449	2:30.518	2:31.198
1	2:22.209	2:17.784	2:14.921	2:16.634	2:17.110							
2						2:07.377	2:19.886	2:21.227	2:27.436	2:14.652*	2:27.282	2:26.024
2	2:19.405	2:15.615*	2:15.530	2:16.048	2:16.611							
3						2:06.778	2:18.706	2:21.163	2:26.687		2:27.731	2:25.749
3	2:19.244	2:15.979	2:15.693	2:15.672	2:16.981							
4						2:06.630	2:19.227	2:19.395	2:25.956		2:26.662	2:26.332
4	2:19.112		2:15.773	2:14.195	2:16.138							
5						2:06.907	2:18.690	2:19.883	2:24.039*		2:26.623	2:24.286
5	2:19.726		2:15.264	2:12.196*	2:15.650							
6						2:06.472	2:19.380	2:19.465	2:25.537		2:27.495	2:26.027
6	2:19.975		PIT EXIT	2:12.369	2:15.620							
7						2:07.947	2:16.853	2:19.145*	2:26.531		2:26.555*	2:26.884
7	2:18.936*		2:26.494	2:13.964	2:16.242							
8						2:06.496	2:16.376*	2:20.144			2:29.431	2:22.777*
8	2:21.018		PIT EXIT	2:14.307	PIT EXIT							
9						2:07.390	2:17.060	2:19.864			2:27.764	2:25.424
9	2:22.274		2:24.860	2:15.631	2:15.219							
10						2:08.633	PIT EXIT	PIT EXIT			PIT EXIT	PIT EXIT
10	2:19.942		2:29.839	PIT EXIT	2:11.262							
11						2:09.545	2:27.083	2:34.512			2:34.945	2:26.359
11	2:21.862		2:37.586	2:22.401	2:12.056							
12						2:09.725	2:21.702	2:29.712			2:27.434	

LiveTiming: live.crono-jerez.com

Pág 1 de 3


RACE READY
IBERIAN HISTORIC RACING

Cuervo y Sobrinos

GUPE[®]

beira down
GAMES

CRONO JEREZ



f28

HISTORIC ENDURANCE RACE 2 LAP BY LAP

Vuelta	65	73	75	83	84	123	132	153	154	166	167	174
12	PIT EXIT		2:33.241	2:17.304	2:11.526							
13						PIT EXIT	2:21.553	2:31.808				
13	2:42.197		2:17.360	2:16.842	2:13.094							
14						2:10.702	2:25.447	2:33.041				
14	2:42.175		2:14.655*	2:19.288	2:13.660							
15						2:12.841	2:26.484	3:04.298				
15	2:48.272		2:16.880	2:24.181	2:19.953							
16						2:22.341	2:39.416	2:29.293				
16	2:40.916		2:16.935	3:14.997	2:37.771							
17						3:16.753	2:31.873	2:28.387				
17	2:34.410		2:20.989	2:27.737	2:33.347							
18						2:27.132	2:23.295	2:27.325				
18	2:31.446			2:17.683	2:14.886							
19						2:06.204*	2:21.192	2:27.437				
19	2:34.844			2:15.209	2:11.577							
20						2:06.997	2:19.814	2:29.188				
20	2:29.759			2:14.237	2:11.048*							
21						2:09.455	2:21.351					
21				2:14.950	2:12.272							
22					3:12.348	2:16.310						

Vuelta	194	255	273	290	327	337	366	525	545			
1	2:10.915	2:19.983	2:14.084	2:11.075	2:28.086	2:17.537	2:20.858	2:18.947	2:29.193			
1										2:27.337		
2	2:07.916	2:19.317	2:14.443	2:09.289	2:25.821	2:16.410	2:21.817	2:17.699	2:29.408			
2										2:25.246		
3	2:05.833*	2:20.704	2:12.380	2:08.303	2:26.348	2:17.593	2:24.996	2:16.784	2:30.371			
3										2:23.913		
4	2:06.947	2:18.822	2:11.924	2:08.328	2:27.372	2:16.989	2:19.783	2:16.587	2:27.904			
4										2:24.664		
5	2:06.315	2:20.164	2:11.635	2:07.938	2:25.051	2:19.407	2:19.259*	2:20.013	2:28.385			
5										2:23.695		
6	2:07.621	2:19.361	2:12.638	2:09.662	2:25.624	2:20.793	2:20.476	2:17.360	2:30.388			
6										2:24.038		
7	2:09.545	2:19.334	2:12.090	2:09.018	2:25.977	2:18.508	2:20.416	2:15.432*	2:27.878*			
7										2:24.511		
8	2:09.662	2:17.592	2:12.750	2:09.815	2:24.733	2:15.308	2:21.073	2:16.233	2:28.126			
8										2:25.812		
9	2:08.731	2:22.072	2:14.233	2:08.285	2:24.657	2:14.786*	PIT EXIT	2:16.060	2:29.139			
9										PIT EXIT		
10		2:21.531	2:11.825	PIT EXIT	PIT EXIT	2:15.433	2:28.937	2:16.169	PIT EXIT			
10										2:29.345		
11		PIT EXIT	2:11.544	2:13.295	2:26.418	PIT EXIT	2:20.367	PIT EXIT	2:32.462			
11										2:24.806		
12		2:22.193	2:11.815	2:09.772	2:24.017	2:18.663	2:20.112	2:22.359	2:29.590			
12										2:24.930		
13		2:19.163	PIT EXIT	2:09.542	2:25.430	2:16.859	2:27.142	2:21.407	2:31.017			
13										2:24.553		

LiveTiming: live.crono-jerez.com

Pág 2 de 3

RACE READY
IBERIAN HISTORIC RACING



GUPE®





f28

HISTORIC ENDURANCE RACE 2 LAP BY LAP

Vuelta	194	255	273	290	327	337	366	525	545			
14		2:21.725	2:15.820	2:10.347	2:28.935	2:19.588	2:23.871	2:21.049	2:33.170			
14										2:23.685		
15		2:28.769	2:14.075	2:09.817	2:27.739	2:27.787	2:33.809	2:26.866	3:03.820			
15										2:32.082		
16		2:27.781	2:21.497	2:22.168	2:29.345	3:04.477	2:25.456	3:04.299	2:32.502			
16										2:33.154		
17		2:31.433	2:31.058	3:05.430	2:24.717	2:25.428	2:23.442	2:26.032	2:30.428			
17										2:24.217		
18		2:18.345	2:30.756	2:24.186	2:22.728*	2:18.189	2:20.187	2:20.156	2:29.173			
18										2:23.051		
19		2:18.100	2:11.934	2:12.212	2:23.218	2:18.050	2:20.480	2:20.404	2:29.328			
19										2:23.131		
20		2:17.333*	2:10.997*	2:09.221	2:24.061	2:17.726	2:21.664	2:20.407	2:29.724			
20										2:22.697*		
21			2:12.014	2:10.540		2:16.670	2:21.392	2:21.324				
21										2:25.337		
22			2:13.063	2:07.857*								

LiveTiming: live.crono-jerez.com

RACE READY
IBERIAN HISTORIC RACING



Pág 3 de 3

GUPE®





1
f29

HISTORIC ENDURANCE RACE 2 ANALYSIS

Número	5		10		14		19		20		23		27		
Vta	Sector	Vuelta	Sector	Vuelta	Sector	Vuelta	Sector	Vuelta	Sector	Vuelta	Sector	Vuelta	Sector	Vuelta	
19	IP1	49.632	49.632	50.137	50.137			51.856	51.856	54.010	54.010	57.007	57.007	51.616	51.616
	IP2	37.041	1:26.673	37.582	1:27.719			38.639	1:30.495	40.197	1:34.207	42.601	1:39.608	37.725	1:29.341
	FL	41.727	2:08.400	44.091	2:11.810			45.113	2:15.608	46.906	2:21.113	50.799	2:30.407	44.096	2:13.437
20	IP1	49.015	49.015	49.721	49.721			51.546	51.546	54.484	54.484	59.085	59.085	51.427	51.427
	IP2	36.825	1:25.840	38.553	1:28.274			38.806	1:30.352	39.833	1:34.317	43.344	1:42.429	37.673	1:29.100
	FL	41.959	2:07.799	42.719	2:10.993			44.626	2:14.978	46.428	2:20.745	50.294	2:32.723	46.165	2:15.265
21	IP1	49.108	49.108	49.918	49.918			51.552	51.552	55.002	55.002				
	IP2	50.588	1:39.696	37.033	1:26.951			39.141	1:30.693	39.542	1:34.544				
	FL	45.708	2:25.404	42.564	2:09.515			43.758	2:14.451	46.607	2:21.151				
22	IP1	51.857	51.857	50.971	50.971										
	IP2	39.009	1:30.866	37.710	1:28.681										
	FL	1:27.29	2:58.162	1:26.71	2:55.393										



HISTORIC ENDURANCE RACE 2 ANALYSIS

Número	28		44		50		55		60		65		73	
Vta	Sector	Vuelta	Sector	Vuelta	Sector	Vuelta	Sector	Vuelta	Sector	Vuelta	Sector	Vuelta	Sector	Vuelta
19	IP1	54.002	54.002	51.500	51.500	1:00.59	1:00.594			50.032	50.032	58.938	58.938	
	IP2	40.567	1:34.569	36.915	1:28.415	43.126	1:43.720			36.893	1:26.925	44.461	1:43.399	
	FL	47.086	2:21.655	43.767	2:12.182	51.482	2:35.202			42.649	2:09.574	51.445	2:34.844	
20	IP1	54.277	54.277	49.211	49.211					48.871	48.871	57.598	57.598	
	IP2	40.373	1:34.650	36.406	1:25.617					35.974	1:24.845	42.075	1:39.673	
	FL	46.631	2:21.281	43.536	2:09.153		-----			42.924	2:07.769	50.086	2:29.759	
21	IP1	54.775	54.775	49.061	49.061					48.959	48.959			
	IP2	41.212	1:35.987	37.720	1:26.781					38.003	1:26.962			
	FL	50.435	2:26.422	43.868	2:10.649					43.911	2:10.873		-----	
22	IP1			49.017	49.017					49.841	49.841			
	IP2			36.312	1:25.329					36.677	1:26.518			
	FL		-----	42.569	2:07.898					43.200	2:09.718			



3
f29

HISTORIC ENDURANCE RACE 2 ANALYSIS

Número	75		83		84		103		123		132		153		
	Vta	Sector	Vuelta	Sector	Vuelta	Sector	Vuelta	Sector	Vuelta	Sector	Vuelta	Sector	Vuelta		
19	IP1			51.817	51.817	50.511	50.511	54.807	54.807	48.271	48.271	54.383	54.383	55.385	55.385
	IP2			38.247	1:30.064	37.367	1:27.878	40.234	1:35.041	35.889	1:24.160	40.110	1:34.493	41.943	1:37.328
	FL			45.145	2:15.209	43.699	2:11.577	48.090	2:23.131	42.044	2:06.204	46.699	2:21.192	50.109	2:27.437
20	IP1			51.285	51.285	50.096	50.096	54.458	54.458	48.600	48.600	53.915	53.915	56.432	56.432
	IP2			38.020	1:29.305	37.276	1:27.372	40.134	1:34.592	35.966	1:24.566	39.942	1:33.857	41.936	1:38.368
	FL			44.932	2:14.237	43.676	2:11.048	48.105	2:22.697	42.431	2:06.997	45.957	2:19.814	50.820	2:29.188
21	IP1			51.368	51.368	50.503	50.503	56.123	56.123	50.531	50.531	54.467	54.467		
	IP2			38.710	1:30.078	37.504	1:28.007	40.851	1:36.974	36.168	1:26.699	40.632	1:35.099		
	FL			44.872	2:14.950	44.265	2:12.272	48.363	2:25.337	42.756	2:09.455	46.252	2:21.351		-----
22	IP1					3:01.76	3:01.766			49.641	49.641				
	IP2					37.138	1:27.760			38.039	1:27.680				
	FL				-----	10.582	3:12.348		-----	48.630	2:16.310		-----		



4
f29

HISTORIC ENDURANCE RACE 2 ANALYSIS

Número		154		166		167		174		194		255		273	
Vta		Sector	Vuelta	Sector	Vuelta	Sector	Vuelta	Sector	Vuelta	Sector	Vuelta	Sector	Vuelta	Sector	Vuelta
19	IP1											53.330	53.330	50.777	50.777
	IP2											39.171	1:32.501	37.363	1:28.140
	FL											45.599	2:18.100	43.794	2:11.934
20	IP1											52.659	52.659	50.100	50.100
	IP2											39.278	1:31.937	37.662	1:27.762
	FL											45.396	2:17.333	43.235	2:10.997
21	IP1													50.430	50.430
	IP2													37.682	1:28.112
	FL													43.902	2:12.014
22	IP1													50.322	50.322
	IP2													37.706	1:28.028
	FL													45.035	2:13.063



Jerez - 4428 m



5
f29

HISTORIC ENDURANCE RACE 2 ANALYSIS

		290		327		337		366		525		545		0	
	Vta	Sector	Vuelta	Sector	Vuelta	Sector	Vuelta	Sector	Vuelta	Sector	Vuelta	Sector	Vuelta	Sector	Vuelta
1	IP1	50.759	50.759	56.804	56.804	52.408	52.408	54.181	54.181	53.181	53.181	58.240	58.240		
	IP2	37.215	1:27.974	42.059	1:38.863	38.970	1:31.378	40.425	1:34.606	39.349	1:32.530	41.463	1:39.703		
	FL	43.101	2:11.075	49.223	2:28.086	46.159	2:17.537	46.252	2:20.858	46.417	2:18.947	49.490	2:29.193		
2	IP1	49.314	49.314	55.989	55.989	52.205	52.205	53.540	53.540	53.067	53.067	57.788	57.788		
	IP2	36.971	1:26.285	41.146	1:37.135	38.562	1:30.767	40.729	1:34.269	38.597	1:31.664	41.584	1:39.372		
	FL	43.004	2:09.289	48.686	2:25.821	45.643	2:16.410	47.548	2:21.817	46.035	2:17.699	50.036	2:29.408		
3	IP1	49.368	49.368	56.461	56.461	52.283	52.283	55.463	55.463	52.911	52.911	56.938	56.938		
	IP2	36.575	1:25.943	41.034	1:37.495	39.751	1:32.034	42.721	1:38.184	38.402	1:31.313	42.821	1:39.759		
	FL	42.360	2:08.303	48.853	2:26.348	45.559	2:17.593	46.812	2:24.996	45.471	2:16.784	50.612	2:30.371		
4	IP1	49.006	49.006	55.836	55.836	52.217	52.217	53.545	53.545	52.412	52.412	56.511	56.511		
	IP2	36.702	1:25.708	42.425	1:38.261	38.543	1:30.760	40.895	1:34.440	38.647	1:31.059	41.958	1:38.469		
	FL	42.620	2:08.328	49.111	2:27.372	46.229	2:16.989	45.343	2:19.783	45.528	2:16.587	49.435	2:27.904		
5	IP1	49.103	49.103	56.020	56.020	53.577	53.577	52.993	52.993	52.427	52.427	56.878	56.878		
	IP2	36.594	1:25.697	40.424	1:36.444	39.410	1:32.987	40.347	1:33.340	38.728	1:31.155	41.603	1:38.481		
	FL	42.241	2:07.938	48.607	2:25.051	46.420	2:19.407	45.919	2:19.259	48.858	2:20.013	49.904	2:28.385		
6	IP1	50.139	50.139	55.402	55.402	53.813	53.813	53.370	53.370	52.834	52.834	57.268	57.268		
	IP2	36.664	1:26.803	40.473	1:35.875	39.374	1:33.187	40.982	1:34.352	38.496	1:31.330	43.654	1:40.922		
	FL	42.859	2:09.662	49.749	2:25.624	47.606	2:20.793	46.124	2:20.476	46.030	2:17.360	49.466	2:30.388		
7	IP1	49.105	49.105	55.484	55.484	53.182	53.182	53.115	53.115	52.144	52.144	57.160	57.160		
	IP2	37.386	1:26.491	41.203	1:36.687	39.116	1:32.298	40.733	1:33.848	38.073	1:30.217	41.513	1:38.673		
	FL	42.527	2:09.018	49.290	2:25.977	46.210	2:18.508	46.568	2:20.416	45.215	2:15.432	49.205	2:27.878		
8	IP1	49.371	49.371	56.156	56.156	51.981	51.981	52.973	52.973	52.272	52.272	57.343	57.343		
	IP2	37.043	1:26.414	40.286	1:36.442	38.499	1:30.480	41.370	1:34.343	38.505	1:30.777	41.364	1:38.707		
	FL	43.401	2:09.815	48.291	2:24.733	44.828	2:15.308	46.730	2:21.073	45.456	2:16.233	49.419	2:28.126		
9	IP1	49.220	49.220	55.468	55.468	51.461	51.461	55.533	55.533	52.497	52.497	57.324	57.324		
	IP2	36.745	1:25.965	40.550	1:36.018	38.410	1:29.871	40.791	1:36.324	38.260	1:30.757	41.649	1:38.973		
	FL	42.320	2:08.285	48.639	2:24.657	44.915	2:14.786	2:05.33	PIT EXIT	45.303	2:16.060	50.166	2:29.139		
10	IP1	49.191	49.191	56.417	56.417	52.000	52.000	1:00.11	1:00.115	52.093	52.093	57.463	57.463		
	IP2	37.257	1:26.448	41.694	1:38.111	38.364	1:30.364	42.286	1:42.401	38.815	1:30.908	42.727	1:40.190		
	FL	2:04.03	PIT EXIT	2:09.18	PIT EXIT	45.069	2:15.433	46.536	2:28.937	45.261	2:16.169	1:48.62	PIT EXIT		
11	IP1	52.612	52.612	57.507	57.507	52.480	52.480	53.555	53.555	52.527	52.527	1:00.91	1:00.912		
	IP2	36.811	1:29.423	40.218	1:37.725	39.060	1:31.540	40.545	1:34.100	38.621	1:31.148	42.075	1:42.987		
	FL	43.872	2:13.295	48.693	2:26.418	2:08.39	PIT EXIT	46.267	2:20.367	2:01.16	PIT EXIT	49.475	2:32.462		
12	IP1	50.208	50.208	55.408	55.408	54.245	54.245	53.360	53.360	55.628	55.628	57.109	57.109		
	IP2	36.495	1:26.703	40.326	1:35.734	39.090	1:33.335	40.783	1:34.143	39.635	1:35.263	41.794	1:38.903		
	FL	43.069	2:09.772	48.283	2:24.017	45.328	2:18.663	45.969	2:20.112	47.096	2:22.359	50.687	2:29.590		
13	IP1	48.959	48.959	55.157	55.157	52.793	52.793	53.152	53.152	53.576	53.576	57.495	57.495		
	IP2	36.552	1:25.511	41.074	1:36.231	38.818	1:31.611	45.307	1:38.459	40.213	1:33.789	43.272	1:40.767		
	FL	44.031	2:09.542	49.199	2:25.430	45.248	2:16.859	48.683	2:27.142	47.618	2:21.407	50.250	2:31.017		
14	IP1	48.789	48.789	55.980	55.980	53.229	53.229	53.284	53.284	54.068	54.068	57.619	57.619		
	IP2	37.682	1:26.471	41.804	1:37.784	40.081	1:33.310	41.724	1:35.008	40.802	1:34.870	42.969	1:40.588		
	FL	43.876	2:10.347	51.151	2:28.935	46.278	2:19.588	48.863	2:23.871	46.179	2:21.049	52.582	2:33.170		
15	IP1	49.225	49.225	56.806	56.806	52.515	52.515	1:00.30	1:00.307	53.438	53.438	57.846	57.846		
	IP2	37.713	1:26.938	41.505	1:38.311	44.240	1:36.755	43.232	1:43.539	42.445	1:35.883	1:11.31	2:09.160		
	FL	42.879	2:09.817	49.428	2:27.739	51.032	2:27.787	50.270	2:33.809	50.983	2:26.866	54.660	3:03.820		
16	IP1	49.953	49.953	55.779	55.779	57.766	57.766	55.514	55.514	57.855	57.855	57.997	57.997		
	IP2	41.066	1:31.019	42.153	1:37.932	1:15.02	2:12.794	41.927	1:37.441	1:15.34	2:13.196	44.000	1:41.997		
	FL	51.149	2:22.168	51.413	2:29.345	51.683	3:04.477	48.015	2:25.456	51.103	3:04.299	50.505	2:32.502		
17	IP1	57.231	57.231	56.383	56.383	57.127	57.127	55.100	55.100	57.382	57.382	59.477	59.477		
	IP2	1:15.87	2:13.102	40.333	1:36.716	42.083	1:39.210	41.636	1:36.736	42.246	1:39.628	41.634	1:41.111		
	FL	52.328	3:05.430	48.001	2:24.717	46.218	2:25.428	46.706	2:23.442	46.404	2:26.032	49.317	2:30.428		
18	IP1	55.807	55.807	54.862	54.862	54.744	54.744	52.718	52.718	54.510	54.510	57.112	57.112		
	IP2	42.457	1:38.264	40.027	1:34.889	38.306	1:33.050	41.291	1:34.009	39.054	1:33.564	42.349	1:39.461		
	FL	45.922	2:24.186	47.839	2:22.728	45.139	2:18.189	46.178	2:20.187	46.592	2:20.156	49.712	2:29.173		

LiveTiming: live.crono-jerez.com

Pág 1 de 2





5
f29

HISTORIC ENDURANCE RACE 2 ANALYSIS

Número		290		327		337		366		525		545		0	
Vta		Sector	Vuelta	Sector	Vuelta	Sector	Vuelta	Sector	Vuelta	Sector	Vuelta	Sector	Vuelta	Sector	Vuelta
19	IP1	51.001	51.001	54.483	54.483	52.545	52.545	52.694	52.694	52.946	52.946	57.780	57.780		
	IP2	36.884	1:27.885	40.270	1:34.753	39.048	1:31.593	40.872	1:33.566	40.529	1:33.475	42.054	1:39.834		
	FL	44.327	2:12.212	48.465	2:23.218	46.457	2:18.050	46.914	2:20.480	46.929	2:20.404	49.494	2:29.328		
20	IP1	50.285	50.285	54.867	54.867	52.933	52.933	53.676	53.676	53.590	53.590	58.063	58.063		
	IP2	36.248	1:26.533	40.697	1:35.564	38.724	1:31.657	40.836	1:34.512	39.686	1:33.276	42.287	1:40.350		
	FL	42.688	2:09.221	48.497	2:24.061	46.069	2:17.726	47.152	2:21.664	47.131	2:20.407	49.374	2:29.724		
21	IP1	49.094	49.094			52.088	52.088	54.234	54.234	53.164	53.164				
	IP2	37.702	1:26.796			39.205	1:31.293	40.534	1:34.768	39.870	1:33.034				
	FL	43.744	2:10.540		-----	45.377	2:16.670	46.624	2:21.392	48.290	2:21.324		-----		
22	IP1	48.613	48.613												
	IP2	36.500	1:25.113												
	FL	42.744	2:07.857				-----		-----		-----				

**f30**

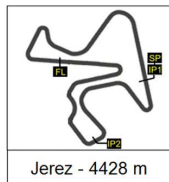
HISTORIC ENDURANCE RACE 2 40 BEST LAPS

Dorsal	Piloto	Nat	Equipo	Maq.	Hora	Vuelta	Tiempo
194	MACEDO-MACEDO		Gelcoe Motorsport	Ford	13:12:31	3	2:05.833
123	Bruno SANTOS		Aurora Motorsport	Porsche	13:49:43	19	2:06.204
5	Paulo LIMA		RP Motorsport	Ford	13:25:07	9	2:06.294
194	MACEDO-MACEDO		Gelcoe Motorsport	Ford	13:16:44	5	2:06.315
5	Paulo LIMA		RP Motorsport	Ford	13:16:40	5	2:06.456
123	Bruno SANTOS		Aurora Motorsport	Porsche	13:18:49	6	2:06.472
5	Paulo LIMA		RP Motorsport	Ford	13:22:60	8	2:06.476
123	Bruno SANTOS		Aurora Motorsport	Porsche	13:23:03	8	2:06.496
123	Bruno SANTOS		Aurora Motorsport	Porsche	13:14:35	4	2:06.630
5	Paulo LIMA		RP Motorsport	Ford	13:10:20	2	2:06.688
5	Paulo LIMA		RP Motorsport	Ford	13:18:47	6	2:06.713
123	Bruno SANTOS		Aurora Motorsport	Porsche	13:12:29	3	2:06.778
5	Paulo LIMA		RP Motorsport	Ford	13:12:26	3	2:06.804
123	Bruno SANTOS		Aurora Motorsport	Porsche	13:16:42	5	2:06.907
194	MACEDO-MACEDO		Gelcoe Motorsport	Ford	13:14:38	4	2:06.947
123	Bruno SANTOS		Aurora Motorsport	Porsche	13:51:50	20	2:06.997
5	Paulo LIMA		RP Motorsport	Ford	13:14:34	4	2:07.087
5	Paulo LIMA		RP Motorsport	Ford	13:20:54	7	2:07.098
123	Bruno SANTOS		Aurora Motorsport	Porsche	13:10:22	2	2:07.377
123	Bruno SANTOS		Aurora Motorsport	Porsche	13:25:010	9	2:07.390
5	Paulo LIMA		RP Motorsport	Ford	13:08:13	1	2:07.446
5	Paulo LIMA		RP Motorsport	Ford	13:29:22	11	2:07.452
194	MACEDO-MACEDO		Gelcoe Motorsport	Ford	13:18:52	6	2:07.621
60	Pedro BASTOS		Aurora Motorsport	Porsche	13:51:59	20	2:07.769
5	Paulo LIMA		RP Motorsport	Ford	13:51:53	20	2:07.799
5	Paulo LIMA		RP Motorsport	Ford	13:27:14	10	2:07.829
290	Miguel LOBO		Antunes Motorsport	Shelby	13:56:23	22	2:07.857
44	Cláudio VIEIRA		Aurora Motorsport	Porsche	13:56:22	22	2:07.898
194	MACEDO-MACEDO		Gelcoe Motorsport	Ford	13:10:25	2	2:07.916
44	Cláudio VIEIRA		Aurora Motorsport	Porsche	13:12:36	3	2:07.921
290	Miguel LOBO		Antunes Motorsport	Shelby	13:16:51	5	2:07.938
123	Bruno SANTOS		Aurora Motorsport	Porsche	13:20:57	7	2:07.947
60	Pedro BASTOS		Aurora Motorsport	Porsche	13:16:51	5	2:08.229
44	Cláudio VIEIRA		Aurora Motorsport	Porsche	13:21:12	7	2:08.276
290	Miguel LOBO		Antunes Motorsport	Shelby	13:25:28	9	2:08.285
290	Miguel LOBO		Antunes Motorsport	Shelby	13:12:35	3	2:08.303
290	Miguel LOBO		Antunes Motorsport	Shelby	13:14:43	4	2:08.328
10	Max HUBER		Calvin Motors	Shelby	13:14:46	4	2:08.371
60	Pedro BASTOS		Aurora Motorsport	Porsche	13:27:36	10	2:08.371
5	Paulo LIMA		RP Motorsport	Ford	13:49:46	19	2:08.400

LiveTiming: live.crono-jerez.com

Pág 1 de 1

RACE READY
IBERIAN HISTORIC RACING
**GUPE**[®]



f31

HISTORIC ENDURANCE RACE 2 TOP FIVE LAPS

Piloto	Nat	Equipo	Top Five Laps				
194 MACEDO-MACEDO		Gelcoe Motorsport	2:05.833	2:06.315	2:06.947	2:07.621	2:07.916
123 Bruno SANTOS		Aurora Motorsport	2:06.204	2:06.472	2:06.496	2:06.630	2:06.778
5 Paulo LIMA		RP Motorsport	2:06.294	2:06.456	2:06.476	2:06.688	2:06.713
60 Pedro BASTOS		Aurora Motorsport	2:07.769	2:08.229	2:08.371	2:08.483	2:08.618
290 Miguel LOBO		Antunes Motorsport	2:07.857	2:07.938	2:08.285	2:08.303	2:08.328
44 Cláudio VIEIRA		Aurora Motorsport	2:07.898	2:07.921	2:08.276	2:08.518	2:08.520
10 Max HUBER		Calvin Motors	2:08.371	2:08.504	2:08.930	2:09.298	2:09.515
273 Laurent JASPERS		JAC Motors Team	2:10.997	2:11.544	2:11.635	2:11.815	2:11.825
84 BRION-LOPEZ		BS Motorsport	2:11.048	2:11.262	2:11.526	2:11.577	2:12.056
83 DUARTE-SILVA		Lisbon Sports & Classic Cars	2:12.196	2:12.369	2:13.964	2:14.195	2:14.237
27 Carlos BARBOT		Foguete Racing	2:13.437	2:13.603	2:13.688	2:14.319	2:14.664
19 PUIG-NOGAREDA		Skualo Competicion	2:14.136	2:14.268	2:14.451	2:14.978	2:15.009
166 Ralf HUBER		Calvin Motors	2:14.652	2:16.449	PARRILL		
75 BRIZIDO-PINA		Dr. Bayard / MRauto	2:14.655	2:14.921	2:15.264	2:15.530	2:15.693
337 DAL MASO-CARVALHOS		Garagem João Gomes	2:14.786	2:15.308	2:15.433	2:16.410	2:16.670
20 CERVEIRA-DIAS		RP Motorsport/Squadra	2:14.897	2:15.279	2:15.326	2:15.691	2:15.888
525 POÇAS-SANTOS		Aurora Motorsport	2:15.432	2:16.060	2:16.169	2:16.233	2:16.587
73 BETHENCOURT-PINTO		Aurora Motorsport	2:15.615	2:15.979	2:17.784	PARRILL	
14 MIRA-AFOITO		Centro Clássico	2:15.814	2:16.379	2:17.543	2:18.707	PARRILL
132 ALONSO-ZORRILLA		Eficar Team	2:16.376	2:16.853	2:17.060	2:18.690	2:18.706
255 Carlos A OLIVEIRA		Foguete Racing	2:17.333	2:17.592	2:18.100	2:18.345	2:18.822
55 Paul DANIELS		JWA Racing	2:17.338	2:17.464	2:17.507	2:18.561	2:19.611
65 SANCHEZ-SANCHEZ		Aurora Motorsport	2:18.936	2:19.112	2:19.244	2:19.405	2:19.726
153 DE LA TORRE/VELASCO		Eficar Team	2:19.145	2:19.395	2:19.465	2:19.864	2:19.883
366 Guillaume HUBER		Calvin Motors	2:19.259	2:19.783	2:20.112	2:20.187	2:20.367
28 P-A FORSVALL		Curated Garage	2:19.417	2:19.459	2:19.612	2:19.744	2:20.078
103 Luis SOUSA		RP Motorsport	2:22.697	2:23.051	2:23.131	2:23.685	2:23.695
327 NUNES-CARVALHOSA		Garagem João Gomes	2:22.728	2:23.218	2:24.017	2:24.061	2:24.657
174 CASTRO-LANCHARES		Aurora Motorsport	2:22.777	2:24.286	2:25.424	2:25.749	2:26.024
154 Albert PECANINS		Skualo Competicion	2:24.039	2:25.537	2:25.956	2:26.531	2:26.687
167 NEVES-ANTUNES		Trisport Race	2:26.555	2:26.623	2:26.662	2:27.282	2:27.434
545 François GUERIN		RP Motorsport	2:27.878	2:27.904	2:28.126	2:28.385	2:29.139

LiveTiming: live.crono-jerez.com

RACE READY
IBERIAN HISTORIC RACING



Pág 1 de 2

GUPE[®]





f31

HISTORIC ENDURANCE RACE 2 TOP FIVE LAPS

Piloto	Nat	Equipo	Top Five Laps				
23 Vincent TOURNEUR		Vincent Tourneur	2:27.985	2:28.421	2:29.052	2:29.078	2:29.291
50 BEVILACQUA-MAGALHÃ		Veiga Motorsport	2:30.476	2:33.138	2:33.139	2:34.228	2:34.571



Jerez - 4428 m



f32

HISTORIC ENDURANCE RACE 2 40 BEST MAXIMUM SPEEDS

Dorsal	Piloto	Nat	Equipo	Maq.	Hora	Vuelta	Vmax
5	Paulo LIMA		RP Motorsport	Ford	13:25:56	9	213,4
5	Paulo LIMA		RP Motorsport	Ford	13:21:42	7	212,6
5	Paulo LIMA		RP Motorsport	Ford	13:17:28	5	212,6
5	Paulo LIMA		RP Motorsport	Ford	13:11:09	2	211,8
5	Paulo LIMA		RP Motorsport	Ford	13:19:35	6	211,8
5	Paulo LIMA		RP Motorsport	Ford	13:32:31	12	211,3
5	Paulo LIMA		RP Motorsport	Ford	13:28:03	10	211,3
5	Paulo LIMA		RP Motorsport	Ford	13:52:42	20	210,5
5	Paulo LIMA		RP Motorsport	Ford	13:23:49	8	210,5
5	Paulo LIMA		RP Motorsport	Ford	13:13:15	3	210,1
5	Paulo LIMA		RP Motorsport	Ford	13:36:01	13	210,1
5	Paulo LIMA		RP Motorsport	Ford	13:50:35	19	209,7
5	Paulo LIMA		RP Motorsport	Ford	13:15:22	4	209,3
5	Paulo LIMA		RP Motorsport	Ford	13:30:11	11	207,7
5	Paulo LIMA		RP Motorsport	Ford	13:06:55	0	207,3
5	Paulo LIMA		RP Motorsport	Ford	13:48:27	18	206,9
5	Paulo LIMA		RP Motorsport	Ford	13:09:02	1	206,1
19	PUIG-NOGAREDA		Skualo Competicion	Ford	13:55:17	20	203,4
194	MACEDO-MACEDO		Gelcoe Motorsport	Ford	13:09:06	1	202,2
19	PUIG-NOGAREDA		Skualo Competicion	Ford	13:53:02	19	201,5
5	Paulo LIMA		RP Motorsport	Ford	13:40:23	15	201,1
19	PUIG-NOGAREDA		Skualo Competicion	Ford	13:27:30	9	200,4
19	PUIG-NOGAREDA		Skualo Competicion	Ford	13:48:31	17	200,4
19	PUIG-NOGAREDA		Skualo Competicion	Ford	13:50:47	18	200,0
194	MACEDO-MACEDO		Gelcoe Motorsport	Ford	13:13:19	3	200,0
19	PUIG-NOGAREDA		Skualo Competicion	Ford	13:35:51	12	199,6
10	Max HUBER		Calvin Motors	Shelby	13:15:35	4	199,3
123	Bruno SANTOS		Aurora Motorsport	Porsche	13:15:24	4	198,9
123	Bruno SANTOS		Aurora Motorsport	Porsche	13:19:38	6	198,9
123	Bruno SANTOS		Aurora Motorsport	Porsche	13:11:10	2	198,5
19	PUIG-NOGAREDA		Skualo Competicion	Ford	13:13:53	3	198,5
10	Max HUBER		Calvin Motors	Shelby	13:13:27	3	198,5
19	PUIG-NOGAREDA		Skualo Competicion	Ford	13:22:59	7	198,2
123	Bruno SANTOS		Aurora Motorsport	Porsche	13:26:00	9	198,2
123	Bruno SANTOS		Aurora Motorsport	Porsche	13:17:30	5	198,2
10	Max HUBER		Calvin Motors	Shelby	13:09:07	1	198,2
10	Max HUBER		Calvin Motors	Shelby	13:11:17	2	197,8
123	Bruno SANTOS		Aurora Motorsport	Porsche	13:23:52	8	197,8
19	PUIG-NOGAREDA		Skualo Competicion	Ford	13:25:15	8	197,8
19	PUIG-NOGAREDA		Skualo Competicion	Ford	13:06:59	0	197,8

LiveTiming: live.crono-jerez.com

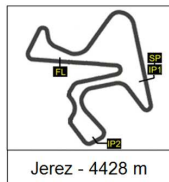
Pág 1 de 1

RACE READY
IBERIAN HISTORIC RACING



GUPE[®]





f33

HISTORIC ENDURANCE RACE 2 TOP FIVE MAXIMUM SPEEDS

Piloto	Nat	Equipo	Top Five Vmax					
5		Paulo LIMA	RP Motorsport	213,4	212,6	212,6	211,8	211,8
19		PUIG-NOGAREDA	Skualo Competicion	203,4	201,5	200,4	200,4	200,0
194		MACEDO-MACEDO	Gelcoe Motorsport	202,2	200,0	197,8	196,7	196,4
10		Max HUBER	Calvin Motors	199,3	198,5	198,2	197,8	197,1
123		Bruno SANTOS	Aurora Motorsport	198,9	198,9	198,5	198,2	198,2
166		Ralf HUBER	Calvin Motors	197,4	197,1	196,7		
44		Cláudio VIEIRA	Aurora Motorsport	196,4	195,6	195,3	195,3	194,6
290		Miguel LOBO	Antunes Motorsport	190,5	190,5	190,5	189,8	189,8
73		BETHENCOURT-PINTO	Aurora Motorsport	190,5	188,8	188,5	175,3	
273		Laurent JASPERS	JAC Motors Team	190,1	189,8	189,5	189,1	189,1
60		Pedro BASTOS	Aurora Motorsport	188,5	187,5	185,9	185,9	184,9
83		DUARTE-SILVA	Lisbon Sports & Classic Cars	187,2	187,2	186,9	185,9	185,9
27		Carlos BARBOT	Foguete Racing	186,5	184,3	183,7	183,7	183,7
75		BRIZIDO-PINA	Dr. Bayard / MRauto	185,2	184,9	184,9	184,6	184,0
55		Paul DANIELS	JWA Racing	184,3	182,7	181,2	180,6	179,7
255		Carlos A OLIVEIRA	Foguete Racing	183,7	182,7	182,4	182,1	181,5
366		Guillaume HUBER	Calvin Motors	182,4	181,8	179,1	178,5	177,9
84		BRION-LOPEZ	BS Motorsport	181,2	180,3	180,0	179,7	179,4
337		DAL MASO-CARVALHOS	Garagem João Gomes	179,7	177,6	177,6	177,3	177,0
174		CASTRO-LANCHARES	Aurora Motorsport	175,6	173,6	171,4	170,1	169,3
20		CERVEIRA-DIAS	RP Motorsport/Squadra	175,3	174,2	171,2	170,9	170,1
28		P-A FORSVALL	Curated Garage	174,2	173,4	173,1	172,8	172,2
153		DE LA TORRE/VELASCO	Eficar Team	173,9	173,6	172,5	170,9	170,6
525		POÇAS-SANTOS	Aurora Motorsport	173,6	173,1	171,7	170,9	170,6
132		ALONSO-ZORRILLA	Eficar Team	173,1	172,8	172,2	172,0	171,4
14		MIRA-AFOITO	Centro Clássico	171,7	171,7	171,7	171,4	166,4
103		Luis SOUSA	RP Motorsport	169,3	168,2	167,4	167,4	167,4
65		SANCHEZ-SANCHEZ	Aurora Motorsport	168,0	167,7	167,2	166,7	164,6
154		Albert PECANINS	Skualo Competicion	165,4	165,1	164,9	164,1	161,0
327		NUNES-CARVALHOSA	Garagem João Gomes	161,4	161,0	160,7	160,7	160,7
23		Vincent TOURNEUR	Vincent Tourneur	160,0	159,5	159,5	158,6	158,6
167		NEVES-ANTUNES	Trisport Race	158,6	157,9	157,0	156,7	156,7

LiveTiming: live.crono-jerez.com

Pág 1 de 2

RACE READY
IBERIAN HISTORIC RACING



GUPE[®]





f33

HISTORIC ENDURANCE RACE 2 TOP FIVE MAXIMUM SPEEDS

Piloto	Nat	Equipo	Top Five Vmax				
545 François GUERIN		RP Motorsport	154,5	154,3	152,8	152,5	152,5
50 BEVILACQUA-MAGALHÃ		Veiga Motorsport	151,3	151,0	150,8	150,2	149,2

LiveTiming: live.crono-jerez.com

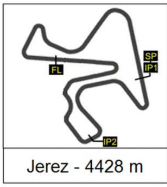
RACE READY
IBERIAN HISTORIC RACING



Pág 2 de 2

GUPE[®]

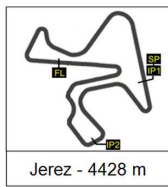




f34

HISTORIC ENDURANCE RACE 2 PLANNING

Vta	1	2	3	4	5	6	7	8	9	10	11	12	13	14	15	16	17	18	19	20	21	22	23	24	25	26	27	28	29	30	31	32
0	5	123	60	44	290	194	10	19	273	75	73	14	83	166	20	132	337	525	255	366	55	153	28	327	545	23	65	84	50	27	167	154
1	5	123	60	44	290	194	10	19	273	75	73	83	166	14	20	337	132	525	255	366	55	84	153	27	28	65	327	545	103	23	167	174
2	5	123	194	60	290	10	44	19	273	75	73	166	83	14	20	337	525	132	255	84	27	366	55	153	28	65	327	103	545	167	174	23
3	5	123	194	60	290	44	10	273	75	19	73	83	14	20	337	525	132	84	27	255	55	153	65	28	366	327	103	174	167	154	545	23
4	5	123	194	60	290	44	10	273	75	83	19	20	14	337	525	27	84	132	255	55	153	65	28	366	103	327	174	167	154	545	23	50 ¹
5	5	123	194	60	290	44	10	273	75	83	19	20	337	27	84	525	132	255	55	153	65	28	366	103	327	174	154	167	545 ¹	23 ¹	50 ¹	
6	5	123	194	60	290	44	10	273	83	19	20	27	84	525	337	132	255	55	153	65	28	366	103 ¹	327 ¹	174 ¹	154 ¹	167 ¹	545 ¹	23 ¹	50 ¹	75 ²	
7	5	123	194	60	290	44	10	273	83	19	20	84	525	337	132	55	255	153	65	28	366	103 ¹	327 ¹	174 ¹	154 ¹	167 ¹	545 ¹	23 ¹	50 ¹	27 ¹	75	
8	5	123	194	60	290	44	10	273	83	19	20	525	337	132	55	255	153	65	28	366	103	327	84	174	167	545	23	27 ¹	50 ²	75 ⁵		
9	5	123	194	60	290	44	10	273	83	19	20	525	337	132	55	255	153	28	65	84	327	174	167	545	366	103	50 ²	23 ²	27 ²	75 ⁵		
10	5	123	60	44	10	273	19	20	290	525	337	255	65	83	84	132	55	28	366	103	327	153	545	167	174	23	27	50	27	75		
11	5	123	60	44	273	20	290	10	65	84	19	83	525	337	132	255	28	366	103	327	153	545	174	167	23	27	50	27	75			
12	123	5	60	44	273	290	10	20	84	83	19	525	337	132	65	255	28	366	103	327	153	545	167	23	27	50	27	75				
13	123	5	60	44	290	10	273	84	83	20	19	525	337	132	65	255	28	366	65	103	327	153	545	23	27	50	27	75				
14	123	5	60	44	290	10	273	84	83	19	20	337	525	132	255	28	366	65	103	327	153	545	23	27	50	27	75					
15	123	5	60	44	290	10	273	84	83	19	20	337	525	132	255	28	366	65	103	327	153	545	23	27	50	27	75					
16	123	5	60	44	290	10	273	84	83	19	20	337	525	132	255	28	366	65	103	327	153	545	23	27	50	27	75					
17	123	5	60	44	290	10	273	84	83	19	20	337	525	132	255	366	28	103	327	65	153	27	545	23	50	27	75					
18	123	5	60	44	290	10	273	84	19	83	337	525	20	255	132	366	28	103	327	65	27	153	545	23	50	27	75					
19	123	5	60	44	290	10	273	84	19	83	337	525	20	255	132	366	28	103	327	65	27	153	545	23	50	27	75					
20	123	5	60	44	290	10	273	84	19	83	337	525	20	255	132	366	28	103	327	65	27	153	545	23	50	27	75					
21	123	60	44	290	5	10	273	84	19	83	337	525	20	132	366	28	103	327	65	27	153	545	23	50	27	75						
22	123	60	44	290	273	5	10	84	19	83	337	525	20	132	366	28	103	327	65	27	153	545	23	50	27	75						



HISTORIC ENDURANCE RACE 2 IDEAL LAP

Ord.	#	Piloto	Club	S1	S2	S3	Vuelta ideal
1	103	Luis SOUSA	RP Motorsport	0.000	40.055	47.838	1:27.893
2	84	BRION-LOPEZ	BS Motorsport	50.025	37.138	10.582	1:37.745
3	5	Paulo LIMA	RP Motorsport	48.268	36.144	41.228	2:05.640
4	194	MACEDO-MACEDO	Gelcoe Motorsport	47.999	35.563	42.083	2:05.645
5	123	Bruno SANTOS	Aurora Motorsport	48.167	35.881	41.724	2:05.772
6	290	Miguel LOBO	Antunes Motorsport	48.613	36.248	42.241	2:07.102
7	44	Cláudio VIEIRA	Aurora Motorsport	48.672	36.209	42.569	2:07.450
8	60	Pedro BASTOS	Aurora Motorsport	48.871	35.974	42.649	2:07.494
9	10	Max HUBER	Calvin Motors	48.891	36.690	42.551	2:08.132
10	273	Laurent JASPERS	JAC Motors Team	50.100	37.363	43.060	2:10.523
11	27	Carlos BARBOT	Foguete Racing	50.118	37.160	43.896	2:11.174
12	83	DUARTE-SILVA	Lisbon Sports & Clas	50.045	37.457	44.065	2:11.567
13	19	PUIG-NOGAREDA	Skualo Competicion	51.101	38.318	43.758	2:13.177
14	75	BRIZIDO-PINA	Dr. Bayard / MRauto	51.128	37.924	44.694	2:13.746
15	337	DAL MASO-CARVAL	Garagem João Gome	51.461	38.306	44.828	2:14.595
16	20	CERVEIRA-DIAS	RP Motorsport/Squa	51.627	37.969	45.037	2:14.633
17	166	Ralf HUBER	Calvin Motors	51.496	38.933	44.223	2:14.652
18	73	BETHENCOURT-PI	Aurora Motorsport	51.719	39.026	44.517	2:15.262
19	525	POÇAS-SANTOS	Aurora Motorsport	52.093	38.073	45.215	2:15.381
20	14	MIRA-AFOITO	Centro Clássico	52.000	38.570	45.180	2:15.750
21	132	ALONSO-ZORRILLA	Eficar Team	52.327	38.349	45.355	2:16.031
22	255	Carlos A OLIVEIRA	Foguete Racing	52.659	38.696	45.396	2:16.751
23	55	Paul DANIELS	JWA Racing	52.544	38.664	45.677	2:16.885
24	65	SANCHEZ-SANCHE	Aurora Motorsport	52.989	38.658	46.136	2:17.783
25	366	Guillaume HUBER	Calvin Motors	52.694	40.347	45.343	2:18.384
26	153	DE LA TORRE/VELA	Eficar Team	53.458	39.169	45.840	2:18.467
27	28	P-A FORSVALL	Curated Garage	52.966	39.278	46.581	2:18.825
28	174	CASTRO-LANCHAR	Aurora Motorsport	54.495	39.603	47.556	2:21.654
29	327	NUNES-CARVALHO	Garagem João Gome	54.483	40.027	47.839	2:22.349
30	154	Albert PECANINS	Skualo Competicion	55.691	40.844	47.504	2:24.039
31	167	NEVES-ANTUNES	Trisport Race	56.181	40.899	48.609	2:25.689
32	545	François GUERIN	RP Motorsport	56.511	41.364	49.205	2:27.080
33	23	Vincent TOURNEUR	Vincent Tourneur	56.548	41.806	49.278	2:27.632
34	50	BEVILACQUA-MAG	Veiga Motorsport	57.657	42.617	50.202	2:30.476