

20-22 octubre 2023

Historic Endurance Qualifying Practice RESULTS

CONDICIONES ATMOSFERICAS: **Nublado**

ESTADO DE LA PISTA: **Seca**

Ord.	#	Piloto	Licencia	Club	Marca	NV	VR	Tiempo	Gap	Intv	VMax
1	19	gtp Jordi Puig		Skualo	Ford	16	14	2:05.215	----	----	211,2
2	123	h76 Santos/Vieira		Aurora Motorsport	Porsche	13	11	2:05.706	0.491	0.491	198,6
3	60	h76 Pedro Bastos Rezende		Aurora Motorsport	Porsche	13	8	2:06.030	0.815	0.324	196,4
4	69	gtp Maeers/Martin		Charlie Martin Motorsport	Cooper	14	14	2:06.223	1.008	0.193	196,1
5	77	h65 David Methley		Methley Motorsport	AC Cobra	12	12	2:07.194	1.979	0.971	206,1
6	227	gtp Carlos Barbot		Foguete Racing	Merlyn	14	9	2:08.514	3.299	1.320	192,4
7	56	gtp Adelman/McDonald		Hall & Hall	Ginetta	14	4	2:08.657	3.442	0.143	189,9
8	187	h65 Joebstl/Willis			Lotus	14	13	2:08.917	3.702	0.260	190,5
9	84	h76 Sanches/Lopez		BS Motorsport	Porsche	15	13	2:09.843	4.628	0.926	185,3
10	99	h76 Meireles/Nina		Amaracing / Aurora Motorspo	Porsche	15	13	2:11.056	5.841	1.213	192,5
11	5	gtp Paulo Lima		RP Motorsport	Ford	16	14	2:11.085	5.870	0.029	211,1
12	83	h76 Duarte/Jesus		Lisbon Sports & Classic Cars	Porsche	13	13	2:11.520	6.305	0.435	186,9
13	184	h65 Jones/Atkinson			Lotus	14	10	2:12.674	7.459	1.154	188,3
14	14	gtp Gomes/Afoito		Centro Clássico	Lotus	14	3	2:12.972	7.757	0.298	170,9
15	75	h76 Brizido/Cardoso		Bayard / MRauto	Porsche	15	13	2:13.636	8.421	0.664	189,4
16	165	h65 Maximilien Huber		Calvin Motors	Ford	11	3	2:14.092	8.877	0.456	185,7
17	166	h65 Guillaume Huber		Calvin Motors	Ford	14	11	2:14.913	9.698	0.821	183,0
18	17	h65 Paul O'Reilly			Lotus	14	14	2:15.440	10.225	0.527	181,1
19	255	h65 Carlos A Oliveira		Foguete Racing	Lotus	15	15	2:16.028	10.813	0.588	189,3
20	132	h76 Alonso/Zorrilla		Eficar Team	Porsche	11	1	2:16.601	11.386	0.573	3,7
21	204	gtp Max Smith Hillard			Lotus	10	10	2:16.614	11.399	0.013	171,9
22	55	h76 Paul Daniels		Paul Daniels	Porsche	14	2	2:16.626	11.411	0.012	188,1
23	10	inv Ralf Huber		Calvin Motors	Corvette	6	6	2:17.845	12.630	1.219	201,5
24	257	h65 Smithies/Clarkson			Austin	16	12	2:17.908	12.693	0.063	185,1
25	58	h65 Mark Pangborn		Mark Pangborn	Austin	11	3	2:18.564	13.349	0.656	183,5
26	1	h65 Velasco/Freitas		Curated Garage	Porsche	13	3	2:19.520	14.305	0.956	161,4
27	234	gds Lambert/Lambert		Brian Lambert	MG	14	14	2:19.950	14.735	0.430	166,6
28	220	gtp Paulo Rompante		RP Motorsport	Alfa Romeo	11	10	2:20.592	15.377	0.642	165,3
29	20	h71 Pinto/Pedro		RP Motorsport/Squadra	Alfa Romeo	15	4	2:20.669	15.454	0.077	171,5
30	174	h71 Antonio Castro		Ultima Vuelta	Porsche	14	12	2:20.705	15.490	0.036	178,3
31	225	inv Poças/Santos			Porsche	14	7	2:20.758	15.543	0.053	172,9
32	92	gds Michel Mora		Garagem João Gomes	Porsche	15	14	2:21.604	16.389	0.846	167,4
33	317	gds Dal Maso/Carvalhosa		Garagem João Gomes	Porsche	14	4	2:23.146	17.931	1.542	164,4
34	153	h71 Manuel de la Torre		Eficar Team	Porsche	13	2	2:24.607	19.392	1.461	168,9
35	151	h76 Delso/De Miguel		Clasicos Madrid	De Tomaso	7	7	2:26.285	21.070	1.678	166,9
36	221	gds Velez-Grilo/Velez-Grilo		Best Lap	BMW	11	10	2:27.331	22.116	1.046	150,7
37	36	h71 Rivera/Rivera		Real Circuito de Guadalupe	BMW	8	8	2:27.426	22.211	0.095	167,4
38	50	gds Bevlacqua/Magalhães		Veiga Motorsport	Alfa Romeo	9	8	2:29.415	24.200	1.989	155,6
39	176	gds Eduardo Davila		VDC Competición	Datsun	13	9	2:38.227	33.012	8.812	136,4

#99 se anulan las 3 mejores vueltas en aplicación del art 141.a.1 del Rto Deportivo de la prueba.

Circuito de Jerez, 21 DE OCTUBRE DE 2023

STEWARDS	RACE DIRECTOR	TIMEKEEPER
Hora:	Hora:	RESULTADOS PUBLICADOS A LAS 12:53 HORAS



f2

20-22 octubre 2023

Historic Endurance Qualifying Practice LAP BY LAP

Vuelta	1	5	10	14	17	19	20	36	50	55	56	56
1	2:31.270	2:26.635	2:43.533	2:33.610	2:32.966	2:33.528	2:36.266	2:50.349	2:45.459	2:29.875	2:45.664	
2	2:21.674	2:15.437	2:21.761	2:15.747	2:25.809	2:14.549	2:22.732	2:30.293	2:31.281	2:16.626*	2:35.657	
3	2:19.520*	2:17.252	2:19.557	2:12.972*	2:20.355	2:14.812	2:21.222	PIT EXIT	2:31.244	2:18.865	2:24.082	
4	2:23.265	2:14.065	PIT EXIT	2:13.531	PIT EXIT	2:06.736	2:20.669*	2:39.530	2:29.698	PIT EXIT	2:08.657*	
5	PIT EXIT	2:14.329	2:30.312	2:15.727	PIT EXIT	2:23.856	2:21.008	2:28.259	PIT EXIT	PIT EXIT	PIT EXIT	
6	2:52.115	PIT EXIT	2:17.845*	PIT EXIT	2:34.937	PIT EXIT	PIT EXIT	PIT EXIT	2:48.276	2:28.373	2:38.257	
7	2:46.677	2:18.085		2:27.845	2:20.585	2:35.887	2:29.071	2:36.143	2:29.699	2:18.975	2:32.613	
8	2:32.937	2:15.149		2:26.662	2:19.495	2:08.638	PIT EXIT	2:27.426*	2:29.415*	2:17.435	2:31.983	
9	2:34.426	2:18.966		2:22.096	2:17.951	2:08.200	2:34.968		2:34.451	2:18.505	2:31.321	
10	2:32.019	2:12.118		2:21.034	2:16.469	2:06.512	2:23.823			2:30.042	2:28.802	
11	2:33.978	2:12.887		2:24.694	2:16.579	2:08.187	2:24.154			2:16.917	2:29.846	
12	2:36.807	2:11.765		2:19.417	2:36.269	2:30.291	2:23.382			2:20.700	2:29.021	
13	2:34.334	2:13.860		2:19.720	2:16.270	2:35.274	2:27.821			2:17.262	2:26.057	
14		2:11.085*		PIT EXIT	2:15.440*	2:05.215*	2:24.971			2:17.178	2:26.055	
15		2:28.615				2:05.563	2:24.080					
16		2:12.288				2:06.223						

Vuelta	58	60	69	75	77	83	84	92	99	123	132	151
1	2:31.873	2:25.994	2:23.094	2:40.730	2:26.431	2:23.256	2:27.040	2:48.064	2:40.536	2:29.519	2:16.601*	3:04.492
2	2:29.859	2:06.425	2:11.654	2:24.707	2:07.912	2:17.613	2:16.158	2:34.803	2:12.325	2:11.190	2:16.812	PIT EXIT
3	2:18.564*	PIT EXIT	2:09.409	2:19.466	2:10.929	2:15.332	2:17.484	2:26.955		2:06.833	14:01.890	2:53.388
4	2:19.191	2:18.345	2:11.048	PIT EXIT	2:09.012	2:13.116	PIT EXIT	2:24.416		2:16.627	2:27.506	PIT EXIT
5	2:21.190	2:07.980	2:11.946	PIT EXIT	2:09.340	2:15.015	PIT EXIT	2:27.625	2:25.368	2:28.380	2:24.070	PIT EXIT
6	PIT EXIT	2:37.669	PIT EXIT	2:27.419	2:13.017	PIT EXIT	2:14.914	PIT EXIT	2:34.599	2:06.227	2:22.794	2:34.105
7	2:34.779	2:06.421	2:22.350	2:20.089	PIT EXIT	2:22.025	2:12.781	2:30.083	PIT EXIT	PIT EXIT	2:20.374	2:26.285*
8	2:21.404	2:06.030*	2:10.738	2:18.908	2:18.457	2:16.515	2:16.616	2:24.559	2:28.490	2:16.354	2:20.878	
9	2:19.545	3:00.149	2:07.130	2:19.178	2:09.028	2:14.664	2:14.287	2:27.047	2:11.412	2:21.182	2:21.852	
10	2:20.595	2:28.783	2:07.752	2:20.322	2:08.171	2:15.289	2:15.224	2:22.661	PIT EXIT	2:28.001	2:21.930	
11	2:20.120	2:07.795	2:08.726	2:16.342	2:08.448	2:14.078	2:10.028	2:23.988	2:16.272	2:05.706*	2:19.121	
12		2:28.704	2:06.545	2:13.943	2:07.194*	2:12.601	2:11.326	2:32.036	2:14.129	2:09.404		
13		2:06.757	2:14.817	2:13.636*		2:11.520*	2:09.843*	2:21.952	2:11.056*	2:07.237		
14			2:06.223*	2:18.769			2:28.999	2:21.604*				
15				2:14.267			2:10.362	2:22.791	2:27.442			

Vuelta	153	165	166	174	176	184	184	187	204	220	221	225
1	2:38.564	2:43.104	2:38.036	2:36.660	2:50.845	2:30.085		2:22.764	2:35.245	2:46.625	2:45.161	2:46.143
2	2:24.607*	2:25.496	2:30.852	2:23.740	2:43.916	2:23.671		2:17.786	2:30.227	2:22.690	2:37.690	2:32.871
3	2:25.869	2:14.092*	2:18.864	2:23.006	2:40.246	2:18.762		2:18.085	2:21.348	2:20.998	2:32.528	2:25.699
4	2:25.969	PIT EXIT	2:20.271	2:25.111	2:40.741	PIT EXIT		2:16.880	2:19.098	2:21.368	2:32.307	2:24.622
5	2:25.744	2:22.493	PIT EXIT	PIT EXIT	PIT EXIT	2:21.200		2:14.584	2:24.351	2:27.786	PIT EXIT	PIT EXIT
6	PIT EXIT	PIT EXIT	2:36.247	2:31.327	2:42.310	2:19.537		PIT EXIT	PIT EXIT	PIT EXIT	2:32.649	2:31.968
7	2:35.027	2:24.240	2:24.006	2:25.101	2:42.581	2:16.808		2:42.421	2:29.962	2:33.989	PIT EXIT	2:20.758*
8	2:27.242	2:26.172	2:18.355	2:22.799	2:41.352	2:15.845		2:11.673	2:18.742	2:22.929	2:37.340	PIT EXIT
9	2:26.022	2:29.190	PIT EXIT	2:30.647	2:38.227*	2:18.655		2:30.335	2:18.644	2:22.562	2:29.712	2:40.140
10	2:26.636	2:21.945	2:19.330	2:28.364	2:38.604	2:12.674*		2:11.126	2:16.614*	2:20.592*	2:27.331*	2:22.163
11	2:26.258	2:16.147	2:14.913*	2:22.042	2:38.279	2:15.419		2:11.311		2:21.222	2:28.747	2:21.264
12	2:25.052		2:17.225	2:20.705*	2:39.948	2:14.253		2:08.990				2:21.213




20-22 octubre 2023

f2

Historic Endurance Qualifying Practice LAP BY LAP

Vuelta	153	165	166	174	176	184	184	187	204	220	221	225
13	2:25.804		2:15.556	2:21.465	2:40.713	2:15.131		2:08.917*				2:27.351
14			2:17.215	2:21.728		2:13.845		2:09.073				2:21.397

Vuelta	227	234	255	257	317							
1	2:20.797	3:08.682	2:39.938	2:29.360	2:52.842							
2	2:20.024	2:56.756	2:29.366	2:28.836	2:28.794							
3	2:11.377	2:52.861	2:21.775	2:20.043	2:28.065							
4	PIT EXIT	2:54.611	2:18.693	2:20.329	2:23.146*							
5	PIT EXIT	PIT EXIT	2:21.633	2:18.891	PIT EXIT							
6	2:20.161	2:32.938	PIT EXIT	PIT EXIT	2:40.785							
7	2:12.674	2:23.781	2:28.608	2:27.495	2:26.313							
8	2:10.854	2:24.564	2:17.942	2:22.645	2:26.668							
9	2:08.514*	2:22.981	2:19.230	2:18.299	2:26.702							
10	PIT EXIT	2:21.958	2:43.200	2:18.225	2:28.796							
11	2:17.049	2:21.082	2:18.578	2:19.540	2:25.994							
12	2:12.474	2:22.119	2:16.976	2:17.908*	2:23.627							
13	2:09.040	2:21.162	2:17.222	2:19.765	2:23.997							
14	2:09.151	2:19.950*	2:17.243	2:18.765	2:25.133							
15			2:16.028*	2:19.707								
16				2:19.986								

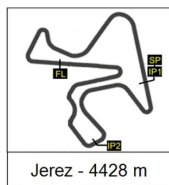


20-22 octubre 2023

4
f3

Historic Endurance Qualifying Practice ANALYSIS

Número	132		151		153		165		166		174		176		
Vta	Sector	Vuelta	Sector	Vuelta	Sector	Vuelta	Sector	Vuelta	Sector	Vuelta	Sector	Vuelta	Sector	Vuelta	
1	IP1 IP2 FL		1:12.08 49.404 1:03.00	1:12.085 2:01.489 3:04.492	1:04.45 44.255 49.852	1:04.457 1:48.712 2:38.564	1:07.30 44.924 50.873	1:07.307 1:52.231 2:43.104	1:02.96 46.112 48.960	1:02.964 1:49.076 2:38.036	1:04.29 43.163 49.207	1:04.290 1:47.453 2:36.660	1:08.42 46.464 55.954	1:08.427 1:54.891 2:50.845	
2	IP1 IP2 FL	2:16.81	2:16.812		54.565 42.252	54.565 1:36.817	59.454 41.443 44.599	59.454 1:40.897 2:25.496	1:00.59 44.039 46.220	1:00.593 1:44.632 2:30.852	54.687 41.074 47.979	54.687 1:35.761 2:23.740	1:03.73 44.799 55.380	1:03.737 1:48.536 2:43.916	
3	IP1 IP2 FL	14:01.8	14:01.89	1:09.42 46.394 57.567	1:09.427 1:55.821 2:53.388	55.275 41.228 49.366	55.275 1:36.503 2:25.869	50.794 38.790 44.508	50.794 1:29.584 2:14.092	52.833 39.829 46.202	52.833 1:32.662 2:18.864	54.390 40.907 47.709	54.390 1:35.297 2:23.006	1:01.28 45.216 53.749	1:01.281 1:46.497 2:40.246
4	IP1 IP2 FL	2:27.50	2:27.506	1:01.10 44.189 1:49.21	1:01.103 1:45.292 PIT EXIT	55.548 41.801 48.620	55.548 1:37.349 2:25.969	54.242 40.237 1:55.39	54.242 1:34.479 PIT EXIT	52.709 40.759 46.803	52.709 1:33.468 2:20.271	55.313 41.259 48.539	55.313 1:36.572 2:25.111	1:02.34 44.065 54.330	1:02.346 1:46.411 2:40.741
5	IP1 IP2 FL	2:24.07	2:24.070	1:03.62 42.257 4:26.80	1:03.627 1:45.884 PIT EXIT	56.295 41.348 48.101	56.295 1:37.643 2:25.744	55.018 40.034 47.441	55.018 1:35.052 2:22.493	52.868 39.983 6:33.91	52.868 1:32.851 PIT EXIT	59.202 48.200 5:47.54	59.202 1:47.402 PIT EXIT	1:02.99 44.116 5:51.82	1:02.996 1:47.112 PIT EXIT
6	IP1 IP2 FL	2:22.79	2:22.794	1:02.18 41.421 50.502	1:02.182 1:43.603 2:34.105	54.932 50.419 4:53.46	54.932 1:45.351 PIT EXIT	59.637 49.377 3:14.46	59.637 1:49.014 PIT EXIT	59.904 43.991 52.352	59.904 1:43.895 2:36.247	1:00.68 42.313 48.327	1:00.687 1:43.000 2:31.327	1:03.27 44.578 54.455	1:03.277 1:47.855 2:42.310
7	IP1 IP2 FL	2:20.37	2:20.374	55.862 41.051 49.372	55.862 1:36.913 2:26.285	1:02.39 42.714 49.916	1:02.397 1:45.111 2:35.027	57.107 40.781 46.352	57.107 1:37.888 2:24.240	54.717 42.565 46.724	54.717 1:37.282 2:24.006	55.156 42.073 47.872	55.156 1:37.229 2:25.101	1:01.28 47.770 53.527	1:01.284 1:49.054 2:42.581
8	IP1 IP2 FL	2:20.87	2:20.878	58.776 43.717	58.776 1:42.493	56.921 41.786 48.535	56.921 1:38.707 2:27.242	51.591 39.664 54.917	51.591 1:31.255 2:26.172	53.044 39.689 45.622	53.044 1:32.733 2:18.355	53.540 40.877 48.382	53.540 1:34.417 2:22.799	1:03.61 44.118 53.616	1:03.618 1:47.736 2:41.352
9	IP1 IP2 FL	2:21.85	2:21.852	55.625 41.140 49.257	55.625 1:36.765 2:26.022	59.507 41.224 48.459	59.507 1:40.731 2:29.190	57.779 43.085 2:03.61	57.779 1:40.864 PIT EXIT	57.779 43.085 2:03.61	57.779 1:40.864 PIT EXIT	58.588 43.185 48.874	58.588 1:41.773 2:30.647	1:00.52 44.075 53.629	1:00.523 1:44.598 2:38.227
10	IP1 IP2 FL	2:21.93	2:21.930	54.964 41.355 50.317	54.964 1:36.319 2:26.636	53.158 41.114 47.673	53.158 1:34.272 2:21.945	55.165 39.205 44.960	55.165 1:34.370 2:19.330	54.579 44.839 48.946	54.579 1:39.418 2:28.364	1:00.49 44.170 53.937	1:00.497 1:44.667 2:38.604		
11	IP1 IP2 FL	2:19.12	2:19.121	55.867 41.467 48.924	55.867 1:37.334 2:26.258	50.426 38.050 47.671	50.426 1:28.476 2:16.147	51.985 38.370 44.558	51.985 1:30.355 2:14.913	53.672 41.131 47.239	53.672 1:34.803 2:22.042	1:00.73 44.032 53.511	1:00.736 1:44.768 2:38.279		
12	IP1 IP2 FL			55.607 40.710 48.735	55.607 1:36.317 2:25.052	1:00.64 45.488	1:00.649 1:46.137	53.102 38.922 45.201	53.102 1:32.024 2:17.225	53.547 40.275 46.883	53.547 1:33.822 2:20.705	1:00.82 44.566 54.555	1:00.827 1:45.393 2:39.948		
13	IP1 IP2 FL			56.261 41.541 48.002	56.261 1:37.802 2:25.804			51.484 39.033 45.039	51.484 1:30.517 2:15.556	54.016 39.974 47.475	54.016 1:33.990 2:21.465	1:00.93 46.083 53.692	1:00.938 1:47.021 2:40.713		
14	IP1 IP2 FL			1:00.99 42.869	1:00.990 1:43.859			52.526 39.500 45.189	52.526 1:32.026 2:17.215	53.953 40.570 47.205	53.953 1:34.523 2:21.728				
15	IP1 IP2 FL														
16	IP1 IP2 FL														



20-22 octubre 2023

6
f3

Historic Endurance Qualifying Practice ANALYSIS

Número	234		255		257		317		0		0		0	
	Vta	Sector	Vuelta	Sector	Vuelta	Sector	Vuelta	Sector	Vuelta	Sector	Vuelta	Sector	Vuelta	
1	IP1	1:14.33	1:14.338	1:04.64	1:04.649	1:00.47	1:00.479	1:12.95	1:12.953					
	IP2	51.725	2:06.063	43.674	1:48.323	41.805	1:42.284	47.074	2:00.027					
	FL	1:02.61	3:08.682	51.615	2:39.938	47.076	2:29.360	52.815	2:52.842					
2	IP1	1:08.61	1:08.617	1:00.68	1:00.686	58.320	58.320	58.033	58.033					
	IP2	50.171	1:58.788	41.372	1:42.058	42.368	1:40.688	41.242	1:39.275					
	FL	57.968	2:56.756	47.308	2:29.366	48.148	2:28.836	49.519	2:28.794					
3	IP1	1:05.15	1:05.156	54.665	54.665	53.493	53.493	57.885	57.885					
	IP2	49.164	1:54.320	39.788	1:34.453	40.218	1:33.711	41.337	1:39.222					
	FL	58.541	2:52.861	47.322	2:21.775	46.332	2:20.043	48.843	2:28.065					
4	IP1	1:05.46	1:05.464	53.914	53.914	52.785	52.785	53.707	53.707					
	IP2	49.918	1:55.382	39.134	1:33.048	40.599	1:33.384	40.718	1:34.425					
	FL	59.229	2:54.611	45.645	2:18.693	46.945	2:20.329	48.721	2:23.146					
5	IP1	1:08.55	1:08.556	54.305	54.305	52.707	52.707	58.497	58.497					
	IP2	54.006	2:02.562	40.362	1:34.667	39.748	1:32.455	44.506	1:43.003					
	FL	4:03.97	PIT EXIT	46.966	2:21.633	46.436	2:18.891	4:28.76	PIT EXIT					
6	IP1	1:01.11	1:01.112	58.857	58.857	53.840	53.840	1:06.30	1:06.304					
	IP2	42.789	1:43.901	44.899	1:43.756	50.325	1:44.165	44.336	1:50.640					
	FL	49.037	2:32.938	5:51.21	PIT EXIT	4:16.23	PIT EXIT	50.145	2:40.785					
7	IP1	54.556	54.556	1:03.73	1:03.733	58.922	58.922	56.612	56.612					
	IP2	41.073	1:35.629	39.315	1:43.048	40.445	1:39.367	40.882	1:37.494					
	FL	48.152	2:23.781	45.560	2:28.608	48.128	2:27.495	48.819	2:26.313					
8	IP1	55.594	55.594	53.091	53.091	53.970	53.970	56.672	56.672					
	IP2	40.118	1:35.712	39.129	1:32.220	41.105	1:35.075	40.579	1:37.251					
	FL	48.852	2:24.564	45.722	2:17.942	47.570	2:22.645	49.417	2:26.668					
9	IP1	54.800	54.800	53.913	53.913	52.714	52.714	55.108	55.108					
	IP2	40.069	1:34.869	39.472	1:33.385	39.228	1:31.942	40.902	1:36.010					
	FL	48.112	2:22.981	45.845	2:19.230	46.357	2:18.299	50.692	2:26.702					
10	IP1	54.004	54.004	52.891	52.891	52.927	52.927	56.593	56.593					
	IP2	40.066	1:34.070	1:02.21	1:55.101	38.810	1:31.737	41.184	1:37.777					
	FL	47.888	2:21.958	48.099	2:43.200	46.488	2:18.225	51.019	2:28.796					
11	IP1	53.825	53.825	54.393	54.393	52.742	52.742	56.304	56.304					
	IP2	39.452	1:33.277	39.653	1:34.046	39.875	1:32.617	41.234	1:37.538					
	FL	47.805	2:21.082	44.532	2:18.578	46.923	2:19.540	48.456	2:25.994					
12	IP1	54.193	54.193	52.760	52.760	52.774	52.774	54.685	54.685					
	IP2	39.718	1:33.911	39.063	1:31.823	38.945	1:31.719	40.375	1:35.060					
	FL	48.208	2:22.119	45.153	2:16.976	46.189	2:17.908	48.567	2:23.627					
13	IP1	53.960	53.960	52.682	52.682	52.609	52.609	54.568	54.568					
	IP2	39.599	1:33.559	39.052	1:31.734	39.589	1:32.198	40.679	1:35.247					
	FL	47.603	2:21.162	45.488	2:17.222	47.567	2:19.765	48.750	2:23.997					
14	IP1	53.274	53.274	52.534	52.534	53.213	53.213	55.453	55.453					
	IP2	39.181	1:32.455	38.830	1:31.364	39.133	1:32.346	41.538	1:36.991					
	FL	47.495	2:19.950	45.879	2:17.243	46.419	2:18.765	48.142	2:25.133					
15	IP1			51.796	51.796	52.537	52.537							
	IP2			38.575	1:30.371	40.857	1:33.394							
	FL		-----	45.657	2:16.028	46.313	2:19.707		-----					
16	IP1					53.787	53.787							
	IP2					39.425	1:33.212							
	FL					46.774	2:19.986							




f4

20-22 octubre 2023

Historic Endurance Qualifying Practice 40 BEST LAPS

Dorsal	Piloto	Nat	Equipo	Maq.	Hora	Vuelta	Tiempo
19	Jordi Puig		Skualo	Ford	12:42:34	14	2:05.215
19	Jordi Puig		Skualo	Ford	12:44:40	15	2:05.563
123	Santos/Vieira		Aurora Motorsport	Porsche	12:33:40	11	2:05.706
60	Pedro Bastos Rezende		Aurora Motorsport	Porsche	12:34:47	8	2:06.030
69	Maeers/Martin		Charlie Martin Motorsport	Cooper	12:40:57	14	2:06.223
19	Jordi Puig		Skualo	Ford	12:46:46	16	2:06.223
123	Santos/Vieira		Aurora Motorsport	Porsche	12:18:47	6	2:06.227
60	Pedro Bastos Rezende		Aurora Motorsport	Porsche	12:32:41	7	2:06.421
60	Pedro Bastos Rezende		Aurora Motorsport	Porsche	12:11:57	2	2:06.425
19	Jordi Puig		Skualo	Ford	12:33:15	10	2:06.512
69	Maeers/Martin		Charlie Martin Motorsport	Cooper	12:36:36	12	2:06.545
19	Jordi Puig		Skualo	Ford	12:15:31	4	2:06.736
60	Pedro Bastos Rezende		Aurora Motorsport	Porsche	12:46:60	13	2:06.757
123	Santos/Vieira		Aurora Motorsport	Porsche	12:11:56	3	2:06.833
69	Maeers/Martin		Charlie Martin Motorsport	Cooper	12:30:12	9	2:07.130
77	David Methley		Methley Motorsport	AC Cobra	12:34:36	12	2:07.194
123	Santos/Vieira		Aurora Motorsport	Porsche	12:37:57	13	2:07.237
69	Maeers/Martin		Charlie Martin Motorsport	Cooper	12:32:20	10	2:07.752
60	Pedro Bastos Rezende		Aurora Motorsport	Porsche	12:42:24	11	2:07.795
77	David Methley		Methley Motorsport	AC Cobra	12:09:59	2	2:07.912
60	Pedro Bastos Rezende		Aurora Motorsport	Porsche	12:27:57	5	2:07.980
123	Santos/Vieira		Aurora Motorsport	Porsche	12:31:34	10	2:08.001
77	David Methley		Methley Motorsport	AC Cobra	12:30:20	10	2:08.171
19	Jordi Puig		Skualo	Ford	12:35:23	11	2:08.187
19	Jordi Puig		Skualo	Ford	12:31:09	9	2:08.200
77	David Methley		Methley Motorsport	AC Cobra	12:32:29	11	2:08.448
227	Carlos Barbot		Foguete Racing	Merlyn	12:32:25	9	2:08.514
19	Jordi Puig		Skualo	Ford	12:28:60	8	2:08.638
56	Adelman/McDonald		Hall & Hall	Ginetta	12:15:29	4	2:08.657
69	Maeers/Martin		Charlie Martin Motorsport	Cooper	12:34:29	11	2:08.726
187	Jobbstl/Willis			Lotus	12:40:45	13	2:08.917
187	Jobbstl/Willis			Lotus	12:38:36	12	2:08.990
77	David Methley		Methley Motorsport	AC Cobra	12:14:19	4	2:09.012
77	David Methley		Methley Motorsport	AC Cobra	12:28:12	9	2:09.028
227	Carlos Barbot		Foguete Racing	Merlyn	12:43:25	13	2:09.040
187	Jobbstl/Willis			Lotus	12:42:54	14	2:09.073
227	Carlos Barbot		Foguete Racing	Merlyn	12:45:34	14	2:09.151
77	David Methley		Methley Motorsport	AC Cobra	12:16:28	5	2:09.340
123	Santos/Vieira		Aurora Motorsport	Porsche	12:35:49	12	2:09.404
69	Maeers/Martin		Charlie Martin Motorsport	Cooper	12:12:01	3	2:09.409



20-22 octubre 2023

f5

Historic Endurance Qualifying Practice TOP FIVE LAPS

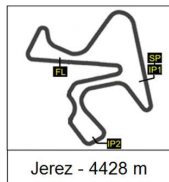
Piloto	Nat	Equipo	Top Five Laps				
19	Jordi Puig	Skualo	2:05.215	2:05.563	2:06.223	2:06.512	2:06.736
123	Santos/Vieira	Aurora Motorsport	2:05.706	2:06.227	2:06.833	2:07.237	2:08.001
60	Pedro Bastos Rezende	Aurora Motorsport	2:06.030	2:06.421	2:06.425	2:06.757	2:07.795
69	Maeers/Martin	Charlie Martin Motorsport	2:06.223	2:06.545	2:07.130	2:07.752	2:08.726
77	David Methley	Methley Motorsport	2:07.194	2:07.912	2:08.171	2:08.448	2:09.012
227	Carlos Barbot	Foguete Racing	2:08.514	2:09.040	2:09.151	2:10.854	2:11.377
56	Adelman/McDonald	Hall & Hall	2:08.657	2:10.668	2:12.427	2:21.693	2:24.082
187	Joebstl/Willis		2:08.917	2:08.990	2:09.073	2:11.126	2:11.311
84	Sanches/Lopez	BS Motorsport	2:09.843	2:10.028	2:10.362	2:11.326	2:12.781
99	Meireles/Nina	Amaracing / Aurora Motorsport	2:11.056	2:11.412	2:12.325	2:14.129	2:16.272
5	Paulo Lima	RP Motorsport	2:11.085	2:11.765	2:12.118	2:12.288	2:12.887
83	Duarte/Jesus	Lisbon Sports & Classic Cars	2:11.520	2:12.601	2:13.116	2:14.078	2:14.664
184	Jones/Atkinson		2:12.674	2:13.845	2:14.253	2:15.131	2:15.419
14	Gomes/Afoito	Centro Clássico	2:12.972	2:13.531	2:15.727	2:15.747	2:19.417
75	Brizado/Cardoso	Bayard / MRauto	2:13.636	2:13.943	2:14.267	2:16.342	2:18.769
165	Maximilien Huber	Calvin Motors	2:14.092	2:16.147	2:21.945	2:22.493	2:24.240
166	Guillaume Huber	Calvin Motors	2:14.913	2:15.556	2:17.215	2:17.225	2:18.355
17	Paul O'Reilly		2:15.440	2:16.270	2:16.469	2:16.579	2:17.951
255	Carlos A Oliveira	Foguete Racing	2:16.028	2:16.976	2:17.222	2:17.243	2:17.942
132	Alonso/Zorrilla	Eficar Team	2:16.601	2:16.812	2:19.121	2:20.374	2:20.878
204	Max Smith Hillard		2:16.614	2:18.644	2:18.742	2:19.098	2:21.348
55	Paul Daniels	Paul Daniels	2:16.626	2:16.917	2:17.178	2:17.262	2:17.435
10	Ralf Huber	Calvin Motors	2:17.845	2:19.557	2:21.761	2:30.312	2:43.533
257	Smithies/Clarkson		2:17.908	2:18.225	2:18.299	2:18.765	2:18.891
58	Mark Pangborn	Mark Pangborn	2:18.564	2:19.191	2:19.545	2:20.120	2:20.595
1	Velasco/Freitas	Curated Garage	2:19.520	2:21.674	2:23.265	2:31.270	2:32.019
234	Lambert/Lambert	Brian Lambert	2:19.950	2:21.082	2:21.162	2:21.958	2:22.119
220	Paulo Rompante	RP Motorsport	2:20.592	2:20.998	2:21.222	2:21.368	2:22.562
20	Pinto/Pedro	RP Motorsport/Squadra	2:20.669	2:21.008	2:21.222	2:22.732	2:23.382
174	Antonio Castro	Ultima Vuelta	2:20.705	2:21.465	2:21.728	2:22.042	2:22.799
225	Poças/Santos		2:20.758	2:21.213	2:21.264	2:21.397	2:22.163
92	Michel Mora	Garagem João Gomes	2:21.604	2:21.952	2:22.661	2:22.791	2:23.988



f5

Historic Endurance Qualifying Practice TOP FIVE LAPS

Piloto	Nat	Equipo	Top Five Laps				
317 Dal Maso/Carvalhosa		Garagem João Gomes	2:23.146	2:23.627	2:23.997	2:25.133	2:25.994
153 Manuel de la Torre		Eficar Team	2:24.607	2:25.052	2:25.744	2:25.804	2:25.869
151 Delso/De Miguel		Clasicos Madrid	2:26.285	2:34.105	2:53.388	3:04.492	PIT EXIT
221 Velez-Grilo/Velez-Grilo		Best Lap	2:27.331	2:28.747	2:29.712	2:32.307	2:32.528
36 Rivera/Rivera		Real Circuito de Guadalupe	2:27.426	2:28.259	2:30.293	2:36.143	2:39.530
50 Bevlacqua/Magalhães		Veiga Motorsport	2:29.415	2:29.698	2:29.699	2:31.244	2:31.281
176 Eduardo Davila		VDC Competición	2:38.227	2:38.279	2:38.604	2:39.948	2:40.246



20-22 octubre 2023

f6

Historic Endurance Qualifying Practice 40 BEST MAXIMUM SPEEDS

Dorsal	Piloto	Nat	Equipo	Maq.	Hora	Vuelta	Vmax
19	Jordi Puig		Skualo	Ford	12:43:21	14	211,2
5	Paulo Lima		RP Motorsport	Ford	12:45:29	15	211,1
5	Paulo Lima		RP Motorsport	Ford	12:34:12	10	210,3
19	Jordi Puig		Skualo	Ford	12:29:50	8	210,1
5	Paulo Lima		RP Motorsport	Ford	12:31:60	9	209,4
5	Paulo Lima		RP Motorsport	Ford	12:40:50	13	208,7
19	Jordi Puig		Skualo	Ford	12:14:12	3	208,7
19	Jordi Puig		Skualo	Ford	12:31:57	9	208,3
19	Jordi Puig		Skualo	Ford	12:16:19	4	208,3
19	Jordi Puig		Skualo	Ford	12:41:17	13	207,2
19	Jordi Puig		Skualo	Ford	12:34:04	10	206,6
77	David Methley		Methley Motorsport	AC Cobra	12:17:17	5	206,1
5	Paulo Lima		RP Motorsport	Ford	12:25:010	6	206,1
19	Jordi Puig		Skualo	Ford	12:45:27	15	206,0
19	Jordi Puig		Skualo	Ford	12:27:42	7	205,9
77	David Methley		Methley Motorsport	AC Cobra	12:33:17	11	205,5
77	David Methley		Methley Motorsport	AC Cobra	12:31:010	10	205,0
77	David Methley		Methley Motorsport	AC Cobra	12:29:01	9	203,2
5	Paulo Lima		RP Motorsport	Ford	12:36:24	11	203,1
5	Paulo Lima		RP Motorsport	Ford	12:29:45	8	201,8
77	David Methley		Methley Motorsport	AC Cobra	12:26:54	8	201,7
77	David Methley		Methley Motorsport	AC Cobra	12:08:40	1	201,6
10	Ralf Huber		Calvin Motors	Corvette	12:29:01	6	201,5
77	David Methley		Methley Motorsport	AC Cobra	12:12:59	3	200,7
10	Ralf Huber		Calvin Motors	Corvette	12:13:55	2	199,5
5	Paulo Lima		RP Motorsport	Ford	12:27:26	7	199,2
123	Santos/Vieira		Aurora Motorsport	Porsche	12:32:22	10	198,6
77	David Methley		Methley Motorsport	AC Cobra	12:10:50	2	198,1
19	Jordi Puig		Skualo	Ford	12:25:08	6	197,8
5	Paulo Lima		RP Motorsport	Ford	12:10:51	2	197,5
123	Santos/Vieira		Aurora Motorsport	Porsche	12:25:45	7	197,5
123	Santos/Vieira		Aurora Motorsport	Porsche	12:12:45	3	197,0
123	Santos/Vieira		Aurora Motorsport	Porsche	12:17:28	5	196,9
19	Jordi Puig		Skualo	Ford	12:09:47	1	196,5
60	Pedro Bastos Rezende		Aurora Motorsport	Porsche	12:12:45	2	196,4
69	Maeers/Martin		Charlie Martin Motorsport	Cooper	12:26:44	7	196,1
10	Ralf Huber		Calvin Motors	Corvette	12:26:40	5	195,7
123	Santos/Vieira		Aurora Motorsport	Porsche	12:10:37	2	195,4
10	Ralf Huber		Calvin Motors	Corvette	12:11:35	1	194,4
5	Paulo Lima		RP Motorsport	Ford	12:08:34	1	194,4



20-22 octubre 2023

f7

Historic Endurance Qualifying Practice TOP FIVE MAXIMUM SPEEDS

Piloto	Nat	Equipo	Top Five Vmax				
19	Jordi Puig	Skualo	211,2	210,1	208,7	208,3	208,3
5	Paulo Lima	RP Motorsport	211,1	210,3	209,4	208,7	206,1
77	David Methley	Methley Motorsport	206,1	205,5	205,0	203,2	201,7
10	Ralf Huber	Calvin Motors	201,5	199,5	195,7	194,4	192,8
123	Santos/Vieira	Aurora Motorsport	198,6	197,5	197,0	196,9	195,4
60	Pedro Bastos Rezende	Aurora Motorsport	196,4	193,3	193,2	193,1	191,3
69	Maeers/Martin	Charlie Martin Motorsport	196,1	194,2	193,8	193,4	193,1
99	Meireles/Nina	Amaracing / Aurora Motorsport	192,5	191,5	191,3	191,2	190,6
227	Carlos Barbot	Foguete Racing	192,4	191,5	191,3	191,0	190,9
187	Joebstl/Willis		190,5	188,4	188,3	188,1	187,4
56	Adelman/McDonald	Hall & Hall	189,9	188,9	188,5	186,8	184,3
75	Brizado/Cardoso	Bayard / MRauto	189,4	189,0	188,7	188,6	187,3
255	Carlos A Oliveira	Foguete Racing	189,3	188,0	187,2	187,0	186,3
184	Jones/Atkinson		188,3	187,8	187,5	187,0	186,4
55	Paul Daniels	Paul Daniels	188,1	187,9	187,8	187,3	187,0
83	Duarte/Jesus	Lisbon Sports & Classic Cars	186,9	186,0	185,2	184,8	184,7
165	Maximilien Huber	Calvin Motors	185,7	185,0	184,2	182,7	180,7
84	Sanches/Lopez	BS Motorsport	185,3	184,7	183,5	183,4	183,4
257	Smithies/Clarkson		185,1	185,0	184,5	183,9	183,1
58	Mark Pangborn	Mark Pangborn	183,5	183,0	182,9	182,8	182,7
166	Guillaume Huber	Calvin Motors	183,0	182,7	182,1	182,0	181,7
17	Paul O'Reilly		181,1	180,5	179,0	179,0	178,9
174	Antonio Castro	Ultima Vuelta	178,3	178,2	178,2	177,7	176,7
225	Poças/Santos		172,9	172,4	171,9	171,8	170,6
204	Max Smith Hillard		171,9	171,0	168,6	168,1	167,5
20	Pinto/Pedro	RP Motorsport/Squadra	171,5	169,8	169,1	168,5	167,2
14	Gomes/Afoito	Centro Clássico	170,9	170,7	170,6	170,6	170,2
153	Manuel de la Torre	Eficar Team	168,9	168,6	168,4	167,9	167,8
92	Michel Mora	Garagem João Gomes	167,4	167,0	166,8	166,2	165,8
36	Rivera/Rivera	Real Circuito de Guadalupe	167,4	164,6	160,9	157,9	157,6
151	Delso/De Miguel	Clasicos Madrid	166,9	161,8	160,0	152,7	145,6
234	Lambert/Lambert	Brian Lambert	166,6	165,8	165,3	165,1	165,1



Historic Endurance Qualifying Practice TOP FIVE MAXIMUM SPEEDS

Piloto	Nat	Equipo	Top Five Vmax				
220 Paulo Rompante		RP Motorsport	165,3	165,0	163,6	163,2	162,4
317 Dal Maso/Carvalhosa		Garagem João Gomes	164,4	163,0	162,9	162,1	161,6
1 Velasco/Freitas		Curated Garage	161,4	161,1	160,9	159,9	159,6
50 Bevlacqua/Magalhães		Veiga Motorsport	155,6	155,4	152,8	152,2	151,3
221 Velez-Grilo/Velez-Grilo		Best Lap	150,7	150,4	149,5	149,2	147,9
176 Eduardo Davila		VDC Competición	136,4	136,1	136,1	135,9	134,5



20-22 octubre 2023

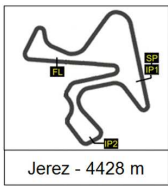
f8

Historic Endurance RACE 1 STARTING GRID



		2	
1	123	Santos/Vieira	2:05.706
		4	
2	69	Maeers/Martin	2:06.223
		6	
3	227	Carlos Barbot	2:08.514
		8	
4	187	Joebstl/Willis	2:08.917
		10	
5	99	Meireles/Nina	2:11.056
		12	
6	83	Duarte/Jesus	2:11.520
		14	
7	14	Gomes/Afoito	2:12.972
		16	
8	165	Maximilien Huber	2:14.092
		18	
9	17	Paul O'Reilly	2:15.440
		20	
10	132	Alonso/Zorrilla	2:16.601
		22	
11	55	Paul Daniels	2:16.626
		24	
12	257	Smithies/Clarkson	2:17.908
		26	
13	1	Velasco/Freitas	2:19.520
		28	
14	220	Paulo Rompante	2:20.592
		30	
15	174	Antonio Castro	2:20.705

		1	
19	Jordi Puig	2:05.215	
		3	
60	Pedro Bastos Rezende	2:06.030	
		5	
77	David Methley	2:07.194	
		7	
56	Adelman/McDonald	2:08.657	
		9	
84	Sanches/Lopez	2:09.843	
		11	
5	Paulo Lima	2:11.085	
		13	
184	Jones/Atkinson	2:12.674	
		15	
75	Brizido/Cardoso	2:13.636	
		17	
166	Guillaume Huber	2:14.913	
		19	
255	Carlos A Oliveira	2:16.028	
		21	
204	Max Smith Hillard	2:16.614	
		23	
10	Ralf Huber	2:17.845	
		25	
58	Mark Pangborn	2:18.564	
		27	
234	Lambert/Lambert	2:19.950	
		29	
20	Pinto/Pedro	2:20.669	



20-22 octubre 2023

f8

Historic Endurance RACE 1 STARTING GRID

16	92	32 Michel Mora	2:21.604
17	153	34 Manuel de la Torre	2:24.607
18	221	36 Velez-Grilo/Velez-Grilo	2:27.331
19	50	38 Bevlacqua/Magalhães	2:29.415
20			

225	31 Poças/Santos	2:20.758
317	33 Dal Maso/Carvalhosa	2:23.146
151	35 Delso/De Miguel	2:26.285
36	37 Rivera/Rivera	2:27.426
176	39 Eduardo Davila	2:38.227

STEWARDS

RACE DIRECTOR

TIMEKEEPER