

CLASSICS and LEGENDS

4 - 5 Marzo 2017

Laps:

Circuit de la C.Valenciana

Length: 4005 metros

Results

Carrera 1

Iberian Hist. Endur.

Pos.	N.	Driver	Team	Car	Nat.	Laps	Time	Best Lap	Last Lap	iL	Gap	Interval	Speed	Pt.	Cat.
1	60	BASTOS-Pais	Pedro Bastos	Porsche 911	POR	25	50:51,258	01:55,130	01:55,693	13			118,14		H76
2	53	GUTIERREZ-Fuster	AECD	Porsche 911	ESP	25	51:38,545	01:56,615	01:58,509	17	00:47,287	00:47,287	116,35		H71
3	85	ZORRILLA-Moreno	AECD	Porsche 911	ESP	24	51:16,147	01:58,152	02:00,391	20	-1 Lap	-1 Lap	112,49		H76
4	119	NOLTE,Georg	Georg Nolte	Bizzarrini	GER	24	51:17,860	02:00,730	02:02,835	17	-1 Lap	00:01,713	112,46		H65
5	126	NOGUERA,Antonio	Antonio Noguera	Lotus Elan	ESP	24	52:29,421	02:03,591	02:05,752	9	-1 Lap	01:11,561	109,89		H65
6	64	GARCIA,I.-García,A.	Ildelfonso García	Porsche 911	ESP	23	51:08,558	02:01,279	02:16,461	8	-2 Lap	-1 Lap	108,09		H76
7	189	BRANQUINHO-Saraira	Ricardo Branquinho	Alfa Romeo A	POR	23	51:49,349	02:04,934	02:09,432	8	-2 Lap	00:40,791	106,66		H76
8	47	DIAZ,Roberto	AECD	Alfa Romeo G	ESP	23	51:56,324	02:06,187	02:06,753	14	-2 Lap	00:06,975	106,42		H71
9	44	CARVALHOSA-Dal Maso	José Carvalhosa	Porsche 911	POR	23	52:03,807	02:06,091	02:14,658	5	-2 Lap	00:07,483	106,18		H71
10	25	TORRES-Rodríguez	Antonio Torres	Porsche 911	POR	23	52:23,864	02:06,847	02:14,948	8	-2 Lap	00:20,057	105,51		H65
11	57	SENA-Pina	Carlos Sena	Porsche 911	POR	23	52:34,248	02:06,877	02:07,747	22	-2 Lap	00:10,384	105,14		H76
12	110	FUJITA-Ando	Masami Fujita	Alfa Romeo G	JPN	23	52:55,888	02:09,772	02:10,673	19	-2 Lap	00:21,640	104,45		H65
13	33	SOLE,Joan	Nou Onze	Porsche 911	ESP	22	51:17,914	02:10,379	02:12,483	16	-3 Lap	-1 Lap	103,09		HC
14	67	ROLLAN,J.-Rollan,A.	Nou Onze	Porsche 911	ESP	22	51:56,369	02:10,743	02:18,517	14	-3 Lap	00:38,455	101,8		H71
15	77	SERRATOSA C.-Serrano	Rafael Serratosa	Porsche 911	ESP	22	51:56,723	02:05,544	02:14,685	8	-3 Lap	00:00,354	101,8		H71
16	27	BARBOSA,C.-Barbosa,M	MASM Team	Jaguar E	POR	22	52:28,174	02:06,326	02:14,053	3	-3 Lap	00:31,451	100,76		H65
17	50	TARRERO-Beltrán	Nou Onze	Porsche 604	ESP	21	51:57,369	02:16,730	02:24,214	2	-4 Lap	-1 Lap	97,14		H65
18	334	PARLANGE-Villette	Paul Parlange	Porsche 911	FRA	20	43:52,282	01:59,871	02:05,442	11	-5 Lap	-1 Lap	109,56		HC
19	66	CUBERO,Antonio	Nou Onze	Porsche 911	ESP	20	50:54,070	02:06,114	02:15,990	5	-5 Lap	07:01,788	94,42		H76
20	88	BRIONES-Horm	Nou Onze	Porsche 911	CZE	19	39:24,062	01:52,811	PIT1	2	-6 Lap	-1 Lap	115,88		HC
21	15	FERNANDEZ,I.-Fernánd	C.Porsche España	Porsche 356B	ESP	19	51:41,465	02:27,993	02:30,293	15	-6 Lap	12:17,403	88,34		H65
Not Classified 75%:															
.	79	FERRERIRA,Miguel	Miguel Ferreira	Ford Escort	POR	9	20:36,704	01:59,263	PIT1	5	-16 Lap	-10 Lap	104,99		H76
.	145	SERRANO,Francisco	Francisco Serrano	Mini Morris	ESP	9	52:15,838	02:19,203	02:36,925	3	-16 Lap	31:39,134	41,39		H71
.	141	VELASCO-Tarrero	AECD	Datsun	ESP	8	35:22,910	02:34,542	PIT1	2	-17 Lap	-1 Lap	54,36		H71

Best Lap: Rider 88 - BRIONES-Horm - Time: 01:52,811 at 127,81 Km/h

Pole position: 88 - BRIONES-Horm, time: 01:49,539

Circuit de la C.Valenciana

Final Official

Provisional Official

Length: 4005

Hour: 16:35:00

JURY:

Hour:

C.of the Course:

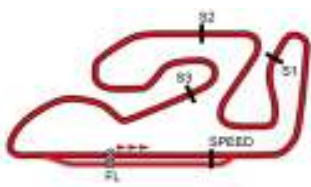
Hour:

C.Timekeeper:

Hour: 17:43:32



CRONOCIRCUIT: oscar.gutierrez@circuitvalencia.com



CLASSICS and LEGENDS

4 - 5 Marzo 2017

Laps:

Circuit de la C.Valenciana
Length: 4005 metros

Results

Carrera 1

Iberian Hist. Endur.

Pos.	N.	Driver	Team	Car	Nat.	Laps	Time	Best Lap	Last Lap	iL	Gap	Interval	Speed	Pt.	Cat.
Categoría: H65															
1	119	NOLTE, Georg	Georg Nolte	Bizzarini	GER	24	51:17,860	02:00,730	02:02,835	17			112,43		H65
2	126	NOGUERA, Antonio	Antonio Noguera	Lotus Elan	ESP	24	52:29,421	02:03,591	02:05,752	9	01:11,561	01:11,561	109,87		H65
3	25	TORRES-Rodríguez	Antonio Torres	Porsche 911	POR	23	52:23,864	02:06,847	02:14,948	8	-1 Lap	-1 Lap	105,48		H65
4	110	FUJITA-Ando	Masami Fujita	Alfa Romeo G	JPN	23	52:55,888	02:09,772	02:10,673	19	-1 Lap	00:32,024	104,42		H65
5	27	BARBOSA, C.-Barbosa, MASM Team		Jaguar E	POR	22	52:28,174	02:06,326	02:14,053	3	-2 Lap	-1 Lap	100,76		H65
6	50	TARRERO-Beltrán	Nou Onze	Porsche 604	ESP	21	51:57,369	02:16,730	02:24,214	2	-3 Lap	-1 Lap	97,13		H65
7	15	FERNANDEZ, I.-Fernánd	C.Porsche España	Porsche 356B	ESP	19	51:41,465	02:27,993	02:30,293	15	-5 Lap	-2 Lap	88,33		H65
Categoría: H71															
1	53	GUTIERREZ-Fuster	AECD	Porsche 911	ESP	25	51:38,545	01:56,615	01:58,509	17			116,33		H71
2	47	DIAZ, Roberto	AECD	Alfa Romeo G	ESP	23	51:56,324	02:06,187	02:06,753	14	-2 Lap	-2 Lap	106,41		H71
3	44	CARVALHOSA-Dal Maso	José Carvalhosa	Porsche 911	POR	23	52:03,807	02:06,091	02:14,658	5	-2 Lap	00:07,483	106,16		H71
4	67	ROLLAN, J.-Rollan, A.	Nou Onze	Porsche 911	ESP	22	51:56,369	02:10,743	02:18,517	14	-3 Lap	-1 Lap	101,78		H71
5	77	SERRATOSA C.-Serrano	Rafael Serratosa	Porsche 911	ESP	22	51:56,723	02:05,544	02:14,685	8	-3 Lap	00:00,354	101,77		H71
Not Classified 75%:															
.	145	SERRANO, Francisco	Francisco Serrano	Mini Morris	ESP	9	52:15,838	02:19,203	02:36,925	3	-16 Lap	-13 Lap	41,38		H71
.	141	VELASCO-Tarrero	AECD	Datsun	ESP	8	35:22,910	02:34,542	PIT1	2	-17 Lap	-1 Lap	54,33		H71
Categoría: H76															
1	60	BASTOS-Pais	Pedro Bastos	Porsche 911	POR	25	50:51,258	01:55,130	01:55,693	13			118,13		H76
2	85	ZORRILLA-Moreno	AECD	Porsche 911	ESP	24	51:16,147	01:58,152	02:00,391	20	-1 Lap	-1 Lap	112,49		H76
3	64	GARCIA, I.-García, A.	Ildefonso García	Porsche 911	ESP	23	51:08,558	02:01,279	02:16,461	8	-2 Lap	-1 Lap	108,07		H76
4	189	BRANQUINHO-Saraira	Ricardo Branquinho	Alfa Romeo A	POR	23	51:49,349	02:04,934	02:09,432	8	-2 Lap	00:40,791	106,65		H76
5	57	SENA-Pina	Carlos Sena	Porsche 911	POR	23	52:34,248	02:06,877	02:07,747	22	-2 Lap	00:44,899	105,13		H76
6	66	CUBERO, Antonio	Nou Onze	Porsche 911	ESP	20	50:54,070	02:06,114	02:15,990	5	-5 Lap	-3 Lap	94,42		H76
Not Classified 75%:															
.	79	FERRERIRA, Miguel	Miguel Ferreira	Ford Escort	POR	9	20:36,704	01:59,263	PIT1	5	-16 Lap	-11 Lap	104,93		H76
Categoría: HC															
1	33	SOLE, Joan	Nou Onze	Porsche 911	ESP	22	51:17,914	02:10,379	02:12,483	16			103,06		HC
2	334	PARLANGE-Villette	Paul Parlange	Porsche 911	FRA	20	43:52,282	01:59,871	02:05,442	11	-2 Lap	-2 Lap	109,55		HC
3	88	BRIONES-Horm	Nou Onze	Porsche 911	CZE	19	39:24,062	01:52,811	PIT1	2	-3 Lap	-1 Lap	115,88		HC

Best Lap: Rider 88 - BRIONES-Horm - Time: 01:52,811 at 127,81 Km/h

Pole position: 88 - BRIONES-Horm, time: 01:49,539

Circuit de la C.Valenciana

Final Official

Provisional Official

Length: 4005 Hour: 16:35:00

JURY:

Hour:

C.of the Course:

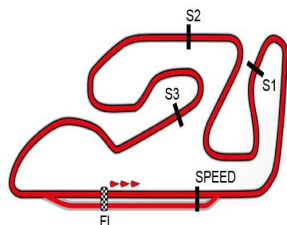
Hour:

C.Timekeeper:

Hour: 17:44:58



CRONOCIRCUIT: oscar.gutierrez@circuitvalencia.com



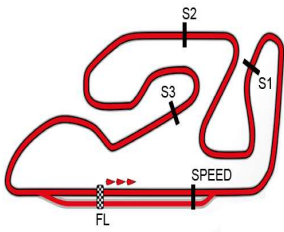
Circuit de la C.Valenciana

CLASSICS and LEGENDS

VUELTA A VUELTA SECTORES Carrera 1 Iberian Hist. Endur.

Main table containing driver results for 15-Fernandez, I., 25-Torres, Rodriguez, 33-Sole, Joan, 44-Carvalhosa, Dal Maso, and 27-Barbosa, C. Columns include V. Tiempo, Sector 1-4, V.Max, and Hora.





Circuit de la C.Valenciana

4 - 5 Marzo 2017

Circuit de la C.Valenciana

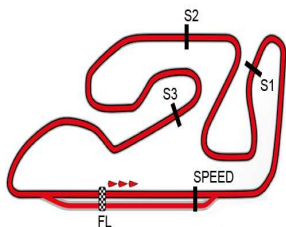
CLASSICS and LEGENDS

VUELTA A VUELTA SECTORES Carrera 1 Iberian Hist. Endur.

Table with columns: V. Tiempo, Sector 1, Sector 2, Sector 3, Sector 4, V.Max, Hora. Contains driver names and their lap times across multiple rows.

Logos for sponsors: CUERVO Y SORRINOS, Salam, AUTO RETRO, car, Clásico, HISTORIC ENDURANCE, RACING LEGENDS, CIRCUIT RICARDO TORMO.

CRONOCIRCUIT: oscar.gutierrez@circuitvalencia.com



Circuit de la C.Valenciana

4 - 5 Marzo 2017

Circuit de la C.Valenciana

CLASSICS and LEGENDS

VUELTA A VUELTA SECTORES Carrera 1 Iberian Hist. Endur.

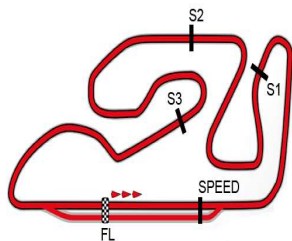
134 - PARLANGE-Villette								P.Vmax: 8	T. Ideal: 01:59,275
V. Tiempo	Sector 1	Sector 2	Sector 3	Sector 4	V.Max	Hora			
1	FIRST LAP	00:35,118	00:33,585	00:29,282	00:34,357	156,14	16:40:34		
2	02:06,617	00:28,469	00:33,533	00:28,693	00:35,922	181,01	16:42:41		
3	02:02,410	00:27,147	00:32,918	00:28,766	00:33,579	178,51	16:44:43		
4	02:02,700	00:27,758	00:33,160	00:28,146	00:33,636	178,02	16:46:46		
5	02:01,907	00:27,602	00:32,865	00:28,387	00:33,053	177,53	16:48:48		
6	02:00,921	00:27,612	00:32,685	00:27,746	00:32,878	179,50	16:50:48		
7	02:00,463	00:27,052	00:33,061	00:27,758	00:32,592	180,00	16:52:49		
8	02:00,211	00:27,063	00:32,576	00:28,016	00:32,556	179,50	16:54:49		
9	02:01,844	00:27,640	00:33,589	00:27,968	00:32,647	179,50	16:56:51		
10	02:01,313	00:27,460	00:33,478	00:27,778	00:32,597	182,54	16:58:52		
11	01:59,871	00:26,912	00:32,701	00:27,696	00:32,562	183,57	17:00:52		
12	02:00,140	00:27,179	00:32,781	00:27,231	00:32,949	182,02	17:02:52		
13	PIT	00:27,136	00:33,016	00:27,712	00:39,654	182,54	17:05:00		
14	04:33,515	02:52,481	00:35,482	00:30,545	00:35,007		17:09:33		
15	02:07,823	00:29,160	00:34,138	00:29,725	00:34,800	180,50	17:11:41		
16	02:06,142	00:28,775	00:33,748	00:29,423	00:34,196	181,01	17:13:47		
17	02:07,703	00:28,197	00:34,640	00:30,260	00:34,606	179,50	17:15:55		
18	02:05,761	00:28,369	00:33,926	00:29,364	00:34,102	179,50	17:18:01		
19	02:07,639	00:28,393	00:35,713	00:29,450	00:34,083	181,01	17:20:08		
20	02:05,442	00:28,266	00:33,052	00:29,164	00:34,960	180,50	17:22:14		

141 - VELASCO-Tarrero								P.Vmax: 24	T. Ideal: 02:32,054
V. Tiempo	Sector 1	Sector 2	Sector 3	Sector 4	V.Max	Hora			
1	FIRST LAP	00:35,139	00:40,355	00:34,679	00:42,676	126,56	16:41:07		
2	02:34,542	00:35,031	00:41,228	00:34,555	00:43,728	124,38	16:43:41		
3	PIT	00:34,728	00:41,133	00:34,635	00:54,220	123,66	16:46:26		
4	13:14,252	11:11,494	00:43,724	00:34,667	00:44,367		16:59:40		
5	02:35,875	00:35,571	00:42,277	00:34,546	00:43,481	123,90	17:02:16		
6	02:36,119	00:34,849	00:40,759	00:35,479	00:45,032	123,19	17:04:52		
7	02:35,542	00:35,431	00:42,455	00:34,295	00:43,361	121,12	17:07:28		
8	PIT	00:36,727	03:49,881	00:47,346	01:02,670	124,62	17:13:44		

145 - SERRANO,Francisco								P.Vmax: 23	T. Ideal: 02:18,749
V. Tiempo	Sector 1	Sector 2	Sector 3	Sector 4	V.Max	Hora			
1	FIRST LAP	00:32,927	00:38,304	00:31,364	00:38,448	137,29	16:40:55		
2	02:20,146	00:32,019	00:37,494	00:31,678	00:38,955	141,48	16:43:15		
3	02:19,203	00:31,961	00:37,043	00:31,297	00:38,902	137,00	16:45:34		
4	02:29,613	00:32,611	00:40,152	00:35,487	00:41,363	135,28	16:48:04		
5	PIT	00:35,647	00:41,979	01:06,216	00:47,677	129,08	16:51:16		
6	02:50,554	00:57,468	00:38,498	00:33,270	00:41,318		16:54:06		
7	31:11,937	29:02,471	00:44,661	00:37,530	00:47,275	137,58	17:25:18		
8	02:42,369	00:38,406	00:43,380	00:35,197	00:45,386	116,13	17:28:00		
9	02:36,925	00:37,169	00:41,461	00:34,734	00:43,561	122,73	17:30:37		

189 - BRANQUINHO-Saraira								P.Vmax: 12	T. Ideal: 02:03,329
V. Tiempo	Sector 1	Sector 2	Sector 3	Sector 4	V.Max	Hora			
1	FIRST LAP	00:37,730	00:36,290	00:29,293	00:34,886	151,76	16:40:40		
2	02:07,365	00:28,643	00:34,360	00:29,217	00:35,145	166,58	16:42:47		
3	02:06,551	00:28,894	00:34,316	00:28,738	00:34,603	164,89	16:44:54		
4	02:09,082	00:29,198	00:34,414	00:29,391	00:36,079	162,81	16:47:03		
5	02:07,166	00:29,249	00:34,416	00:28,718	00:34,783	164,89	16:49:10		
6	02:05,630	00:28,688	00:33,755	00:28,750	00:34,437	165,73	16:51:16		
7	02:07,010	00:29,994	00:34,264	00:28,666	00:34,086	164,47	16:53:23		
8	02:04,934	00:28,346	00:34,010	00:28,832	00:33,746	166,15	16:55:28		
9	02:06,533	00:29,741	00:33,650	00:28,865	00:34,277	166,15	16:57:34		
10	02:05,592	00:28,749	00:33,946	00:28,272	00:34,625	164,47	16:59:40		
11	02:05,875	00:28,680	00:33,766	00:28,234	00:35,195	162,00	17:01:46		
12	02:08,368	00:28,763	00:33,970	00:29,445	00:36,190	167,88	17:03:54		
13	PIT	00:28,860	00:33,003	00:28,605	00:43,132	159,21	17:06:07		
14	04:29,656	02:47,434	00:36,556	00:29,511	00:36,155		17:10:37		
15	02:13,087	00:29,804	00:36,759	00:30,124	00:36,400	165,73	17:12:50		
16	02:10,096	00:29,650	00:35,147	00:29,281	00:36,018	167,44	17:15:00		
17	02:12,478	00:31,938	00:34,789	00:29,653	00:36,098	167,88	17:17:13		
18	02:10,983	00:31,137	00:34,575	00:30,076	00:35,195	167,44	17:19:24		
19	02:10,675	00:29,077	00:35,121	00:30,974	00:35,503	167,44	17:21:34		
20	02:08,554	00:29,622	00:34,552	00:29,056	00:35,324	166,15	17:23:43		
21	02:08,092	00:29,773	00:33,929	00:29,011	00:35,379	169,63	17:25:51		
22	02:10,391	00:29,854	00:36,222	00:28,807	00:35,508	169,63	17:28:01		
23	02:09,432	00:29,150	00:35,259	00:29,331	00:35,692	165,73	17:30:11		

CRONOCIRCUIT: oscar.gutierrez@circuitvalencia.com

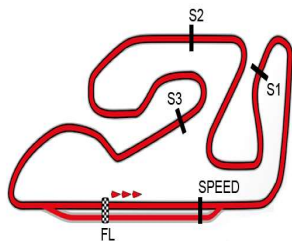


Circuit de la C.Valenciana
CLASSICS and LEGENDS

Análisis por vuelta Carrera 1 Iberian Hist. Endur.

Num	Tiempo	GAP	Num	Tiempo	GAP	Num	Tiempo	GAP	Num	Tiempo	GAP
88	01:54,066		64	02:04,473	3,287	88	04:33,142	0,284	119	02:01,359	01:40,9
50	02:20,036	1,811	57	PIT	8,458	334	02:07,823	0,409	15	02:30,181	01:50,0
67	02:19,643	8,259	33	04:30,547	19,826	126	02:05,865	17,880	27	02:31,062	01:54,2
126	02:05,298	17,338	126	03:46,909	34,153	33	02:11,545	22,526	Lap: 19		
189	02:05,592	20,003	60	PIT	36,012	53	01:57,622	38,835	Num	Tiempo	GAP
141	13:14,252	20,691	67	03:57,493	52,937	15	02:30,669	46,614	60	01:55,732	
77	PIT	27,157	189	PIT	01:03,0	67	02:10,743	53,236	88	PIT	12,531
60	01:56,322	28,243	27	03:39,104	01:17,9	44	02:12,972	53,521	66	02:15,287	24,239
44	02:07,664	30,018	66	02:09,211	01:20,8	25	02:11,961	56,946	334	02:05,761	27,670
66	PIT	30,318	50	04:48,492	01:33,9	189	02:13,087	01:09,4	57	02:10,568	35,291
47	02:07,579	32,410	77	02:20,303	01:49,4	27	02:09,978	01:11,1	53	01:59,073	39,232
25	02:09,315	40,447	119	03:37,233	02:00,6	47	02:24,265	01:17,4	77	02:15,753	39,528
27	02:10,599	01:04,6	Lap: 15			85	02:00,541	01:35,0	110	02:11,579	40,369
57	02:12,060	01:26,4	Num	Tiempo	GAP	119	02:02,530	01:35,4	126	02:04,551	43,614
53	02:00,028	01:31,3	88	PIT		66	02:18,570	01:44,1	64	02:12,732	45,122
334	01:59,871	01:32,5	110	02:14,450	6,187	Lap: 17			50	02:21,750	54,685
33	PIT	01:34,1	85	04:02,475	6,335	Num	Tiempo	GAP	33	02:11,753	01:03,7
64	02:02,125	01:41,2	64	PIT	8,078	88	01:58,723		67	02:10,987	01:35,8
85	02:02,311	01:44,5	15	06:10,518	17,893	50	02:21,755	0,319	44	02:11,723	01:38,8
Lap: 12			141	02:35,542	19,958	60	01:59,657	0,650	85	01:59,683	01:40,8
Num	Tiempo	GAP	33	02:13,573	29,955	77	02:14,128	0,797	119	02:01,366	01:46,5
88	01:55,106		126	02:07,303	38,012	141	PIT	4,717	25	02:13,929	01:47,3
15	PIT	0,538	44	03:50,443	01:00,1	57	02:08,645	5,725	189	02:10,983	01:50,6
119	02:05,088	1,155	67	02:12,610	01:02,1	334	02:06,142	7,544	47	PIT	01:52,9
60	01:56,318	29,455	25	03:45,912	01:02,8	64	02:16,845	10,734	Lap: 20		
189	02:05,875	30,772	53	03:25,630	01:13,1	110	02:13,329	10,934	Num	Tiempo	GAP
50	PIT	35,166	47	04:12,688	01:19,8	126	02:06,566	25,439	60	01:55,923	
126	PIT	36,963	27	02:08,919	01:23,3	33	02:11,451	34,970	27	02:10,030	12,640
44	02:09,455	44,367	66	02:14,973	01:32,4	53	01:56,615	36,443	15	02:27,993	26,422
67	PIT	45,163	50	02:19,590	01:50,0	67	02:11,923	01:06,1	334	02:07,639	39,386
47	02:08,279	45,583	77	02:16,398	02:02,3	44	02:14,068	01:08,5	53	01:57,151	40,460
25	02:08,999	54,340	119	02:05,660	02:02,8	25	02:16,763	01:14,7	57	02:08,262	47,630
141	02:35,875	01:01,4	85	02:00,073	02:06,4	15	02:29,902	01:17,5	126	02:04,818	52,509
27	PIT	01:28,5	110	02:12,245	02:18,4	189	02:10,096	01:20,5	110	02:11,481	55,927
110	03:41,145	01:30,7	57	04:14,444	02:19,4	27	02:08,647	01:20,8	77	02:15,294	58,899
53	01:59,714	01:36,0	334	04:33,515	02:25,4	47	02:07,638	01:26,0	64	02:12,505	01:01,7
334	02:00,140	01:37,5	60	04:01,933	02:34,5	85	01:59,534	01:35,6	50	02:19,356	01:18,1
57	02:11,940	01:43,2	33	02:13,884	02:43,8	119	02:00,730	01:37,1	66	PIT	01:18,3
64	02:02,433	01:48,5	126	02:06,861	02:44,8	Lap: 18			33	02:11,348	01:19,1
Lap: 13			15	02:30,910	02:48,8	Num	Tiempo	GAP	85	01:58,152	01:43,1
Num	Tiempo	GAP	44	02:13,222	03:13,4	60	01:56,956		119	02:01,193	01:51,8
88	01:54,849		53	02:00,920	03:14,0	88	01:58,212	0,606	67	02:12,568	01:52,4
85	PIT	2,174	67	02:13,248	03:15,3	66	02:17,163	4,684	Lap: 21		
119	PIT	18,256	25	02:15,002	03:17,8	334	02:07,703	17,641	Num	Tiempo	GAP
60	01:55,130	29,736	47	02:06,187	03:25,9	77	02:16,316	19,507	60	01:56,990	
189	02:08,368	44,291	189	04:29,656	03:29,2	57	02:12,336	20,455	44	02:15,569	1,489
47	PIT	01:05,4	27	02:10,670	03:34,0	110	02:11,194	24,522	25	02:13,619	8,051
66	04:26,173	01:06,5	66	02:26,016	03:58,4	64	02:14,994	28,122	189	02:10,675	8,436
44	PIT	01:08,0	119	02:02,959	04:05,7	50	02:25,954	28,667	47	02:21,358	21,442
25	PIT	01:15,2	85	02:00,998	04:07,4	126	02:06,962	34,795	27	02:12,703	28,353
77	04:46,776	01:23,9	50	02:20,344	04:10,4	53	01:57,054	35,891	53	01:57,287	40,757
141	02:36,119	01:42,7	77	02:16,169	04:18,5	33	02:10,379	47,743	334	02:05,442	47,838
53	PIT	01:45,8	64	04:17,676	04:25,7	67	02:12,041	01:20,5	57	02:09,173	59,813
110	02:14,138	01:50,0	57	02:09,487	04:28,9	44	02:11,866	01:22,8	126	02:04,792	01:00,3
334	PIT	01:50,2	110	02:11,038	04:29,4	25	02:12,052	01:29,1	15	02:34,516	01:03,9
Lap: 14			Lap: 16			189	02:12,478	01:35,4	110	02:09,772	01:08,7
Num	Tiempo	GAP	Num	Tiempo	GAP	47	02:07,305	01:35,7	64	02:12,112	01:16,8
88	01:54,870		60	01:58,357		85	01:58,911	01:36,9	77	PIT	01:33,8





Circuit de la C.Valenciana

CLASSICS and LEGENDS

Análisis por vuelta Carrera 1 Iberian Hist. Endur.

33	02:12,415	01:34,6	57	02:06,877	01:30,9
50	02:21,046	01:42,1	110	02:11,512	01:49,6
85	PIT	01:50,6			

Lap: 22

Num	Tiempo	GAP
60	01:56,587	
119	02:03,673	1,942
67	02:11,809	10,719
44	02:13,073	17,975
189	02:08,554	20,403
47	02:06,800	31,655
25	02:27,588	39,052
53	01:57,225	41,395
27	02:12,064	43,830
126	02:04,460	01:08,1
57	02:07,929	01:11,1
110	02:10,575	01:22,6
64	02:15,200	01:35,4
15	02:31,618	01:38,9
33	02:13,398	01:51,4
145	31:11,937	01:55,5

Lap: 25

Num	Tiempo	GAP
60	01:55,693	
66	02:15,990	2,812
64	02:16,461	17,300
85	02:00,391	24,889
119	02:02,835	26,602
33	02:12,483	26,656
53	01:58,509	47,287
15	02:30,293	50,207
189	02:09,432	58,091
47	02:06,753	01:05,0
67	02:18,517	01:05,1
77	02:14,685	01:05,4
50	02:24,214	01:06,1
44	02:14,658	01:12,5
145	02:36,925	01:24,5
25	02:14,948	01:32,6
27	02:14,053	01:36,9
126	02:05,752	01:38,1
57	02:07,747	01:42,9
110	02:10,673	02:04,6

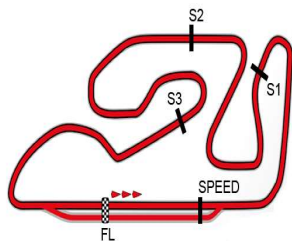
Lap: 23

Num	Tiempo	GAP
60	01:56,964	
119	02:03,850	8,828
50	02:24,956	13,579
85	02:20,425	17,537
67	02:13,665	27,420
77	02:49,871	30,158
189	02:08,092	31,531
44	02:15,190	36,201
53	01:59,265	43,696
47	02:10,379	45,070
25	02:14,635	56,723
27	02:13,699	01:00,5
126	02:06,708	01:17,9
57	02:07,438	01:21,6
110	02:09,975	01:35,7
66	06:12,289	01:40,0
64	02:15,627	01:54,1

Lap: 24

Num	Tiempo	GAP
60	01:57,570	
33	02:12,975	9,866
15	02:31,162	15,607
119	02:08,202	19,460
85	02:00,224	20,191
50	02:21,581	37,590
67	02:12,437	42,287
145	02:42,369	43,348
189	02:10,391	44,352
53	01:58,345	44,471
77	02:13,885	46,473
44	02:14,953	53,584
47	02:06,506	54,006
25	02:14,198	01:13,3
27	02:15,561	01:18,5
126	02:07,746	01:28,1

CROHOCIRCUIT: oscar.gutierrez@circuitvalencia.com



Circuit de la C.Valenciana

4 - 5 Marzo 2017

Circuit de la C.Valenciana

CLASSICS and LEGENDS

Velocidades máximas Carrera 1 Iberian Hist. Endur.

Piloto	Nacionalidad/Res.	Marca	Mejores 5 velocidades máx.					Media	Máx.
119 NOLTE,Georg	GER	Bizzarini	216,7	213,2	212,5	211,8	211,8	213,2	216,7
88 BRIONES-Horm	CZE	Porsche 911	208,4	207,0	205,7	205,7	205,1	206,4	208,4
60 BASTOS-Pais	POR	Porsche 911	195,8	195,8	195,8	194,6	193,4	195,1	195,8
27 BARBOSA,C.-Barbosa,M	POR	Jaguar E	191,2	191,2	190,6	190,0	190,0	190,6	191,2
53 GUTIERREZ-Fuster	ESP	Porsche 911	188,9	187,3	187,3	186,2	186,2	187,2	188,9
79 FERRERIRA,Miguel	POR	Ford Escort	186,7	184,6	184,1	184,1	183,6	184,6	186,7
126 NOGUERA,Antonio	ESP	Lotus Elan	184,6	184,1	183,1	183,1	182,0	183,4	184,6
85 ZORRILLA-Moreno	ESP	Porsche 911	183,6	183,1	182,5	182,5	181,5	182,6	183,6
334 PARLANGE-Villette	FRA	Porsche 911	183,6	182,5	182,5	182,0	181,0	182,3	183,6
44 CARVALHOSA-Dal Maso	POR	Porsche 911	174,2	173,3	172,8	172,3	172,3	173,0	174,2
64 GARCIA,I.-García,A.	ESP	Porsche 911	172,3	171,9	171,9	171,4	171,4	171,8	172,3
189 BRANQUINHO-Saraira	POR	Alfa Romeo A	169,6	169,6	167,9	167,9	167,4	168,5	169,6
47 DIAZ,Roberto	ESP	Alfa Romeo G	168,3	167,4	167,4	167,0	167,0	167,4	168,3
66 CUBERO,Antonio	ESP	Porsche 911	167,4	162,8	159,2	157,3	155,0	160,4	167,4
33 SOLE,Joan	ESP	Porsche 911	165,3	164,9	164,9	164,5	164,5	164,8	165,3
50 TARRERO-Beltrán	ESP	Porsche 604	163,6	162,4	162,0	161,6	161,2	162,2	163,6
25 TORRES-Rodríguez	POR	Porsche 911	163,6	163,2	163,2	162,4	162,4	163,0	163,6
67 ROLLAN,J.-Rollan,A.	ESP	Porsche 911	162,0	161,6	161,6	161,2	161,2	161,5	162,0
110 FUJITA-Ando	JPN	Alfa Romeo G	158,4	156,9	156,9	156,5	156,5	157,1	158,4
57 SENA-Pina	POR	Porsche 911	156,1	155,4	155,0	155,0	154,7	155,2	156,1
77 SERRATOSA C.-Serrano	ESP	Porsche 911	152,8	152,5	152,5	152,5	152,5	152,5	152,8
15 FERNANDEZ,I.-Fernández,M	ESP	Porsche 356B	150,3	149,3	149,0	148,6	148,3	149,1	150,3
145 SERRANO,Francisco	ESP	Mini Morris	141,5	137,6	137,3	137,0	135,3	137,7	141,5
141 VELASCO-Tarrero	ESP	Datsun	126,6	124,6	124,4	123,9	123,7	124,6	126,6



CROHOCIRCUIT: oscar.gutierrez@circuitvalencia.com