



Circuito de Madrid Jarama - RACE

Iberian Historic Endurance

Race - 1

Resultados Finales



Cls	Nº	Team	Driver - 1	Driver - 2	Vehicle	Cat	Cl	Laps	Total Time	Gap	Interval	Km/h	Best	Time	Km/h
1	5	Paulo Lima	Paulo Lima		Ford GT40	GTP & SC	1	24	50:43.621			109.2	18	1:49.987	126.0
2	123	Bruno Santos	Bruno Santos		Porsche 911 3.0 RS	H-1976	1	24	50:45.461	1.840	1.840	109.2	24	1:50.347	125.6
3	176	AECD	Eduardo Davila Vega		Porsche 911 3.0 RS	H-1976	2	24	50:59.109	15.488	13.648	108.7	13	1:51.318	124.5
4	44	Cláudio Vieira	Cláudio Vieira		Porsche 911 3.0 RS	H-1976	3	24	50:59.841	16.220	0.732	108.7	3	1:52.101	123.6
5	290	Miguel Lobo	Miguel Lobo		Shelby Cobra Daytona Coupé	INV *	1	24	51:10.742	27.121	10.901	108.3	3	1:52.581	123.1
6	273	Laurent Jaspers	Laurent Jaspers		Jaguar E-Type 63	H-1965	1	24	51:11.555	27.934	0.813	108.2	24	1:53.142	122.5
7	269	Olivier Muytjens	<u>Grégoire Audi</u>	Olivier Muytjens	Shelby Cobra Daytona	H-1965	2	24	51:13.878	30.257	2.323	108.2	2	1:52.618	123.0
8	83	Bruno Duarte	<u>Bruno Duarte</u>	Filipe Silva Jesus	Porsche 911 RS 3.0	H-1976	4	24	51:32.731	49.110	18.853	107.5	6	1:54.508	121.0
9	75	Carlos Brizido	Carlos Brizido		Porsche 911 3.0 RS	H-1976	5	24	51:52.648	1:09.027	19.917	106.8	3	1:56.573	118.8
10	337	Piero dal Maso	<u>Piero dal Maso</u>	José Carvalhosa	Porsche 911 2.5 ST	H-1971	1	23	51:05.481	1 Vta.	1 Vta.	103.9	3	1:59.970	115.5
11	28	P-A Forsvall	P-A Forsvall		Lotus Elan	H-1965	3	23	51:24.319	1 Vta.	18.838	103.3	16	2:02.234	113.3
12	366	Guillaume Huber	Guillaume Huber		Ford Mustang	H-1965	4	23	51:31.068	1 Vta.	6.749	103.1	16	1:59.698	115.7
13	367	Ralf Huber	Ralf Huber		Bizzarrini 5300 GT	H-1965	5	23	51:34.606	1 Vta.	3.538	103.0	12	2:02.760	112.9
14	327	Nuno Nunes	<u>Nuno Nunes</u>	Piero dal Maso	Porsche 911 SWB	GDS	1	23	51:37.298	1 Vta.	2.692	102.9	13	2:04.923	110.9
15	47	Escuderia Madrid Historicos	<u>Roberto Diaz-Rincon</u>	Jorge Santos	Alfa Romeo 1750 GTAm	H-1971	2	23	51:37.548	1 Vta.	0.250	102.9	22	2:02.678	112.9
16	132	AECD	<u>Juan Alonso Catalá</u>	Jose Antonio Zorrilla	Porsche 911 3.0 RS	H-1976	6	23	51:38.103	1 Vta.	0.555	102.8	2	1:55.621	119.8
17	102	Thierry Lafont	Thierry Lafont	Damien Kohler	AC Cobra 289	H-1965	6	23	51:59.686	1 Vta.	21.583	102.1	23	1:57.078	118.3
18	153	AECD	Manuel Gonzalez de la Torre		Porsche 914/6	H-1971	3	23	52:11.076	1 Vta.	11.390	101.8	16	2:02.422	113.2
19	174	António Castro Ortega	<u>António Castro Ortega</u>	Angel Lanchares Alonso	Porsche 2.5 ST	H-1971	4	22	51:23.363	2 Vtas.	1 Vta.	98.8	2	2:01.345	114.2
20	55 *	Paul Daniels	<u>Paul Daniels</u>	Markus Palttala	Porsche 911 2.8 RSR	H-1976	7	22	52:08.795	2 Vtas.	45.432	97.4	4	2:04.225	111.5
21	165	Fabrice Bernollin	Fabrice Bernollin		Shelby Daytona Cobra 4700	H-1965	7	22	52:20.706	2 Vtas.	11.911	97.0	17	2:05.929	110.0
22	34	Carlos M. Santos	<u>Carlos M. Santos</u>	Carlos A. Santos	Ford Escort RS 2000	H-1976	8	22	52:32.173	2 Vtas.	11.467	96.7	3	2:04.819	111.0
23	23 *	Vincent Tourneur	Vincent Tourneur		Porsche 911 SWB	GDS	2	22	53:06.924	2 Vtas.	34.751	95.6	4	2:12.433	104.6
24	138	Sydney Beynat	<u>Sydney Beynat</u>	Alexandre Bouchon	Alfa Romeo GT Am	H-1971	5	21	51:39.093	3 Vtas.	1 Vta.	93.9	15	2:06.261	109.7
25	221	Alberto Velez-Grilo	<u>Alberto Velez-Grilo</u>	Tomaz Velez-Grilo	BMW 1800 TISA	GDS	3	21	51:40.139	3 Vtas.	1.046	93.8	15	2:12.122	104.9
26	158	Martin Aubert	<u>Martin Aubert</u>	Adam Bruzas	Lotus Elite	GDS	4	21	52:45.207	3 Vtas.	1:05.068	91.9	4	2:14.667	102.9
27	216	Jorge Guimarães	Jorge Guimarães		Volvo 121	H-1971	6	20	48:01.762	4 Vtas.	1 Vta.	96.1	2	2:08.294	108.0
28	1	AECD	<u>Francisco Freitas</u>	Guillermo Velasco Baisse	Porsche 356 SC	H-1965	8	20	51:43.675	4 Vtas.	3:41.913	89.3	3	2:04.829	111.0
29	82 *	Fabiano Vivacqua	Fabiano Vivacqua		Porsche 356 B	H-1965	9	20	53:54.393	4 Vtas.	2:10.718	85.7	20	2:23.766	96.4
Not classified: (Requirements: 75% of number laps of leader = 18 Laps)															
107	Luis Delso Heras	<u>Javier Garcia Revenga</u>	Roberto López Garcia		Alfa Romeo Giulietta	GDS	5	17	52:18.024	7 Vtas.	3 Vtas.	75.0	17	2:30.085	92.3
33	Domingos S. Coutinho	Domingos S. Coutinho	Alcides Petiz		BMW 2800 CS	H-1971	7	15	34:51.064	9 Vtas.	2 Vtas.	99.4	4	1:56.765	118.6
7	Clasicos Madrid	<u>José Rueda Ortiz</u>	Pablo Rueda Muñoz		Elva MK7	GTP & SC	2	15	42:01.383	9 Vtas.	7:10.319	82.4	2	1:54.903	120.6
545	François Guerin	François Guerin			BMW 1600 ti	H-1971	8	10	23:51.069	14 Vtas.	5 Vtas.	96.8	2	2:09.734	106.8

Published at: 19h 53'

Stewards:

Jerónimo CUERVA
 CD-0819-ESP/M

David VICENTE
 CD-0680-ESP/M

Track Temp: 39.8 °C Air Temp: 28.5 °C Humidity: 20 % Track Status: SECA

Ángel LINAJE

CD-0082-ESP/M

Timekeeper:

María Jesús GAMAZO

JOB-0499-ESP/M





Circuito de Madrid Jarama - RACE

Iberian Historic Endurance

Race - 1

Resultados Finales



Cls	Nº	Team	Driver - 1	Driver - 2	Vehicle	Cat	Cl	Laps	Total Time	Gap	Interval	Km/h	Best	Time	Km/h
67		Jerome Quiot	Jerome Quiot		Lotus Cortina	GDS	6	6	14:13.788	18 Vtas.	4 Vtas.	97.4	3	2:09.262	107.2
10		Max Huber	Max Huber		Shelby Cobra	H-1965	10								
146		Xavier Rascagneres	<u>Xavier Rascagneres</u>	Jérôme Peyrat	Lotus 23B	GTP & SC	3								

Vta. Rápida Paulo Lima en 1:49.987 a 126.0 Km/h en la vta. 18

* PENALTIES


Dorsal 23 penalizado con 34" por Drive Through en diferido según art. 14.2 R.D.I.H.E.

Dorsal 55 penalizado con 34" por Drive Through en diferido según art. 14.1b.1 R.D.I.H.E.


Dorsal 82 penalizado con 64" según art. 14.2.1 R.D.I.H.E.



Published at: 194.53'

Stewards:

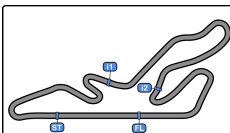

 Jerónimo CUERVA
 CD-0819-ESP/M




 David VICENTE
 CD-0680-ESP/M

Track Temp: 39.8 °C Air Temp: 28.5 °C Humidity: 20 % Track Status: SECA
 Ángel LINAJE 
 CD-0082-ESP/M
 Timekeeper:  María Jesús GAMAZO
 JOB-0499-ESP/M





Circuito de Madrid Jarama - RACE

Iberian Historic Endurance

Race - 1

Resultados Provisionales



Circuito de Madrid Jarama-RACE 3.850 m.

Cls	Nº	Team	Driver - 1	Driver - 2	Vehicle	Cat	Cl	Laps	Total Time	Gap	Interval	Km/h	Best	Time	Km/h
1	5	Paulo Lima	Paulo Lima		Ford GT40	GTP & SC	1	24	50:43.621			109.2	18	1:49.987	126.0
2	123	Bruno Santos	Bruno Santos		Porsche 911 3.0 RS	H-1976	1	24	50:45.461	1.840	1.840	109.2	24	1:50.347	125.6
3	176	AECD	Eduardo Davila Vega		Porsche 911 3.0 RS	H-1976	2	24	50:59.109	15.488	13.648	108.7	13	1:51.318	124.5
4	44	Cláudio Vieira	Cláudio Vieira		Porsche 911 3.0 RS	H-1976	3	24	50:59.841	16.220	0.732	108.7	3	1:52.101	123.6
5	290	Miguel Lobo	Miguel Lobo		Shelby Cobra Daytona Coupé	INV *	1	24	51:10.742	27.121	10.901	108.3	3	1:52.581	123.1
6	273	Laurent Jaspers	Laurent Jaspers		Jaguar E-Type 63	H-1965	1	24	51:11.555	27.934	0.813	108.2	24	1:53.142	122.5
7	269	Olivier Muytjens	<u>Grégoire Audi</u>	Olivier Muytjens	Shelby Cobra Daytona	H-1965	2	24	51:13.878	30.257	2.323	108.2	2	1:52.618	123.0
8	83	Bruno Duarte	<u>Bruno Duarte</u>	Filipe Silva Jesus	Porsche 911 RS 3.0	H-1976	4	24	51:32.731	49.110	18.853	107.5	6	1:54.508	121.0
9	75	Carlos Brizido	Carlos Brizido		Porsche 911 3.0 RS	H-1976	5	24	51:52.648	1:09.027	19.917	106.8	3	1:56.573	118.8
10	337	Piero dal Maso	<u>Piero dal Maso</u>	José Carvalhosa	Porsche 911 2.5 ST	H-1971	1	23	51:05.481	1 Vta.	1 Vta.	103.9	3	1:59.970	115.5
11	28	P-A Forsvall	P-A Forsvall		Lotus Elan	H-1965	3	23	51:24.319	1 Vta.	18.838	103.3	16	2:02.234	113.3
12	366	Guillaume Huber	Guillaume Huber		Ford Mustang	H-1965	4	23	51:31.068	1 Vta.	6.749	103.1	16	1:59.698	115.7
13	367	Ralf Huber	Ralf Huber		Bizzarrini 5300 GT	H-1965	5	23	51:34.606	1 Vta.	3.538	103.0	12	2:02.760	112.9
14	327	Nuno Nunes	<u>Nuno Nunes</u>	Piero dal Maso	Porsche 911 SWB	GDS	1	23	51:37.298	1 Vta.	2.692	102.9	13	2:04.923	110.9
15	47	Escudería Madrid Historicos	<u>Roberto Diaz-Rincon</u>	Jorge Santos	Alfa Romeo 1750 GTAm	H-1971	2	23	51:37.548	1 Vta.	0.250	102.9	22	2:02.678	112.9
16	132	AECD	<u>Juan Alonso Catalá</u>	Jose Antonio Zorrilla	Porsche 911 3.0 RS	H-1976	6	23	51:38.103	1 Vta.	0.555	102.8	2	1:55.621	119.8
17	102	Thierry Lafont	Thierry Lafont	Damien Kohler	AC Cobra 289	H-1965	6	23	51:59.686	1 Vta.	21.583	102.1	23	1:57.078	118.3
18	153	AECD	Manuel Gonzalez de la Torre		Porsche 914/6	H-1971	3	23	52:11.076	1 Vta.	11.390	101.8	16	2:02.422	113.2
19	174	António Castro Ortega	<u>António Castro Ortega</u>	Angel Lanchares Alonso	Porsche 2.5 ST	H-1971	4	22	51:23.363	2 Vtas.	1 Vta.	98.8	2	2:01.345	114.2
20	55	Paul Daniels	<u>Paul Daniels</u>	Markus Palttala	Porsche 911 2.8 RSR	H-1976	7	22	51:34.795	2 Vtas.	11.432	98.5	4	2:04.225	111.5
21	165	Fabrice Bernollin	Fabrice Bernollin		Shelby Daytona Cobra 4700	H-1965	7	22	52:20.706	2 Vtas.	45.911	97.0	17	2:05.929	110.0
22	34	Carlos M. Santos	<u>Carlos M. Santos</u>	Carlos A. Santos	Ford Escort RS 2000	H-1976	8	22	52:32.173	2 Vtas.	11.467	96.7	3	2:04.819	111.0
23	23	Vincent Tourneur	Vincent Tourneur		Porsche 911 SWB	GDS	2	22	52:32.924	2 Vtas.	0.751	96.7	4	2:12.433	104.6
24	138	Sydney Beynat	<u>Sydney Beynat</u>	Alexandre Bouchon	Alfa Romeo GT Am	H-1971	5	21	51:39.093	3 Vtas.	1 Vta.	93.9	15	2:06.261	109.7
25	221	Alberto Velez-Grilo	<u>Alberto Velez-Grilo</u>	Tomaz Velez-Grilo	BMW 1800 TiSA	GDS	3	21	51:40.139	3 Vtas.	1.046	93.8	15	2:12.122	104.9
26	158	Martin Aubert	<u>Martin Aubert</u>	Adam Bruzas	Lotus Elite	GDS	4	21	52:45.207	3 Vtas.	1:05.068	91.9	4	2:14.667	102.9
27	216	Jorge Guimarães	Jorge Guimarães		Volvo 121	H-1971	6	20	48:01.762	4 Vtas.	1 Vta.	96.1	2	2:08.294	108.0
28	1	AECD	<u>Francisco Freitas</u>	Guillermo Velasco Baisse	Porsche 356 SC	H-1965	8	20	51:43.675	4 Vtas.	3:41.913	89.3	3	2:04.829	111.0
29	82	Fabiano Vivacqua	Fabiano Vivacqua		Porsche 356 B	H-1965	9	20	52:50.393	4 Vtas.	1:06.718	87.4	20	2:23.766	96.4
Not classified: (Requirements: 75% of number laps of leader = 18 Laps)															
107	Luis Delso Heras	<u>Javier Garcia Revenga</u>	Roberto López Garcia		Alfa Romeo Giulietta	GDS	5	17	52:18.024	7 Vtas.	3 Vtas.	75.0	17	2:30.085	92.3
33	Domingos S. Coutinho	Domingos S. Coutinho	Alcides Petiz		BMW 2800 CS	H-1971	7	15	34:51.064	9 Vtas.	2 Vtas.	99.4	4	1:56.765	118.6
7	Clasicos Madrid	<u>José Rueda Ortiz</u>	Pablo Rueda Muñoz		Elva MK7	GTP & SC	2	15	42:01.383	9 Vtas.	7:10.319	82.4	2	1:54.903	120.6
545	François Guerin	François Guerin			BMW 1600 ti	H-1971	8	10	23:51.069	14 Vtas.	5 Vtas.	96.8	2	2:09.734	106.8

Published at:.....19h 23m.....

Track Temp: 39.8 °C Air Temp: 28.5 °C Humidity: 20 % Track Status: SECA

Race Director:



Ramiro BRITO

DCI PT24/0086

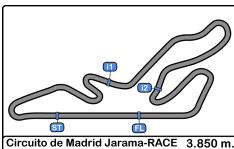
Timekeeper:



Maria.Jesús GAMAZO

JOB-0499-ESP/M





Circuito de Madrid Jarama - RACE

Iberian Historic Endurance

Race - 1

Resultados Provisionales



Cls	Nº	Team	Driver - 1	Driver - 2	Vehicle	Cat	Cl	Laps	Total Time	Gap	Interval	Km/h	Best	Time	Km/h
67		Jerome Quiot	Jerome Quiot		Lotus Cortina	GDS	6	6	14:13.788	18 Vtas.	4 Vtas.	97.4	3	2:09.262	107.2
10		Max Huber	Max Huber		Shelby Cobra	H-1965	10								
146		Xavier Rascagneres	<u>Xavier Rascagneres</u>	Jérôme Peyrat	Lotus 23B	GTP & SC	3								

Vta. Rápida Paulo Lima en 1:49.987 a 126.0 Km/h en la vta. 18

Published at: 19h 23m

Track Temp: 39.8 °C Air Temp: 28.5 °C Humidity: 20 % Track Status: SECA

Race Director:

Ramiro BRITO

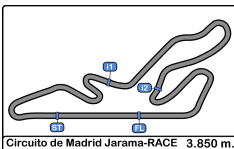
DCI PT24/0086

Timekeeper:

Maria Jesús GAMAZO

JOB-0499-ESP/M





Circuito de Madrid Jarama - RACE

Iberian Historic Endurance

Race - 1

Resultados Provisionales



Cls	Nº	Team	Driver - 1	Driver - 2	Vehicle	Cat	Cl	Laps	Total Time	Gap	Interval	Km/h	Best	Time	Km/h
67		Jerome Quiot	Jerome Quiot		Lotus Cortina	GDS	6	6	14:13.788	18 Vtas.	4 Vtas.	97.4	3	2:09.262	107.2
10		Max Huber	Max Huber		Shelby Cobra	H-1965	10								
146		Xavier Rascagneres	<u>Xavier Rascagneres</u>	Jérôme Peyrat	Lotus 23B	GTP & SC	3								

Vta. Rápida Paulo Lima en 1:49.987 a 126.0 Km/h en la vta. 18

Published at:.....

Track Temp: 39.8 °C Air Temp: 28.5 °C Humidity: 20 % Track Status: SECA

Race Director:

Ramiro BRITO

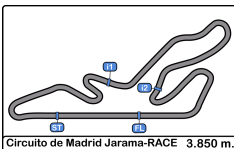
DCI PT24/0086

Timekeeper:

Maria.Jesús GAMAZO

JOB-0499-ESP/M





Circuito de Madrid Jarama - RACE
Iberian Historic Endurance
Race - 1
Resultados Provisionales por Categoría



GTP & SC															
Cls	Nº	Team	Driver - 1	Driver - 2	Vehicle	Cat	Cl	Laps	Total Time	Gap	Interval	Km/h	Best	Time	Km/h
1	5	Paulo Lima	Paulo Lima		Ford GT40	GTP & SC	1	24	50:43.621			109.2	18	1:49.987	126.0
Not classified: (Requirements: 75% of number laps of leader = 18 Laps)															
	7	Clasicos Madrid	<u>José Rueda Ortiz</u>	Pablo Rueda Muñoz	Elva MK7	GTP & SC	2	15	42:01.383	9 Vtas.	9 Vtas.	82.4	2	1:54.903	120.6
	146	Xavier Rascagneres	<u>Xavier Rascagneres</u>	Jérôme Peyrat	Lotus 23B	GTP & SC	3								

H-1976															
Cls	Nº	Team	Driver - 1	Driver - 2	Vehicle	Cat	Cl	Laps	Total Time	Gap	Interval	Km/h	Best	Time	Km/h
1	123	Bruno Santos	Bruno Santos		Porsche 911 3.0 RS	H-1976	1	24	50:45.461			109.2	24	1:50.347	125.6
2	176	AECD	Eduardo Davila Vega		Porsche 911 3.0 RS	H-1976	2	24	50:59.109	13.648	13.648	108.7	13	1:51.318	124.5
3	44	Cláudio Vieira	Cláudio Vieira		Porsche 911 3.0 RS	H-1976	3	24	50:59.841	14.380	0.732	108.7	3	1:52.101	123.6
4	83	Bruno Duarte	<u>Bruno Duarte</u>	Filipe Silva Jesus	Porsche 911 RS 3.0	H-1976	4	24	51:32.731	47.270	32.890	107.5	6	1:54.508	121.0
5	75	Carlos Brizido	Carlos Brizido		Porsche 911 3.0 RS	H-1976	5	24	51:52.648	1:07.187	19.917	106.8	3	1:56.573	118.8
6	132	AECD	<u>Juan Alonso Catalá</u>	Jose Antonio Zorrilla	Porsche 911 3.0 RS	H-1976	6	23	51:38.103	1 Vta.	1 Vta.	102.8	2	1:55.621	119.8
7	55	Paul Daniels	<u>Paul Daniels</u>	Markus Palttala	Porsche 911 2.8 RSR	H-1976	7	22	51:34.795	2 Vtas.	1 Vta.	98.5	4	2:04.225	111.5
8	34	Carlos M. Santos	<u>Carlos M. Santos</u>	Carlos A. Santos	Ford Escort RS 2000	H-1976	8	22	52:32.173	2 Vtas.	57.378	96.7	3	2:04.819	111.0

INV *															
Cls	Nº	Team	Driver - 1	Driver - 2	Vehicle	Cat	Cl	Laps	Total Time	Gap	Interval	Km/h	Best	Time	Km/h
1	290	Miguel Lobo	Miguel Lobo		Shelby Cobra Daytona Coupé	INV *	1	24	51:10.742			108.3	3	1:52.581	123.1

H-1965															
Cls	Nº	Team	Driver - 1	Driver - 2	Vehicle	Cat	Cl	Laps	Total Time	Gap	Interval	Km/h	Best	Time	Km/h
1	273	Laurent Jaspers	Laurent Jaspers		Jaguar E-Type 63	H-1965	1	24	51:11.555			108.2	24	1:53.142	122.5
2	269	Olivier Muytjens	<u>Grégoire Audi</u>	Olivier Muytjens	Shelby Cobra Daytona	H-1965	2	24	51:13.878	2.323	2.323	108.2	2	1:52.618	123.0
3	28	P-A Forsvall	P-A Forsvall		Lotus Elan	H-1965	3	23	51:24.319	1 Vta.	1 Vta.	103.3	16	2:02.234	113.3
4	366	Guillaume Huber	Guillaume Huber		Ford Mustang	H-1965	4	23	51:31.068	1 Vta.	6.749	103.1	16	1:59.698	115.7
5	367	Ralf Huber	Ralf Huber		Bizzarrini 5300 GT	H-1965	5	23	51:34.606	1 Vta.	3.538	103.0	12	2:02.760	112.9
6	102	Thierry Lafont	Thierry Lafont	Damien Kohler	AC Cobra 289	H-1965	6	23	51:59.686	1 Vta.	25.080	102.1	23	1:57.078	118.3
7	165	Fabrice Bernollin	Fabrice Bernollin		Shelby Daytona Cobra 4700	H-1965	7	22	52:20.706	2 Vtas.	1 Vta.	97.0	17	2:05.929	110.0
8	1	AECD	<u>Francisco Freitas</u>	Guillermo Velasco Baisse	Porsche 356 SC	H-1965	8	20	51:43.675	4 Vtas.	2 Vtas.	89.3	3	2:04.829	111.0
9	82	Fabiano Vivacqua	Fabiano Vivacqua		Porsche 356 B	H-1965	9	20	52:50.393	4 Vtas.	1:06.718	87.4	20	2:23.766	96.4
Not classified: (Requirements: 75% of number laps of leader = 18 Laps)															
	10	Max Huber	Max Huber		Shelby Cobra	H-1965	10								

Published at:.....

Track Temp: **39.8 °C** Air Temp: **28.5 °C** Humidity: **20 %** Track Status: **SECA**

Race Director:

Ramiro BRITO

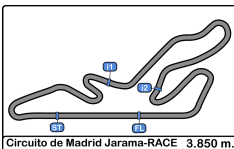
DCI PT24/0086

Timekeeper:

Maria.Jesús GAMAZO

JOB-0499-ESP/M





Circuito de Madrid Jarama - RACE
Iberian Historic Endurance
Race - 1
Resultados Provisionales por Categoría



H-1971															
Cls	Nº	Team	Driver - 1	Driver - 2	Vehicle	Cat	Cl	Laps	Total Time	Gap	Interval	Km/h	Best	Time	Km/h
1	337	Piero dal Maso	<u>Piero dal Maso</u>	José Carvalhosa	Porsche 911 2.5 ST	H-1971	1	23	51:05.481			103.9	3	1:59.970	115.5
2	47	Escudería Madrid Historicos	<u>Roberto Diaz-Rincon</u>	Jorge Santos	Alfa Romeo 1750 GTAm	H-1971	2	23	51:37.548	32.067	32.067	102.9	22	2:02.678	112.9
3	153	AECD	Manuel Gonzalez de la Torre		Porsche 914/6	H-1971	3	23	52:11.076	1:05.595	33.528	101.8	16	2:02.422	113.2
4	174	António Castro Ortega	<u>António Castro Ortega</u>	Angel Lanchares Alonso	Porsche 2.5 ST	H-1971	4	22	51:23.363	1 Vta.	1 Vta.	98.8	2	2:01.345	114.2
5	138	Sydney Beynat	<u>Sydney Beynat</u>	Alexandre Bouchon	Alfa Romeo GT Am	H-1971	5	21	51:39.093	2 Vtas.	1 Vta.	93.9	15	2:06.261	109.7
6	216	Jorge Guimarães	Jorge Guimarães		Volvo 121	H-1971	6	20	48:01.762	3 Vtas.	1 Vta.	96.1	2	2:08.294	108.0

Not classified: (Requirements: 75% of number laps of leader = 18 Laps)

33	Domingos S. Coutinho	Domingos S. Coutinho	Alcides Petiz		BMW 2800 CS	H-1971	7	15	34:51.064	8 Vtas.	5 Vtas.	99.4	4	1:56.765	118.6
545	François Guerin	François Guerin			BMW 1600 ti	H-1971	8	10	23:51.069	13 Vtas.	5 Vtas.	96.8	2	2:09.734	106.8

GDS															
Cls	Nº	Team	Driver - 1	Driver - 2	Vehicle	Cat	Cl	Laps	Total Time	Gap	Interval	Km/h	Best	Time	Km/h
1	327	Nuno Nunes	<u>Nuno Nunes</u>	Piero dal Maso	Porsche 911 SWB	GDS	1	23	51:37.298			102.9	13	2:04.923	110.9
2	23	Vincent Tourneur	Vincent Tourneur		Porsche 911 SWB	GDS	2	22	52:32.924	1 Vta.	1 Vta.	96.7	4	2:12.433	104.6
3	221	Alberto Velez-Grilo	<u>Alberto Velez-Grilo</u>	Tomaz Velez-Grilo	BMW 1800 TiSA	GDS	3	21	51:40.139	2 Vtas.	1 Vta.	93.8	15	2:12.122	104.9
4	158	Martin Aubert	<u>Martin Aubert</u>	Adam Bruzas	Lotus Elite	GDS	4	21	52:45.207	2 Vtas.	1:05.068	91.9	4	2:14.667	102.9

Not classified: (Requirements: 75% of number laps of leader = 18 Laps)

107	Luis Delso Heras	<u>Javier Garcia Revenga</u>	Roberto López Garcia		Alfa Romeo Giulietta	GDS	5	17	52:18.024	6 Vtas.	4 Vtas.	75.0	17	2:30.085	92.3
67	Jerome Quiot	Jerome Quiot			Lotus Cortina	GDS	6	6	14:13.788	17 Vtas.	11 Vtas.	97.4	3	2:09.262	107.2

Vta. Rápida Paulo Lima en 1:49.987 a 126.0 Km/h en la vta. 18

Published at:.....

Track Temp: **39.8 °C** Air Temp: **28.5 °C** Humidity: **20 %** Track Status: **SECA**

Race Director:

Ramiro BRITO

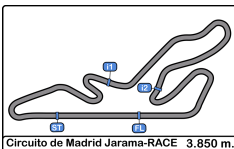
DCI PT24/0086

Timekeeper:

Maria.Jesús GAMAZO

JOB-0499-ESP/M





Circuito de Madrid Jarama - RACE

Iberian Historic Endurance

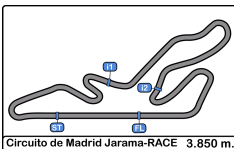
Race - 1

Clasificación Provisional por Vuelta Rápida de Piloto



Clas	Nº	Team	Vehicle	Driver	Cat	Clas	Laps	Best	Time	Gap	Interval	Km/h
1	5	Paulo Lima	Ford GT40	Paulo Lima	GTP & SC	1	24	18	1:49.987			126.0
2	123	Bruno Santos	Porsche 911 3.0 RS	Bruno Santos	H-1976	1	24	24	1:50.347	0.360	0.360	125.6
3	176	AECD	Porsche 911 3.0 RS	Eduardo Davila Vega	H-1976	2	24	13	1:51.318	1.331	0.971	124.5
4	44	Cláudio Vieira	Porsche 911 3.0 RS	Cláudio Vieira	H-1976	3	24	3	1:52.101	2.114	0.783	123.6
5	290	Miguel Lobo	Shelbv Cobra Davtona Coupé	Miguel Lobo	INV *	1	24	3	1:52.581	2.594	0.480	123.1
6	269	Olivier Muvtiens	Shelbv Cobra Davtona	Grégoire Audi	H-1965	1	14	2	1:52.618	2.631	0.037	123.0
7	273	Laurent Jaspers	Jaquar E-Type 63	Laurent Jaspers	H-1965	2	24	24	1:53.142	3.155	0.524	122.5
8	83	Bruno Duarte	Porsche 911 RS 3.0	Bruno Duarte	H-1976	4	10	6	1:54.508	4.521	1.366	121.0
9	269	Olivier Muvtiens	Shelbv Cobra Davtona	Olivier Muvtiens	H-1965	3	10	3	1:54.561	4.574	0.053	120.9
10	7	Clasicos Madrid	Elva MK7	José Rueda Ortiz	GTP & SC	2	8	2	1:54.903	4.916	0.342	120.6
11	132	AECD	Porsche 911 3.0 RS	Juan Alonso Catalá	H-1976	5	10	2	1:55.621	5.634	0.718	119.8
12	83	Bruno Duarte	Porsche 911 RS 3.0	Filipe Silva Jesus	H-1976	6	14	7	1:55.748	5.761	0.127	119.7
13	75	Carlos Brizido	Porsche 911 3.0 RS	Carlos Brizido	H-1976	7	24	3	1:56.573	6.586	0.825	118.8
14	33	Dominãos S. Coutinho	BMW 2800 CS	S. Coutinho - Petiz	H-1971	1	15	4	1:56.765	6.778	0.192	118.6
15	102	Thierry Lafont	AC Cobra 289	Lafont - Kohler	H-1965	4	23	23	1:57.078	7.091	0.313	118.3
16	132	AECD	Porsche 911 3.0 RS	Jose Antonio Zorrilla	H-1976	8	13	8	1:59.220	9.233	2.142	116.2
17	7	Clasicos Madrid	Elva MK7	Pablo Rueda Muñoz	GTP & SC	3	7	5	1:59.570	9.583	0.350	115.9
18	366	Guillaume Huber	Ford Mustang	Guillaume Huber	H-1965	5	23	16	1:59.698	9.711	0.128	115.7
19	337	Piero dal Maso	Porsche 911 2.5 ST	Piero dal Maso	H-1971	2	10	3	1:59.970	9.983	0.272	115.5
20	337	Piero dal Maso	Porsche 911 2.5 ST	José Carvalhosa	H-1971	3	13	5	2:00.001	10.014	0.031	115.4
21	174	António Castro Ortega	Porsche 2.5 ST	António Castro Ortega	H-1971	4	21	2	2:01.345	11.358	1.344	114.2
22	28	P-A Forsvall	Lotus Elan	P-A Forsvall	H-1965	6	23	16	2:02.234	12.247	0.889	113.3
23	153	AECD	Porsche 914/6	Manuel Gonzalez de la Torre	H-1971	5	23	16	2:02.422	12.435	0.188	113.2
24	47	Escuderia Madrid Historicos	Alfa Romeo 1750 GTAm	Jorge Santos	H-1971	6	13	12	2:02.678	12.691	0.256	112.9
25	367	Ralf Huber	Bizzarrini 5300 GT	Ralf Huber	H-1965	7	23	12	2:02.760	12.773	0.082	112.9
26	47	Escuderia Madrid Historicos	Alfa Romeo 1750 GTAm	Roberto Diaz-Rincon	H-1971	7	10	4	2:03.507	13.520	0.747	112.2
27	55	Paul Daniels	Porsche 911 2.8 RSR	Paul Daniels	H-1976	9	10	4	2:04.225	14.238	0.718	111.5
28	34	Carlos M. Santos	Ford Escort RS 2000	Carlos M. Santos	H-1976	10	9	3	2:04.819	14.832	0.594	111.0
29	1	AECD	Porsche 356 SC	Francisco Freitas	H-1965	8	9	3	2:04.829	14.842	0.010	111.0
30	327	Nuno Nunes	Porsche 911 SWB	Piero dal Maso	GDS	1	12	2	2:04.923	14.936	0.094	110.9
31	55	Paul Daniels	Porsche 911 2.8 RSR	Markus Paltala	H-1976	11	12	4	2:05.045	15.058	0.122	110.8
32	327	Nuno Nunes	Porsche 911 SWB	Nuno Nunes	GDS	2	11	4	2:05.143	15.156	0.098	110.7
33	165	Fabrice Bernollin	Shelbv Daytona Cobra 4700	Fabrice Bernollin	H-1965	9	22	17	2:05.929	15.942	0.786	110.0
34	138	Svdnev Bevnat	Alfa Romeo GT Am	Alexandre Bouchon	H-1971	8	11	5	2:06.261	16.274	0.332	109.7
35	216	Jorge Guimarães	Volvo 121	Jorge Guimarães	H-1971	9	20	2	2:08.294	18.307	2.033	108.0
36	67	Jerome Quiot	Lotus Cortina	Jerome Quiot	GDS	3	6	3	2:09.262	19.275	0.968	107.2
37	545	Francois Guerin	BMW 1600 ti	Francois Guerin	H-1971	10	10	2	2:09.734	19.747	0.472	106.8
38	34	Carlos M. Santos	Ford Escort RS 2000	Carlos A. Santos	H-1976	12	13	12	2:11.435	21.448	1.701	105.4





Circuito de Madrid Jarama - RACE

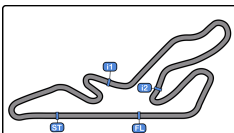
Iberian Historic Endurance

Race - 1

Clasificación Provisional por Vuelta Rápida de Piloto



Clas	Nº	Team	Vehicle	Driver	Cat	Clas	Laps	Best	Time	Gap	Interval	Km/h
39	221	Alberto Velez-Grilo	BMW 1800 TiSA	Tomaz Velez-Grilo	GDS	4	12	6	2:12.122	22.135	0.687	104.9
40	23	Vincent Tourneur	Porsche 911 SWB	Vincent Tourneur	GDS	5	22	4	2:12.433	22.446	0.311	104.6
41	221	Alberto Velez-Grilo	BMW 1800 TiSA	Alberto Velez-Grilo	GDS	6	9	4	2:13.788	23.801	1.355	103.5
42	158	Martin Aubert	Lotus Elite	Martin Aubert	GDS	7	11	4	2:14.667	24.680	0.879	102.9
43	1	AECD	Porsche 356 SC	Guillermo Velasco Baisse	H-1965	10	11	4	2:15.563	25.576	0.896	102.2
44	158	Martin Aubert	Lotus Elite	Adam Bruzas	GDS	8	10	10	2:22.202	32.215	6.639	97.4
45	82	Fabiano Vivacqua	Porsche 356 B	Fabiano Vivacqua	H-1965	11	20	20	2:23.766	33.779	1.564	96.4
46	138	Sydnev Bevnat	Alfa Romeo GT Am	Sydnev Bevnat	H-1971	11	10	2	2:27.001	37.014	3.235	94.2
47	107	Luis Delso Heras	Alfa Romeo Giulietta	Roberto López Garcia	GDS	9	9	9	2:30.085	40.098	3.084	92.3
48	107	Luis Delso Heras	Alfa Romeo Giulietta	Javier Garcia Revenaa	GDS	10	8	2	2:34.254	44.267	4.169	89.8
49	174	António Castro Ortega	Porsche 2.5 ST	Anael Lanchares Alonso	H-1971	12	1	1	25:56.666	24:06.679	23:22.412	08.9



Circuito de Madrid Jarama - RACE

Iberian Historic Endurance

Race - 1

Distancia y Velocidad Media



Cls	Nº	Team	Driver - 1	Driver - 2	Vehicle	Cat	Cls	Laps	Distancia	Total Time	Km/h
1	5	Paulo Lima	Paulo Lima		Ford GT40	GTP & SC	1	24	92.40	50:43.621	109.2
2	123	Bruno Santos	Bruno Santos		Porsche 911 3.0 RS	H-1976	1	24	92.40	50:45.461	109.2
3	176	AECD	Eduardo Davila Vega		Porsche 911 3.0 RS	H-1976	2	24	92.40	50:59.109	108.7
4	44	Cláudio Vieira	Cláudio Vieira		Porsche 911 3.0 RS	H-1976	3	24	92.40	50:59.841	108.7
5	290	Miguel Lobo	Miguel Lobo		Shelby Cobra Daytona Coupé	INV *	1	24	92.40	51:10.742	108.3
6	273	Laurent Jaspers	Laurent Jaspers		Jaguar E-Type 63	H-1965	1	24	92.40	51:11.555	108.2
7	269	Olivier Muytjens	<u>Grégoire Audi</u>	Olivier Muytjens	Shelby Cobra Daytona	H-1965	2	24	92.40	51:13.878	108.2
8	83	Bruno Duarte	<u>Bruno Duarte</u>	Filipe Silva Jesus	Porsche 911 RS 3.0	H-1976	4	24	92.40	51:32.731	107.5
9	75	Carlos Brizido	Carlos Brizido		Porsche 911 3.0 RS	H-1976	5	24	92.40	51:52.648	106.8
10	337	Piero dal Maso	<u>Piero dal Maso</u>	José Carvalhosa	Porsche 911 2.5 ST	H-1971	1	23	88.55	51:05.481	103.9
11	28	P-A Forsvall	P-A Forsvall		Lotus Elan	H-1965	3	23	88.55	51:24.319	103.3
12	366	Guillaume Huber	Guillaume Huber		Ford Mustang	H-1965	4	23	88.55	51:31.068	103.1
13	367	Ralf Huber	Ralf Huber		Bizzarrini 5300 GT	H-1965	5	23	88.55	51:34.606	103.0
14	327	Nuno Nunes	<u>Nuno Nunes</u>	Piero dal Maso	Porsche 911 SWB	GDS	1	23	88.55	51:37.298	102.9
15	47	Escuderia Madrid Historicos	<u>Roberto Diaz-Rincon</u>	Jorge Santos	Alfa Romeo 1750 GTAm	H-1971	2	23	88.55	51:37.548	102.9
16	132	AECD	<u>Juan Alonso Catalá</u>	Jose Antonio Zorrilla	Porsche 911 3.0 RS	H-1976	6	23	88.55	51:38.103	102.8
17	102	Thierry Lafont	Thierry Lafont	Damien Kohler	AC Cobra 289	H-1965	6	23	88.55	51:59.686	102.1
18	153	AECD	Manuel Gonzalez de la Torre		Porsche 914/6	H-1971	3	23	88.55	52:11.076	101.8
19	174	António Castro Ortega	<u>António Castro Ortega</u>	Angel Lanchares Alonso	Porsche 2.5 ST	H-1971	4	22	84.70	51:23.363	98.8
20	55	Paul Daniels	<u>Paul Daniels</u>	Markus Palittala	Porsche 911 2.8 RSR	H-1976	7	22	84.70	51:34.795	98.5
21	165	Fabrice Bernollin	Fabrice Bernollin		Shelby Daytona Cobra 4700	H-1965	7	22	84.70	52:20.706	97.0
22	34	Carlos M. Santos	<u>Carlos M. Santos</u>	Carlos A. Santos	Ford Escort RS 2000	H-1976	8	22	84.70	52:32.173	96.7
23	23	Vincent Tourneur	Vincent Tourneur		Porsche 911 SWB	GDS	2	22	84.70	52:32.924	96.7
24	138	Sydney Beynat	<u>Sydney Beynat</u>	Alexandre Bouchon	Alfa Romeo GT Am	H-1971	5	21	80.85	51:39.093	93.9
25	221	Alberto Velez-Grilo	<u>Alberto Velez-Grilo</u>	Tomaz Velez-Grilo	BMW 1800 TISA	GDS	3	21	80.85	51:40.139	93.8
26	158	Martin Aubert	<u>Martin Aubert</u>	Adam Bruzas	Lotus Elite	GDS	4	21	80.85	52:45.207	91.9
27	216	Jorge Guimarães	Jorge Guimarães		Volvo 121	H-1971	6	20	77.00	48:01.762	96.1
28	1	AECD	<u>Francisco Freitas</u>	Guillermo Velasco Baisse	Porsche 356 SC	H-1965	8	20	77.00	51:43.675	89.3
29	82	Fabiano Vivacqua	Fabiano Vivacqua		Porsche 356 B	H-1965	9	20	77.00	52:50.393	87.4
Not classified: (Requirements: 75% of number laps of leader = 18 Laps)											
107		Luis Delso Heras	<u>Javier Garcia Revenga</u>	Roberto López Garcia	Alfa Romeo Giulietta	GDS	5	17	65.45	52:18.024	75.0
33		Domingos S. Coutinho	Domingos S. Coutinho	Alcides Petiz	BMW 2800 CS	H-1971	7	15	57.75	34:51.064	99.4
7		Clasicos Madrid	<u>José Rueda Ortiz</u>	Pablo Rueda Muñoz	Eiva MK7	GTP & SC	2	15	57.75	42:01.383	82.4
545		François Guerin	François Guerin		BMW 1600 ti	H-1971	8	10	38.50	23:51.069	96.8
67		Jerome Quiot	Jerome Quiot		Lotus Cortina	GDS	6	6	23.10	14:13.788	97.4
10		Max Huber	Max Huber		Shelby Cobra	H-1965	10				
146		Xavier Rascagneres	<u>Xavier Rascagneres</u>	Jérôme Peyrat	Lotus 23B	GTP & SC	3				





Circuito de Madrid Jarama - RACE

Iberian Historic Endurance

Race - 1

Tiempos Por Vuelta



1 Francisco Freitas Porsche 356 SC							7 José Rueda Ortiz Elva MK7								
H-1965 Guillermo Velasco Baisse Curated Garage							GTP & SC Pablo Rueda Muñoz Clasicos Madrid								
Lap	D	Time	Sector 1	Sector 2	Sector 3	T. Spd	Elapsed	Lap	D	Time	Sector 1	Sector 2	Sector 3	T. Spd	Elapsed
1	1	2:15.646	58.257	41.961	35.428	144.9	2:15.646	1	1	2:08.104	53.239	39.409	35.456	168.4	2:08.104
2	1	2:04.865	47.913	42.185	34.767	182.1	4:20.511	2	1	1:54.903	44.120	38.442	32.341	186.8	4:03.007
3	1	2:04.829	47.435	42.080	35.314	182.7	6:25.340	3	1	2:00.612	45.834	38.999	35.779	172.5	6:03.619
4	1	2:06.309	47.958	42.639	35.712	184.6	8:31.649	4	1	1:58.348	45.901	39.637	32.810	180.9	8:01.967
5	1	2:17.679 P	49.387	45.375	42.917	152.9	10:49.328	5	1	1:57.570	44.484	39.859	33.227	190.1	9:59.537
6	1	5:16.995	3:50.710	48.705	37.580	81.5	16:06.323	6	1	9:10.920	7:54.008	43.421	33.491	183.6	19:10.457
7	1	2:18.537	50.789	47.195	40.553	150.6	18:24.860	7	1	2:45.938	50.439	1:19.145	36.354	162.6	21:56.395
8	1	3:18.188	1:23.418	1:14.518	40.252	60.5	21:43.048	8	1	2:10.122 P	46.177	40.101	43.844	165.6	24:06.517
9	1	2:11.851 P	48.716	42.594	40.541	169.0	23:54.899	9	2	4:21.782	3:06.180	41.356	34.246	83.2	28:28.299
10	2	4:12.884	2:44.934	48.579	39.371	78.2	28:07.783	10	2	2:00.688	45.855	41.616	33.217	173.3	30:28.987
11	2	2:19.836	53.527	47.414	38.895	135.1	30:27.619	11	2	2:02.667	46.471	42.330	33.866	173.0	32:31.654
12	2	2:18.012	53.110	46.624	38.278	144.1	32:45.631	12	2	2:00.050	45.598	40.898	33.554	170.3	34:31.704
13	2	2:15.563	51.144	45.724	38.695	166.1	35:01.194	13	2	1:59.570	45.597	40.792	33.181	170.0	36:31.274
14	2	2:16.410	52.434	46.224	37.752	142.2	37:17.604	14	2	2:11.078 P	46.633	41.026	43.419	160.4	38:42.352
15	2	2:16.471	51.624	46.362	38.485	160.0	39:34.075	15	2	3:19.031	1:25.935	1:20.152	32.944	100.6	42:01.383
16	2	2:15.987	51.218	46.786	37.983	160.9	41:50.062	23 Vincent Tourneur Porsche 911 SWB							
17	2	2:17.148	51.173	45.499	40.476	155.1	44:07.210	GDS Garagem João Gomes							
18	2	3:01.103	53.640	1:18.415	49.048	135.1	47:08.313	Lap D Time Sector 1 Sector 2 Sector 3 T. Spd Elapsed							
19	2	2:15.972	51.786	46.589	37.597	175.0	49:24.285	1	1	2:30.429	1:07.147	45.127	38.155	149.5	2:30.429
20	2	2:19.390	53.649	48.429	37.312	135.0	51:43.675	2	1	2:12.587	50.297	44.678	37.612	177.9	4:43.016
5 Paulo Lima Ford GT40							RP Motorsport								
GTP & SC							RP Motorsport								
Lap	D	Time	Sector 1	Sector 2	Sector 3	T. Spd	Elapsed	Lap	D	Time	Sector 1	Sector 2	Sector 3	T. Spd	Elapsed
1	1	1:54.158	45.557	37.515	31.086	195.6	1:54.158	3	1	2:13.090	49.632	45.400	38.058	174.4	6:56.106
2	1	1:50.293	42.208	37.305	30.780	194.5	3:44.451	4	1	2:12.433	50.367	44.617	37.449	172.8	9:08.539
3	1	1:51.371	42.715	37.793	30.863	188.4	5:35.822	5	1	2:13.248	50.064	45.439	37.745	181.5	11:21.787
4	1	1:52.381	42.965	38.499	30.917	182.7	7:28.203	6	1	2:13.840	50.982	44.456	38.402	175.6	13:35.627
5	1	1:50.830	42.633	37.078	31.119	182.1	9:19.033	7	1	2:33.131	1:04.664	50.084	38.383	156.9	16:08.758
6	1	1:52.514	43.199	38.188	31.127	172.8	11:11.547	8	1	2:16.872	51.182	45.839	39.851	165.8	18:25.630
7	1	1:53.197	43.563	38.192	31.442	185.2	13:04.744	9	1	3:25.680 P	1:23.340	1:14.925	47.415	62.1	21:51.310
8	1	2:28.597	42.764	59.004	46.829	179.7	15:33.341	10	1	3:34.605	2:11.088	45.833	37.684	91.1	25:25.915
9	1	2:42.285	1:03.610	55.847	42.828	110.0	18:15.626	11	1	2:13.994	50.913	45.478	37.603	173.3	27:39.909
10	1	3:17.943	1:25.353	1:13.199	39.391	70.0	21:33.569	12	1	2:14.953	51.205	45.795	37.953	164.1	29:54.862
11	1	1:51.213	42.982	37.267	30.964	188.4	23:24.782	13	1	2:12.539	50.361	44.613	37.565	184.6	32:07.401
12	1	1:51.063	42.310	37.812	30.941	188.4	25:15.845	14	1	2:15.261	51.599	45.178	38.484	157.8	34:22.662
13	1	1:57.754 P	42.991	37.038	37.725	167.4	27:13.599	15	1	2:14.550	51.075	45.348	38.127	176.7	36:37.212
14	1	3:21.240	2:12.504	37.473	31.263	70.8	30:34.839	16	1	2:15.942	50.457	47.495	37.990	184.3	38:53.154
15	1	1:51.500	42.744	37.064	31.692	184.3	32:26.339	17	1	2:13.641	50.139	45.578	37.924	180.6	41:06.795
16	1	1:51.890	43.645	37.303	30.942	187.5	34:18.229	18	1	2:12.759	50.634	44.403	37.722	186.2	43:19.554
17	1	1:50.729	42.159	37.687	30.883	184.9	36:08.958	19	1	2:19.075	51.213	47.738	40.124	153.4	45:38.629
18	1	1:49.987	41.764	36.782	31.441	199.6	37:58.945	20	1	2:27.602	57.757	51.292	38.553	121.4	48:06.231
19	1	1:51.860	42.691	37.701	31.468	178.2	39:50.805	21	1	2:13.572	49.914	45.581	38.077	178.8	50:19.803
20	1	1:51.477	42.801	37.423	31.253	175.8	41:42.282	22	1	2:13.121	51.136	44.432	37.553	156.0	52:32.924
21	1	1:50.828	42.530	36.960	31.338	188.8	43:33.110								
22	1	3:28.959	1:18.864	1:20.854	49.241	138.1	47:02.069								
23	1	1:50.281	42.845	36.747	30.689	186.2	48:52.350								
24	1	1:51.271	42.498	37.209	31.564	182.4	50:43.621								



Circuito de Madrid Jarama - RACE

Iberian Historic Endurance

Race - 1

Tiempos Por Vuelta



28

P-A Forsvall

Lotus Elan

34

Carlos M. Santos

Ford Escort RS 2000

H-1965

Curated Garage

H-1976

Carlos A. Santos

Casmotorsport

Lap	D	Time	Sector 1	Sector 2	Sector 3	T. Spd	Elapsed	Lap	D	Time	Sector 1	Sector 2	Sector 3	T. Spd	Elapsed
1		2:14.764	56.765	42.566	35.433	155.3	2:14.764	1	1	2:15.768	58.864	42.103	34.801	150.4	2:15.768
2		2:05.111	47.762	42.025	35.324	167.7	4:19.875	2	1	2:05.092	48.102	42.502	34.488	178.5	4:20.860
3		2:04.680	47.517	42.015	35.148	169.0	6:24.555	3	1	2:04.819	47.539	42.467	34.813	170.3	6:25.679
4		2:04.579	47.489	42.064	35.026	173.6	8:29.134	4	1	2:06.341	47.964	42.989	35.388	165.1	8:32.020
5		2:04.880	47.193	42.259	35.428	180.0	10:34.014	5	1	2:05.253	47.656	42.714	34.883	174.7	10:37.273
6		2:05.543	47.630	42.554	35.359	175.3	12:39.557	6	1	2:07.878	48.053	44.414	35.411	173.9	12:45.151
7		2:08.008	48.059	43.481	36.468	152.5	14:47.565	7	1	2:44.255	52.841	1:04.941	46.473	179.7	15:29.406
8		2:13.761	50.021	45.882	37.858	148.7	17:01.326	8	1	2:40.587	58.924	56.191	45.472	123.5	18:09.993
9		2:14.285	53.014	44.585	36.686	154.0	19:15.611	9	1	2:54.682 P	1:07.644	56.783	50.255	61.8	21:04.675
10		2:52.523 P	49.918	1:15.452	47.153	152.3	22:08.134	10	2	3:53.159	2:29.804	45.718	37.637	82.9	24:57.834
11		3:28.899	2:11.791	42.180	34.928	97.4	25:37.033	11	2	2:17.012	50.328	45.908	40.776	162.1	27:14.846
12		2:03.392	47.045	41.449	34.898	173.0	27:40.425	12	2	2:19.585	52.104	47.592	39.889	148.7	29:34.431
13		2:02.419	46.789	41.109	34.521	171.7	29:42.844	13	2	2:19.976	52.076	48.502	39.398	150.4	31:54.407
14		2:04.101	47.364	42.311	34.426	162.4	31:46.945	14	2	2:18.739	52.425	47.040	39.274	152.5	34:13.146
15		2:03.176	47.223	41.569	34.384	158.1	33:50.121	15	2	2:17.670	52.390	46.689	38.591	152.5	36:30.816
16		2:02.234	46.427	41.271	34.536	175.6	35:52.355	16	2	2:18.239	52.581	47.563	38.095	146.5	38:49.055
17		2:07.204	47.184	43.189	36.831	170.0	37:59.559	17	2	2:13.941	50.241	45.720	37.980	153.6	41:02.996
18		2:05.028	49.102	41.375	34.551	170.6	40:04.587	18	2	2:12.282	49.949	44.641	37.692	151.8	43:15.278
19		2:04.513	46.967	43.065	34.481	171.1	42:09.100	19	2	2:22.914	51.807	50.788	40.319	154.0	45:38.192
20		2:09.520	48.518	43.111	37.891	170.0	44:18.620	20	2	2:25.673	57.558	50.889	37.226	120.9	48:03.865
21		2:56.719	58.411	1:07.565	50.743	127.5	47:15.339	21	2	2:11.435	49.698	44.741	36.996	164.8	50:15.300
22		2:05.330	47.923	42.659	34.748	166.1	49:20.669	22	2	2:16.873	52.990	46.074	37.809	142.1	52:32.173
23		2:03.650	47.428	41.663	34.559	161.1	51:24.319								

33

Domingos S. Coutinho

BMW 2800 CS

H-1976

Cláudio Vieira

Porsche 911 3.0 RS

H-1971

Alcides Petiz

RP Motorsport

Aurora Motorsport

Lap	D	Time	Sector 1	Sector 2	Sector 3	T. Spd	Elapsed	Lap	D	Time	Sector 1	Sector 2	Sector 3	T. Spd	Elapsed
1		2:05.324	52.483	39.848	32.993	169.8	2:05.324	1		2:01.621	51.086	38.602	31.933	180.0	2:01.621
2		1:56.985	45.062	39.237	32.686	193.5	4:02.309	2		1:54.134	43.640	38.668	31.826	201.4	3:55.755
3		1:57.285	44.685	39.896	32.704	172.5	5:59.594	3		1:52.101	42.877	37.744	31.480	210.9	5:47.856
4		1:56.765	44.452	39.184	33.129	183.6	7:56.359	4		1:53.394	43.189	38.006	32.199	204.5	7:41.250
5		1:57.389	45.564	39.482	32.343	179.4	9:53.748	5		1:52.971	43.379	38.040	31.552	196.3	9:34.221
6		1:56.849	44.815	39.327	32.707	180.0	11:50.597	6		1:52.750	43.037	38.150	31.563	200.7	11:26.971
7		2:02.941	45.123	39.152	38.666	176.1	13:53.538	7		1:53.814	43.625	37.953	32.236	199.6	13:20.785
8		2:22.485	51.738	51.539	39.208	143.6	16:16.023	8		2:32.018	1:14.149	43.541	34.328	169.0	15:52.803
9		2:16.276	52.294	46.099	37.883	151.4	18:32.299	9		2:29.532	53.198	53.698	42.636	145.7	18:22.335
10		3:23.896 P	1:20.190	1:15.716	47.990	93.6	21:56.195	10		3:15.128	1:23.777	1:12.649	38.702	65.3	21:37.463
11		4:12.698	2:56.936	41.937	33.825	96.1	26:08.893	11		1:54.615	43.685	38.226	32.704	200.3	23:32.078
12		2:02.461	47.867	40.894	33.700	157.6	28:11.354	12		1:54.049	43.369	38.844	31.836	198.5	25:26.127
13		2:01.395	47.139	40.777	33.479	165.1	30:12.749	13		2:02.642 P	43.125	38.245	41.272	201.4	27:28.769
14		2:03.392	47.323	40.823	35.246	154.9	32:16.141	14		3:21.731	2:11.462	38.370	31.899	86.3	30:50.500
15		2:34.923 P	1:08.132	43.342	43.449	157.8	34:51.064	15		1:54.206	44.065	38.523	31.618	196.3	32:44.706
								16		1:55.052	44.775	38.378	31.899	206.1	34:39.758
								17		1:53.166	43.414	38.075	31.677	191.1	36:32.924
								18		1:53.298	44.169	37.707	31.422	185.8	38:26.222
								19		1:54.484	43.584	39.341	31.559	196.3	40:20.706
								20		1:52.354	43.135	37.732	31.487	200.7	42:13.060
								21		2:02.189	43.956	39.910	38.323	195.6	44:15.249
								22		2:56.442	58.441	1:07.724	50.277	124.7	47:11.691
								23		1:54.244	46.086	37.309	30.849	187.8	49:05.935
								24		1:53.906	44.658	37.943	31.305	197.0	50:59.841





Circuito de Madrid Jarama - RACE

Iberian Historic Endurance

Race - 1

Tiempos Por Vuelta



47

Roberto Diaz-Rincon

Alfa Romeo 1750 GTAm

67

Jerome Quiot

Lotus Cortina

H-1971

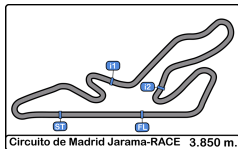
Jorge Santos

RP Motorsport

GDS

Jerome Quiot

Lap	D	Time	Sector 1	Sector 2	Sector 3	T. Spd	Elapsed	Lap	D	Time	Sector 1	Sector 2	Sector 3	T. Spd	Elapsed				
1	1	2:16.292	59.246	41.889	35.157	154.2	2:16.292	1	1	2:23.578	1:02.399	44.557	36.622	141.1	2:23.578				
2	1	2:05.115	48.192	42.337	34.586	174.7	4:21.407	2	1	2:09.469	50.284	43.336	35.849	167.9	4:33.047				
3	1	2:04.358	48.393	41.536	34.429	160.9	6:25.765	3	1	2:09.262	49.516	43.291	36.455	164.3	6:42.309				
4	1	2:03.507	46.934	41.667	34.906	173.0	8:29.272	4	1	2:10.908	50.680	43.993	36.235	161.9	8:53.217				
5	1	2:04.894	47.715	41.730	35.449	180.6	10:34.166	5	1	2:10.235	50.287	43.846	36.102	164.8	11:03.452				
6	1	2:04.943	48.152	42.076	34.715	173.9	12:39.109	6	1	3:10.336 P	51.462	1:12.803	1:06.071	170.3	14:13.788				
7	1	2:05.415	47.520	41.717	36.178	152.5	14:44.524	75							Carlos Brizido		Porsche 911 3.0 RS		
8	1	2:12.213	47.888	48.038	36.287	166.6	16:56.737	H-1976							Dr. Bayard / MRauto				
9	1	2:03.882	47.587	41.604	34.691	181.2	19:00.619	Lap	D	Time	Sector 1	Sector 2	Sector 3	T. Spd	Elapsed				
10	1	3:03.977 P	59.511	1:18.845	45.621	165.6	22:04.596	1	1	2:04.059	51.378	39.327	33.354	179.1	2:04.059				
11	2	4:09.535	2:51.168	42.745	35.622	84.0	26:14.131	2	1	1:58.123	45.884	38.981	33.258	202.6	4:02.182				
12	2	2:05.161	47.711	41.879	35.571	162.8	28:19.292	3	1	1:56.573	44.350	39.009	33.214	200.7	5:58.755				
13	2	2:02.947	47.211	41.027	34.709	177.0	30:22.239	4	1	1:57.443	44.804	38.547	34.092	194.9	7:56.198				
14	2	2:04.671	47.460	41.515	35.696	174.4	32:26.910	5	1	1:57.400	44.981	39.375	33.044	195.2	9:53.598				
15	2	2:03.290	47.298	41.233	34.759	180.0	34:30.200	6	1	1:58.116	44.564	39.233	34.319	200.3	11:51.714				
16	2	2:04.345	47.016	41.546	35.783	180.0	36:34.545	7	1	2:02.426	45.180	39.622	37.624	184.9	13:54.140				
17	2	2:05.250	47.883	42.335	35.032	178.5	38:39.795	8	1	2:22.705	51.669	52.208	38.828	140.9	16:16.845				
18	2	2:03.185	47.049	41.160	34.976	186.2	40:42.980	9	1	2:16.452	51.951	46.744	37.757	139.8	18:33.297				
19	2	2:04.183	48.047	40.933	35.203	185.5	42:47.163	10	1	3:15.612	1:19.725	1:15.864	40.023	86.9	21:48.909				
20	2	2:16.978	48.223	48.212	40.543	177.0	45:04.141	11	1	2:00.863	45.457	40.819	34.587	187.8	23:49.772				
21	2	2:25.120	56.967	49.107	39.046	127.3	47:29.261	12	1	2:10.147 P	46.027	40.498	43.622	191.8	25:59.919				
22	2	2:02.678	47.902	40.859	33.917	171.4	49:31.939	13	1	3:27.086	2:13.723	39.443	33.920	106.7	29:27.005				
23	2	2:05.609	49.258	41.202	35.149	152.7	51:37.548	14	1	1:57.668	45.102	39.166	33.400	194.9	31:24.673				
55								Paul Daniels								Porsche 911 2.8 RSR			
H-1976								Markus Palttala								JWA Racing			
Lap	D	Time	Sector 1	Sector 2	Sector 3	T. Spd	Elapsed	Lap	D	Time	Sector 1	Sector 2	Sector 3	T. Spd	Elapsed				
1	1	2:20.703	1:00.365	44.664	35.674	137.4	2:20.703	14	1	1:58.961	45.380	39.795	33.786	196.7	39:20.569				
2	1	2:06.778	47.545	42.817	36.416	176.7	4:27.481	15	1	1:58.528	45.020	39.697	33.811	185.5	41:19.097				
3	1	2:04.780	47.419	41.711	35.650	178.2	6:32.261	16	1	1:57.490	44.963	39.341	33.186	197.4	43:16.587				
4	1	2:04.225	47.015	41.833	35.377	178.2	8:36.486	17	1	2:19.491	46.201	51.876	41.414	193.8	45:36.078				
5	1	2:07.646	46.880	43.710	37.056	184.3	10:44.132	18	1	2:19.270	57.237	48.190	33.843	126.0	47:55.348				
6	1	2:04.503	47.405	41.927	35.171	169.5	12:48.635	19	1	1:59.048	45.336	39.681	34.031	197.0	49:54.396				
7	1	2:13.261	48.106	47.321	37.834	180.0	15:01.896	20	1	1:58.252	45.018	39.425	33.809	188.4	51:52.648				
8	1	2:27.687	52.961	45.285	49.441	130.1	17:29.583												
9	1	2:15.099	52.380	45.449	37.270	138.9	19:44.682												
10	1	2:33.205 P	49.909	50.524	52.772	143.8	22:17.887												
11	2	5:06.307	3:46.046	44.860	35.401	91.4	27:24.194												
12	2	2:07.388	46.984	43.898	36.506	179.4	29:31.582												
13	2	2:05.598	47.908	42.594	35.096	174.7	31:37.180												
14	2	2:05.045	47.013	43.058	34.974	171.1	33:42.225												
15	2	2:06.433	48.004	43.160	35.269	162.6	35:48.658												
16	2	2:10.211	48.042	45.513	36.656	162.6	37:58.869												
17	2	2:10.270	48.476	46.092	35.702	183.9	40:09.139												
18	2	2:10.827	49.313	45.451	36.063	167.4	42:19.966												
19	2	2:09.271	47.846	45.147	36.278	162.6	44:29.237												
20	2	2:47.496	51.553	1:06.772	49.171	141.7	47:16.733												
21	2	2:08.117	48.870	43.716	35.531	166.9	49:24.850												
22	2	2:09.945	49.028	44.770	36.147	152.3	51:34.795												



Circuito de Madrid Jarama - RACE

Iberian Historic Endurance

Race - 1

Tiempos Por Vuelta



82

Fabiano Vivacqua

Porsche 356 B

102

Thierry Lafont

AC Cobra 289

H-1965

Garagem João Gomes

H-1965

Damien Kohler

GT Classic

Lap	D	Time	Sector 1	Sector 2	Sector 3	T. Spd	Elapsed	Lap	D	Time	Sector 1	Sector 2	Sector 3	T. Spd	Elapsed
1		2:42.422	1:10.423	50.386	41.613	152.9	2:42.422	1		2:13.453	56.203	42.787	34.463	144.5	2:13.453
2		2:26.645	56.402	49.799	40.444	145.5	5:09.067	2		2:04.378	47.571	42.402	34.405	162.1	4:17.831
3		2:33.772	57.265	52.883	43.624	146.5	7:42.839	3		2:04.012	46.977	42.468	34.567	152.1	6:21.843
4		2:28.207	56.517	50.596	41.094	158.1	10:11.046	4		2:02.632	46.823	41.759	34.050	173.0	8:24.475
5		2:26.895	55.538	50.888	40.469	143.0	12:37.941	5		2:02.866	46.925	42.046	33.895	177.6	10:27.341
6		2:49.901	59.793	1:03.824	46.284	140.9	15:27.842	6		2:01.402	45.974	41.873	33.555	173.6	12:28.743
7		2:40.388	59.669	55.414	45.305	124.7	18:08.230	7		2:03.113	46.539	42.094	34.480	160.4	14:31.856
8		2:47.560	1:08.812	53.759	44.989	72.6	20:55.790	8		2:08.184	48.356	45.126	34.702	161.1	16:40.040
9		2:39.665	1:00.565	53.142	45.958	129.9	23:35.455	9		2:05.974	48.000	43.079	34.895	175.8	18:46.014
10		2:27.664	55.313	52.399	39.952	153.6	26:03.119	10		3:17.286 P	1:11.651	1:17.915	47.720	163.8	22:03.300
11		2:24.614	55.583	48.913	40.118	162.4	28:27.733	11		3:52.280	2:34.412	43.873	33.995	98.9	25:55.580
12		2:41.149 P	57.218	51.330	52.601	129.0	31:08.882	12		2:03.854	47.781	42.027	34.046	158.8	27:59.434
13		4:28.732	2:56.645	49.679	42.408	51.7	35:37.614	13		2:03.761	47.857	41.708	34.196	159.5	30:03.195
14		2:29.266	54.213	52.435	42.618	159.7	38:06.880	14		2:13.464 P	47.150	45.184	41.130	171.7	32:16.659
15		2:29.708	55.589	53.063	41.056	150.4	40:36.588	15		2:55.990	1:42.408	40.314	33.268	54.2	35:12.649
16		2:24.981	55.895	48.772	40.314	158.1	43:01.569	16		1:58.887	46.099	39.603	33.185	167.1	37:11.536
17		2:30.457	56.364	50.364	43.729	161.6	45:32.026	17		1:57.740	45.631	39.225	32.884	166.1	39:09.276
18		2:28.929	57.315	50.081	41.533	139.8	48:00.955	18		1:59.379	46.444	40.138	32.797	167.1	41:08.655
19		2:25.672	56.562	48.879	40.231	147.1	50:26.627	19		1:57.955	45.467	39.815	32.673	172.2	43:06.610
20		2:23.766	54.583	48.904	40.279	161.6	52:50.393	20		2:27.150	51.960	52.016	43.174	174.7	45:33.760
21								21		2:27.686	56.085	50.324	41.277	125.2	48:01.446
22								22		2:01.162	48.170	39.712	33.280	154.0	50:02.608
23								23		1:57.078	45.504	39.071	32.503	176.1	51:59.686

83

Bruno Duarte

Porsche 911 RS 3.0

H-1976

Filipe Silva Jesus

Garagem João Gomes / LCSS

Lap	D	Time	Sector 1	Sector 2	Sector 3	T. Spd	Elapsed
1	1	2:00.813	50.592	38.333	31.888	183.0	2:00.813
2	1	1:54.802	44.137	38.408	32.257	198.1	3:55.615
3	1	1:55.607	44.678	38.773	32.156	198.1	5:51.222
4	1	1:55.656	44.179	38.985	32.492	190.4	7:46.878
5	1	1:55.792	44.635	38.495	32.662	183.0	9:42.670
6	1	1:54.508	44.065	38.343	32.100	209.7	11:37.178
7	1	1:55.500	44.448	38.563	32.489	192.5	13:32.678
8	1	2:31.805	1:05.132	49.094	37.579	172.8	16:04.483
9	1	2:19.497	51.602	47.628	40.267	144.5	18:23.980
10	1	3:23.352 P	1:23.637	1:14.001	45.714	65.0	21:47.332
11	2	3:20.986	2:06.814	40.385	33.787	97.9	25:08.318
12	2	2:00.917	46.127	40.235	34.555	181.8	27:09.235
13	2	1:58.038	45.067	39.907	33.064	185.2	29:07.273
14	2	1:58.948	45.366	39.881	33.701	197.0	31:06.221
15	2	1:59.537	45.559	40.617	33.361	197.4	33:05.758
16	2	1:56.167	44.559	38.973	32.635	193.8	35:01.925
17	2	1:55.748	44.247	38.972	32.529	193.5	36:57.673
18	2	1:57.464	44.275	39.834	33.355	195.2	38:55.137
19	2	1:58.917	45.579	39.907	33.431	193.5	40:54.054
20	2	1:59.522	45.716	39.467	34.339	179.1	42:53.576
21	2	2:11.032	47.313	43.165	40.554	183.0	45:04.608
22	2	2:25.354	57.146	49.013	39.195	128.2	47:29.962
23	2	1:59.079	45.565	40.046	33.468	183.6	49:29.041
24	2	2:03.690	48.931	41.554	33.205	161.4	51:32.731

107

Javier Garcia Revenga

Alfa Romeo Giulietta

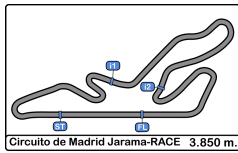
GDS

Roberto López Garcia

Clasicos Madrid

Lap	D	Time	Sector 1	Sector 2	Sector 3	T. Spd	Elapsed
1	1	2:47.610	1:12.600	51.105	43.905	140.6	2:47.610
2	1	2:34.254	57.928	52.302	44.024	140.0	5:21.864
3	1	2:38.293	58.484	53.335	46.474	146.5	8:00.157
4	1	2:54.276 P	1:01.300	54.730	58.246	141.5	10:54.433
5	1	7:07.391	5:20.056	58.446	48.889	57.8	18:01.824
6	1	2:52.612	1:13.434	54.255	44.923	100.0	20:54.436
7	1	2:41.923	1:01.191	53.318	47.414	137.4	23:36.359
8	1	2:58.919 P	1:06.492	56.926	55.501	127.2	26:35.278
9	2	4:43.089	2:59.722	58.219	45.148	68.4	31:18.367
10	2	2:31.670	58.590	51.531	41.549	133.9	33:50.037
11	2	2:33.217	56.929	51.336	44.952	134.8	36:23.254
12	2	2:41.139	59.233	58.260	43.646	128.2	39:04.393
13	2	2:34.966	58.328	53.645	42.993	123.8	41:39.359
14	2	2:35.164	58.329	50.768	46.067	124.8	44:14.523
15	2	2:56.986	58.482	1:07.621	50.883	123.4	47:11.509
16	2	2:36.430	1:01.747	53.054	41.629	125.7	49:47.939
17	2	2:30.085	57.748	51.254	41.083	129.6	52:18.024





Circuito de Madrid Jarama - RACE

Iberian Historic Endurance

Race - 1

Tiempos Por Vuelta

**123**

Bruno Santos

Porsche 911 3.0 RS

Sydney Beynat

Alfa Romeo GT Am

H-1976

Aurora Motorsport

H-1971

Alexandre Bouchon

GT Classic

Lap	D	Time	Sector 1	Sector 2	Sector 3	T. Spd	Elapsed	Lap	D	Time	Sector 1	Sector 2	Sector 3	T. Spd	Elapsed
1		1:55.406	46.067	38.154	31.185	201.1	1:55.406	1	1	2:41.627	1:09.641	50.771	41.215	149.7	2:41.627
2		1:50.837	42.443	37.357	31.037	220.8	3:46.243	2	1	2:27.001	56.155	49.626	41.220	137.9	5:08.628
3		1:51.683	42.721	37.582	31.380	206.8	5:37.926	3	1	2:33.812	56.671	52.428	44.713	135.5	7:42.440
4		1:53.029	42.517	37.898	32.614	208.0	7:30.955	4	1	2:34.170	58.910	51.910	43.350	133.8	10:16.610
5		1:51.543	42.517	37.387	31.639	204.5	9:22.498	5	1	2:28.980	56.810	49.997	42.173	147.9	12:45.590
6		1:54.619	43.058	39.665	31.896	192.8	11:17.117	6	1	2:45.828	56.990	1:02.067	46.771	144.0	15:31.418
7		1:54.065	42.823	39.744	31.498	209.3	13:11.182	7	1	2:41.352	1:03.751	53.266	44.335	111.3	18:12.770
8		2:23.239	43.820	52.607	46.812	194.9	15:34.421	8	1	2:49.064	1:13.528	52.683	42.853	63.4	21:01.834
9		2:42.593	1:03.893	55.680	43.020	101.8	18:17.014	9	1	2:34.646	1:01.942	49.194	43.510	118.9	23:36.480
10		3:17.392	1:24.940	1:12.939	39.513	71.8	21:34.406	10	1	2:37.336 P	56.661	51.338	49.337	136.3	26:13.816
11		1:51.508	42.574	37.598	31.336	206.5	23:25.914	11	2	3:27.308	2:07.437	44.281	35.590	96.0	29:41.124
12		1:51.575	42.500	37.957	31.118	205.3	25:17.489	12	2	2:13.326	51.493	44.034	37.799	162.4	31:54.450
13		1:58.138 P	42.529	37.697	37.912	197.4	27:15.627	13	2	2:07.855	48.921	43.442	35.492	159.7	34:02.305
14		3:16.787	2:07.654	37.659	31.474	97.2	30:32.414	14	2	2:10.165	49.979	43.698	36.488	167.1	36:12.470
15		1:53.572	42.705	38.119	32.748	194.9	32:25.986	15	2	2:06.261	48.182	42.746	35.333	173.3	38:18.731
16		1:51.399	43.150	37.292	30.957	192.1	34:17.385	16	2	2:08.788	48.021	44.552	36.215	176.4	40:27.519
17		1:53.571	42.642	38.870	32.059	201.1	36:10.956	17	2	2:08.188	50.287	42.856	35.045	163.1	42:35.707
18		1:52.067	42.104	37.905	32.058	215.5	38:03.023	18	2	2:10.459	50.183	44.264	36.012	164.6	44:46.166
19		1:55.465	44.530	39.512	31.423	190.8	39:58.488	19	2	2:36.739	48.528	1:01.196	47.015	161.1	47:22.905
20		1:51.891	42.903	37.724	31.264	199.6	41:50.379	20	2	2:08.412	50.126	43.349	34.937	165.3	49:31.317
21		1:53.492	43.171	38.132	32.189	193.2	43:43.871	21	2	2:07.776	48.347	43.246	36.183	167.1	51:39.093
22		3:20.818	1:09.907	1:22.740	48.171	176.4	47:04.689								
23		1:50.425	42.422	36.967	31.036	207.2	48:55.114								
24		1:50.347	42.244	37.084	31.019	208.0	50:45.461								

132

Juan Alonso Catalá

Porsche 911 3.0 RS

Manuel Gonzalez de la Torre

Porsche 914/6

H-1976

Jose Antonio Zorrilla

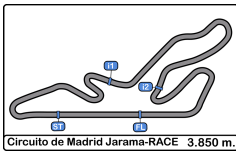
Eficar Team

H-1971

Curated Garage

Lap	D	Time	Sector 1	Sector 2	Sector 3	T. Spd	Elapsed	Lap	D	Time	Sector 1	Sector 2	Sector 3	T. Spd	Elapsed
1	1	2:04.634	51.817	40.116	32.701	167.7	2:04.634	1		2:14.322	57.370	42.117	34.835	154.5	2:14.322
2	1	1:55.621	44.254	38.911	32.456	207.6	4:00.255	2		2:04.545	47.566	42.056	34.923	168.4	4:18.867
3	1	1:56.037	44.242	39.193	32.602	203.0	5:56.292	3		2:04.618	47.990	41.522	35.106	160.4	6:23.485
4	1	1:56.574	44.317	39.408	32.849	197.8	7:52.866	4		2:04.756	47.936	41.986	34.834	169.8	8:28.241
5	1	1:56.812	44.890	39.122	32.800	196.7	9:49.678	5		2:04.935	47.388	42.096	35.451	170.6	10:33.176
6	1	1:57.138	45.002	39.153	32.983	195.6	11:46.816	6		2:04.979	47.533	42.425	35.021	173.6	12:38.155
7	1	2:00.195	45.086	39.360	35.749	191.4	13:47.011	7		2:04.971	47.445	42.177	35.349	167.4	14:43.126
8	1	2:23.632	55.143	50.913	37.576	148.5	16:10.643	8		2:09.292	48.020	45.659	35.613	158.5	16:52.418
9	1	2:16.399	50.054	46.215	40.130	162.4	18:27.042	9		2:06.537	48.190	42.924	35.423	157.8	18:58.955
10	1	3:27.977 P	1:24.241	1:15.624	48.112	59.3	21:55.019	10		2:55.893	59.799	1:18.556	37.538	154.5	21:54.848
11	2	3:59.505	2:39.234	41.700	38.571	87.5	25:54.524	11		2:14.003 P	47.498	42.830	43.675	153.4	24:08.851
12	2	2:06.702	51.024	41.461	34.217	155.3	28:01.226	12		3:23.725	2:08.189	40.980	34.556	93.3	27:32.576
13	2	2:03.542	46.651	41.950	34.941	199.6	30:04.768	13		2:06.711	47.855	43.448	35.408	164.3	29:39.287
14	2	2:04.141	46.984	42.537	34.620	186.5	32:08.909	14		2:06.418	47.681	43.232	35.505	161.4	31:45.705
15	2	2:03.803	46.912	42.009	34.882	172.2	34:12.712	15		2:03.303	47.099	41.307	34.897	173.6	33:49.008
16	2	2:05.776	47.077	43.176	35.523	185.8	36:18.488	16		2:02.422	46.766	40.643	35.013	174.1	35:51.430
17	2	2:18.976	46.002	58.539	34.435	183.3	38:37.464	17		2:06.710	47.305	42.291	37.114	169.8	37:58.140
18	2	1:59.220	45.431	39.980	33.809	198.8	40:36.684	18		2:05.151	47.986	42.556	34.609	172.5	40:03.291
19	2	2:00.897	46.070	41.144	33.683	198.1	42:37.581	19		2:04.328	46.973	42.953	34.402	167.7	42:07.619
20	2	2:05.436	46.277	42.936	36.223	191.1	44:43.017	20		2:08.576	47.480	43.772	37.324	171.1	44:16.195
21	2	2:39.254	49.566	1:02.108	47.580	164.8	47:22.271	21		3:02.678 P	59.838	1:07.610	55.230	123.1	47:18.873
22	2	2:05.645	47.501	42.931	35.213	176.1	49:27.916	22		2:43.827	1:21.081	46.816	35.930	91.9	50:02.700
23	2	2:10.187	50.316	43.318	36.553	158.3	51:38.103	23		2:08.376	48.140	43.751	36.485	171.1	52:11.076





Circuito de Madrid Jarama - RACE

Iberian Historic Endurance

Race - 1

Tiempos Por Vuelta



158

Martin Aubert

Lotus Elite 174

António Castro Ortega

Porsche 2.5 ST

GDS

Adam Bruzas

H-1971

Angel Lanchares Alonso

Aurora Motorsport

Lap	D	Time	Sector 1	Sector 2	Sector 3	T. Spd	Elapsed	Lap	D	Time	Sector 1	Sector 2	Sector 3	T. Spd	Elapsed
1	1	2:33.332	1:08.356	46.745	38.231	150.6	2:33.332	1	1	2:10.850	55.465	41.350	34.035	166.1	2:10.850
2	1	2:15.568	51.255	46.044	38.269	163.1	4:48.900	2	1	2:01.345	46.671	41.127	33.547	178.5	4:12.195
3	1	2:15.176	51.097	45.735	38.344	171.1	7:04.076	3	1	2:01.775	46.485	40.977	34.313	189.1	6:13.970
4	1	2:14.667	51.142	45.441	38.084	168.2	9:18.743	4	1	2:02.451	46.569	41.318	34.564	178.5	8:16.421
5	1	2:15.215	51.037	46.534	37.644	168.2	11:33.958	5	1	2:04.279	47.281	42.679	34.319	179.7	10:20.700
6	1	2:17.647	51.907	45.541	40.199	160.2	13:51.605	6	1	2:04.343	47.923	41.851	34.569	173.6	12:25.043
7	1	2:23.765	52.947	51.215	39.603	133.8	16:15.370	7	1	2:04.623	46.780	42.655	35.188	176.1	14:29.666
8	1	2:16.003	52.576	45.524	37.903	157.4	18:31.373	8	1	2:08.502	47.728	45.670	35.104	164.6	16:38.168
9	1	3:17.436	1:20.379	1:16.052	41.005	76.0	21:48.809	9	1	2:05.510	48.092	42.254	35.164	164.3	18:43.678
10	1	2:15.479	51.818	45.844	37.817	162.8	24:04.288	10	1	3:16.749 P	1:12.297	1:16.748	47.704	155.8	22:00.427
11	1	2:23.163 P	52.549	45.940	44.674	156.9	26:27.451	11	2	3:56.239 P	2:15.537	41.097	59.605	93.8	25:56.666
12	2	4:13.001	2:39.899	50.706	42.396	85.3	30:40.452	12	1	3:53.170	2:35.427	42.831	34.912	97.3	29:49.836
13	2	2:28.164	55.554	51.054	41.556	151.8	33:08.616	13	1	2:04.189	47.114	41.441	35.634	168.2	31:54.025
14	2	2:25.790	55.542	49.808	40.440	147.7	35:34.406	14	1	2:02.467	46.853	41.230	34.384	185.5	33:56.492
15	2	2:25.876	54.835	48.925	42.116	153.8	38:00.282	15	1	2:03.253	47.478	41.240	34.535	168.2	35:59.745
16	2	2:27.246	55.317	50.307	41.622	148.7	40:27.528	16	1	2:02.626	46.295	41.038	35.293	183.6	38:02.371
17	2	2:28.141	55.894	49.970	42.277	144.7	42:55.669	17	1	2:07.249	47.779	43.732	35.738	165.1	40:09.620
18	2	2:34.512	58.307	52.340	43.865	133.1	45:30.181	18	1	2:03.381	47.759	41.387	34.235	167.4	42:13.001
19	2	2:27.070	56.526	50.138	40.406	150.0	47:57.251	19	1	2:06.467	47.227	42.807	36.433	167.9	44:19.468
20	2	2:25.754	55.945	50.391	39.418	155.6	50:23.005	20	1	2:56.171	58.368	1:07.862	49.941	128.1	47:15.639
21	2	2:22.202	54.188	48.348	39.666	156.0	52:45.207	21	1	2:04.623	46.887	42.344	35.392	180.0	49:20.262
								22	1	2:03.101	46.332	41.676	35.093	190.8	51:23.363

165

Fabrice Bernollin

Shelby Daytona Cobra 4700

H-1965

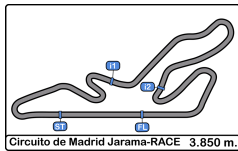
176

Eduardo Davila Vega

Porsche 911 3.0 RS

Lap	D	Time	Sector 1	Sector 2	Sector 3	T. Spd	Elapsed	Lap	D	Time	Sector 1	Sector 2	Sector 3	T. Spd	Elapsed
1		2:27.903	1:05.553	45.891	36.459	142.8	2:27.903								
2		2:11.167	49.024	45.842	36.301	167.4	4:39.070	1		1:56.345	47.002	38.124	31.219	198.5	1:56.345
3		2:10.108	48.923	45.245	35.940	157.6	6:49.178	2		1:52.496	42.962	38.044	31.490	206.1	3:48.841
4		2:09.162	48.364	44.635	36.163	158.5	8:58.340	3		1:52.733	43.722	37.623	31.388	193.5	5:41.574
5		2:09.455	48.569	45.399	35.487	171.9	11:07.795	4		1:52.596	43.241	37.909	31.446	194.2	7:34.170
6		2:15.883	50.047	48.060	37.776	168.4	13:23.678	5		1:52.888	43.394	37.945	31.549	193.2	9:27.058
7		2:40.314	1:12.904	49.432	37.978	141.9	16:03.992	6		1:54.212	43.244	38.745	32.223	193.8	11:21.270
8		2:19.411	51.498	47.354	40.559	148.7	18:23.403	7		1:53.539	43.315	38.419	31.805	193.2	13:14.809
9		3:18.180	1:23.690	1:13.195	41.295	67.9	21:41.583	8		2:21.471	46.679	48.732	46.060	159.7	15:36.280
10		2:22.913 P	50.641	46.429	45.843	163.3	24:04.496	9		2:42.004	1:04.203	55.092	42.709	99.0	18:18.284
11		4:04.730	2:43.523	45.548	35.659	97.8	28:09.226	10		3:23.037 P	1:24.483	1:12.705	45.849	72.0	21:41.321
12		2:10.074	49.608	44.995	35.471	167.4	30:19.300	11		3:21.436	2:12.636	37.818	30.982	113.9	25:02.757
13		2:10.724	48.137	45.502	37.085	166.9	32:30.024	12		1:52.007	43.668	37.438	30.901	192.1	26:54.764
14		2:10.301	49.100	45.168	36.033	169.8	34:40.325	13		1:51.318	42.946	37.344	31.028	193.2	28:46.082
15		2:07.636	47.810	44.530	35.296	168.4	36:47.961	14		1:53.389	42.933	38.348	32.108	183.6	30:39.471
16		2:09.716	48.149	46.355	35.212	166.1	38:57.677	15		1:52.273	43.422	37.636	31.215	189.8	32:31.744
17		2:05.929	47.598	43.001	35.330	163.3	41:03.606	16		1:52.814	43.513	38.153	31.148	191.1	34:24.558
18		2:06.505	48.329	43.983	34.193	164.3	43:10.111	17		1:56.278	43.536	40.306	32.436	199.6	36:20.836
19		2:25.645	51.172	52.712	41.761	167.9	45:35.756	18		1:55.340	44.081	39.768	31.491	182.7	38:16.176
20		2:25.769	56.715	51.384	37.670	126.7	48:01.525	19		1:53.317	43.435	38.179	31.703	200.3	40:09.493
21		2:09.299	49.572	44.128	35.599	174.4	50:10.824	20		1:53.353	43.248	38.702	31.403	189.1	42:02.846
22		2:09.882	49.179	44.798	35.905	159.5	52:20.706	21		2:13.669	43.924	37.873	51.872	184.3	44:16.515
								22		2:55.100	58.420	1:07.633	49.047	121.0	47:11.615
								23		1:53.063	44.135	37.772	31.156	183.0	49:04.678
								24		1:54.431	45.701	37.283	31.447	191.1	50:59.109





Circuito de Madrid Jarama - RACE

Iberian Historic Endurance

Race - 1

Tiempos Por Vuelta



216

Jorge Guimarães

Volvo 121

269

Grégoire Audi

Shelby Cobra Daytona

H-1971

Jorge Guimarães

H-1965

Olivier Muytjens

HY Racing

Lap	D	Time	Sector 1	Sector 2	Sector 3	T. Spd	Elapsed	Lap	D	Time	Sector 1	Sector 2	Sector 3	T. Spd	Elapsed
1		2:22.751	1:01.887	44.303	36.561	167.4	2:22.751	1	1	1:57.117	47.795	37.768	31.554	184.3	1:57.117
2		2:08.294	48.800	43.061	36.433	178.5	4:31.045	2	1	1:52.618	43.409	37.289	31.920	190.4	3:49.735
3		2:08.735	48.860	43.278	36.597	177.6	6:39.780	3	1	1:53.099	43.569	37.655	31.875	191.8	5:42.834
4		2:08.635	49.292	42.842	36.501	180.0	8:48.415	4	1	1:53.417	43.211	37.545	32.661	198.5	7:36.251
5		2:08.968	49.424	43.039	36.505	181.5	10:57.383	5	1	1:53.398	43.708	37.533	32.157	193.5	9:29.649
6		2:10.651	49.709	43.608	37.334	178.2	13:08.034	6	1	1:53.172	43.450	37.642	32.080	193.8	11:22.821
7		2:27.055	49.990	50.505	46.560	171.1	15:35.089	7	1	1:54.238	43.960	38.387	31.891	192.5	13:17.059
8		2:42.363	1:04.698	54.887	42.778	97.4	18:17.452	8	1	2:26.197	51.762	50.903	43.532	145.3	15:43.256
9		2:54.554 P	1:22.411	47.521	44.622	69.5	21:12.006	9	1	2:37.487	1:00.416	54.048	43.023	117.9	18:20.743
10		3:41.354	2:21.977	42.947	36.430	83.2	24:53.360	10	1	3:15.834	1:23.111	1:12.703	40.020	71.1	21:36.577
11		2:08.633	49.156	42.965	36.512	177.6	27:01.993	11	1	1:53.558	43.582	37.188	32.788	194.9	23:30.135
12		2:08.612	48.868	42.634	37.110	177.9	29:10.605	12	1	1:55.352	44.470	38.826	32.056	188.8	25:25.487
13		2:10.760	49.850	43.907	37.003	177.9	31:21.365	13	1	1:52.758	43.476	37.646	31.636	197.4	27:18.245
14		2:11.563	51.097	43.818	36.648	176.7	33:32.928	14	1	2:00.328 P	44.047	38.287	37.994	187.5	29:18.573
15		2:12.112	49.745	44.019	38.348	181.2	35:45.040	15	2	3:30.009	2:18.215	38.896	32.898	83.2	32:48.582
16		2:13.118	51.232	43.945	37.941	171.1	37:58.158	16	2	1:55.944	44.583	38.385	32.976	195.2	34:44.526
17		2:15.095	51.542	45.543	38.010	170.6	40:13.253	17	2	1:54.561	44.564	38.253	31.744	194.5	36:39.087
18		2:28.376 P	53.503	47.283	47.590	154.5	42:41.629	18	2	1:57.621	44.391	40.187	33.043	191.8	38:36.708
19		2:52.731	1:18.204	51.656	42.871	103.6	45:34.360	19	2	1:54.817	44.253	38.275	32.289	187.8	40:31.525
20		2:27.402	56.259	50.598	40.545	123.0	48:01.762	20	2	1:56.119	45.193	38.911	32.015	179.7	42:27.644

221

Alberto Velez-Grilo

BMW 1800 TiSA

GDS

Tomaz Velez-Grilo

Garagem João Gomes

Lap	D	Time	Sector 1	Sector 2	Sector 3	T. Spd	Elapsed	Lap	D	Time	Sector 1	Sector 2	Sector 3	T. Spd	Elapsed
1	1	2:27.411	1:04.371	45.602	37.438	157.6	2:27.411	21	2	2:02.749	44.325	42.587	35.837	189.4	44:30.393
2	1	2:14.828	51.280	45.637	37.911	158.3	4:42.239	22	2	2:47.618	51.732	1:06.847	49.039	157.8	47:18.011
3	1	2:14.621	51.469	45.569	37.583	166.1	6:56.860	23	2	1:58.067	46.340	39.872	31.855	166.6	49:16.078
4	1	2:13.788	50.379	45.314	38.095	173.0	9:10.648	24	2	1:57.800	48.341	37.699	31.760	204.9	51:13.878

273

Laurent Jaspers

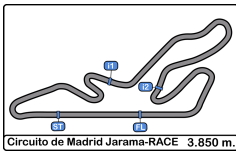
Jaguar E-Type 63

H-1965

JAC Motors Team

Lap	D	Time	Sector 1	Sector 2	Sector 3	T. Spd	Elapsed	Lap	D	Time	Sector 1	Sector 2	Sector 3	T. Spd	Elapsed
1		2:27.411	1:04.371	45.602	37.438	157.6	2:27.411	1		2:00.000	49.647	38.478	31.875	177.0	2:00.000
2	1	2:14.828	51.280	45.637	37.911	158.3	4:42.239	2		1:54.940	43.671	38.956	32.313	200.3	3:54.940
3	1	2:14.621	51.469	45.569	37.583	166.1	6:56.860	3		1:55.699	44.676	38.811	32.212	200.7	5:50.639
4	1	2:13.788	50.379	45.314	38.095	173.0	9:10.648	4		1:56.848	44.068	39.419	33.361	196.3	7:47.487
5	1	2:14.327	51.216	45.830	37.281	169.2	11:24.975	5		1:55.784	44.596	38.936	32.252	180.3	9:43.271
6	1	2:14.261	50.926	46.339	36.996	165.3	13:39.236	6		1:54.834	44.046	38.638	32.150	198.8	11:38.105
7	1	2:32.623	1:02.262	52.172	38.189	148.7	16:11.859	7		1:55.740	44.488	39.050	32.202	189.1	13:33.845
8	1	2:15.462	51.163	45.777	38.522	156.9	18:27.321	8		2:37.044 P	1:05.029	48.628	43.387	172.2	16:10.889
9	1	3:25.614 P	1:22.515	1:15.393	47.706	65.8	21:52.935	9		2:33.420	1:15.790	43.251	34.379	114.1	18:44.309
10	2	4:12.636	2:44.481	47.817	40.338	85.3	26:05.571	10		3:17.406 P	1:12.533	1:16.802	48.071	146.7	22:01.715
11	2	2:15.677	52.192	45.308	38.177	156.2	28:21.248	11		3:18.489	2:05.153	41.177	32.159	114.4	25:20.204
12	2	2:14.597	50.830	46.490	37.277	153.6	30:35.845	12		1:57.063	44.095	40.829	32.139	190.4	27:17.267
13	2	2:12.446	50.547	44.419	37.480	156.9	32:48.291	13		1:56.203	44.283	38.888	33.032	178.5	29:13.470
14	2	2:12.848	50.079	45.203	37.566	158.3	35:01.139	14		1:54.525	43.907	38.581	32.037	198.5	31:07.995
15	2	2:12.122	50.318	44.579	37.225	156.2	37:13.261	15		1:56.276	43.883	39.802	32.591	196.3	33:04.271
16	2	2:14.342	50.750	45.962	37.630	158.3	39:27.603	16		1:56.563	43.981	38.279	34.303	191.8	35:00.834
17	2	2:15.311	51.888	46.275	37.148	152.9	41:42.914	17		1:54.813	44.429	38.425	31.959	191.8	36:55.647
18	2	2:14.288	52.133	45.013	37.142	151.4	43:57.202	18		1:55.451	44.063	39.204	32.184	196.0	38:51.098
19	2	3:10.024	57.366	1:23.271	49.387	138.8	47:07.226	19		1:54.750	43.992	38.718	32.040	182.1	40:45.848
20	2	2:12.801	50.596	45.075	37.130	164.6	49:20.027	20		1:54.862	44.167	38.916	31.779	191.8	42:40.710
21	2	2:20.112	52.312	48.232	39.568	133.1	51:40.139	21		1:59.193	43.674	40.752	34.767	199.2	44:39.903
								22		2:41.140	49.999	1:03.737	47.404	130.9	47:21.043
								23		1:57.370	45.754	38.479	33.137	169.8	49:18.413
								24		1:53.142	43.645	37.822	31.675	193.2	51:11.555





Circuito de Madrid Jarama - RACE

Iberian Historic Endurance

Race - 1

Tiempos Por Vuelta



290 Miguel Lobo Shelby Cobra Daytona Coupé **337** Piero dal Maso Porsche 911 2.5 ST

INVS *							Antunes Motorsport H-1971							José Carvalhosa Garagem João Gomes						
Lap	D	Time	Sector 1	Sector 2	Sector 3	T. Spd	Elapsed	Lap	D	Time	Sector 1	Sector 2	Sector 3	T. Spd	Elapsed					
1		1:58.288	48.611	37.957	31.720	183.6	1:58.288	1	1	2:10.551	54.977	40.833	34.741	165.3	2:10.551					
2		1:52.756	43.240	37.647	31.869	210.1	3:51.044	2	1	2:00.805	46.490	40.393	33.922	189.8	4:11.356					
3		1:52.581	43.128	37.700	31.753	190.4	5:43.625	3	1	1:59.970	45.911	40.208	33.851	200.0	6:11.326					
4		1:54.111	43.275	38.445	32.391	191.4	7:37.736	4	1	2:00.912	46.451	40.234	34.227	196.7	8:12.238					
5		1:53.686	43.407	38.470	31.809	200.3	9:31.422	5	1	2:00.958	46.435	40.438	34.085	190.1	10:13.196					
6		1:53.292	43.157	38.337	31.798	194.2	11:24.714	6	1	2:00.644	46.128	40.222	34.294	188.1	12:13.840					
7		1:54.198	43.755	38.127	32.316	181.2	13:18.912	7	1	2:01.760	46.113	40.394	35.253	191.4	14:15.600					
8		2:25.290	50.946	50.911	43.433	171.9	15:44.202	8	1	2:12.810	48.884	49.743	34.183	180.0	16:28.410					
9		2:37.246	1:00.897	53.615	42.734	109.7	18:21.448	9	1	2:07.303	48.647	41.886	36.770	175.3	18:35.713					
10		3:15.632	1:23.780	1:12.117	39.735	66.3	21:37.080	10	1	3:23.475 P	1:19.238	1:16.371	47.866	85.3	21:59.188					
11		1:55.163	43.625	38.281	33.257	192.5	23:32.243	11	2	3:30.521	2:13.280	42.350	34.891	104.3	25:29.709					
12		1:55.914	44.601	39.431	31.882	178.8	25:28.157	12	2	2:00.455	46.896	40.018	33.541	180.0	27:30.164					
13		1:54.107	43.829	38.104	32.174	183.6	27:22.264	13	2	2:01.762	46.291	40.228	35.243	178.5	29:31.926					
14		2:01.421 P	44.000	38.176	39.245	200.7	29:23.685	14	2	2:00.941	46.558	40.380	34.003	191.8	31:32.867					
15		3:20.794	2:10.481	38.228	32.085	94.9	32:44.479	15	2	2:00.001	46.189	39.962	33.850	184.3	33:32.868					
16		1:54.527	44.024	38.220	32.283	203.0	34:39.006	16	2	2:01.412	46.429	40.191	34.792	189.4	35:34.280					
17		1:53.174	43.695	37.886	31.593	186.2	36:32.180	17	2	2:00.457	46.244	40.351	33.862	184.3	37:34.737					
18		1:53.055	43.609	37.865	31.581	194.2	38:25.235	18	2	2:00.444	46.217	40.522	33.705	191.8	39:35.181					
19		1:53.864	43.485	38.354	32.025	184.6	40:19.099	19	2	2:03.053	45.970	41.413	35.670	186.5	41:38.234					
20		1:53.829	44.019	37.898	31.912	185.8	42:12.928	20	2	2:02.143	47.702	40.204	34.237	182.1	43:40.377					
21		2:02.976	43.708	41.474	37.794	197.4	44:15.904	21	2	3:22.805	1:12.509	1:20.692	49.604	174.7	47:03.182					
22		2:55.893	58.477	1:07.553	49.863	122.4	47:11.797	22	2	2:00.404	46.430	40.063	33.911	186.8	49:03.586					
23		1:57.284	46.544	38.950	31.790	183.6	49:09.081	23	2	2:01.895	47.757	40.109	34.029	183.6	51:05.481					
24		2:01.661	45.928	41.870	33.863	175.8	51:10.742													

327 Nuno Nunes Porsche 911 SWB **366** Guillaume Huber Ford Mustang

GDS							H-1965								
Lap	D	Time	Sector 1	Sector 2	Sector 3	T. Spd	Elapsed	Lap	D	Time	Sector 1	Sector 2	Sector 3	T. Spd	Elapsed
1	1	2:18.162	59.558	42.868	35.736	159.0	2:18.162	1		2:09.040	54.288	40.578	34.174	158.8	2:09.040
2	1	2:05.588	47.510	42.657	35.421	188.1	4:23.750	2		1:59.959	46.214	40.406	33.339	181.5	4:08.999
3	1	2:05.407	47.298	42.497	35.612	188.1	6:29.157	3		2:00.142	46.051	40.722	33.369	184.9	6:09.141
4	1	2:05.143	47.156	42.377	35.610	186.8	8:34.300	4		2:01.254	45.840	39.943	35.471	197.0	8:10.395
5	1	2:06.793	48.364	42.752	35.677	177.6	10:41.093	5		2:00.929	46.660	40.127	34.142	196.7	10:11.324
6	1	2:06.788	48.441	42.533	35.814	170.0	12:47.881	6		2:00.712	46.989	40.227	33.496	182.1	12:12.036
7	1	2:14.597	49.985	47.041	37.571	164.6	15:02.478	7		2:01.578	46.584	40.424	34.570	179.1	14:13.614
8	1	2:28.859	53.375	44.831	50.653	125.8	17:31.337	8		2:12.993	47.263	51.556	34.174	171.1	16:26.607
9	1	2:13.965	51.357	45.190	37.418	156.2	19:45.302	9		2:08.129	47.251	44.018	36.860	172.8	18:34.736
10	1	2:20.040	50.205	50.114	39.721	150.2	22:05.342	10		3:23.314 P	1:19.230	1:16.384	47.700	89.0	21:58.050
11	1	2:13.098 P	48.217	42.602	42.279	174.7	24:18.440	11		3:42.292	2:13.876	54.797	33.619	102.1	25:40.342
12	2	3:29.748	2:11.734	42.478	35.536	90.9	27:48.188	12		2:00.548	46.288	40.672	33.588	181.5	27:40.890
13	2	2:04.923	47.531	42.165	35.227	179.1	29:53.111	13		2:02.529	48.451	40.417	33.661	148.1	29:43.419
14	2	2:05.011	47.570	42.275	35.166	179.4	31:58.122	14		2:03.700	48.467	41.202	34.031	153.8	31:47.119
15	2	2:05.606	47.707	42.654	35.245	187.5	34:03.728	15		2:01.950	46.567	41.085	34.298	177.6	33:49.069
16	2	2:05.652	47.396	42.711	35.545	185.2	36:09.380	16		1:59.698	46.000	39.680	34.018	184.3	35:48.767
17	2	2:06.706	47.662	42.747	36.297	177.6	38:16.086	17		2:00.447	46.260	41.011	33.176	187.1	37:49.214
18	2	2:06.137	47.397	42.761	35.979	185.8	40:22.223	18		2:28.827	46.155	1:09.254	33.418	189.8	40:18.041
19	2	2:05.746	47.364	42.537	35.845	185.8	42:27.969	19		2:04.407	49.076	41.741	33.590	178.8	42:22.448
20	2	2:06.113	47.441	42.644	36.028	185.5	44:34.082	20		2:09.400	48.000	46.055	35.345	173.3	44:31.848
21	2	2:45.572	49.804	1:07.011	48.757	151.0	47:19.654	21		2:47.046	51.289	1:06.702	49.055	138.8	47:18.894
22	2	2:07.684	48.783	42.688	36.213	175.6	49:27.338	22		2:06.316	49.249	41.676	35.391	167.1	49:25.210
23	2	2:09.960	50.370	43.366	36.224	156.2	51:37.298	23		2:05.858	49.746	43.055	33.057	149.3	51:31.068





Circuito de Madrid Jarama - RACE

Iberian Historic Endurance

Race - 1

Tiempos Por Vuelta



367

Ralf Huber

Bizzarrini 5300 GT

H-1965

Calvin Motors

Lap	D	Time	Sector 1	Sector 2	Sector 3	T. Spd	Elapsed
1		2:19.013	58.901	45.028	35.084	144.1	2:19.013
2		2:06.033	48.404	42.452	35.177	162.4	4:25.046
3		2:05.653	48.196	42.450	35.007	157.6	6:30.699
4		2:03.840	47.288	41.573	34.979	171.7	8:34.539
5		2:03.857	47.388	41.642	34.827	165.8	10:38.396
6		2:04.782	48.133	42.181	34.468	161.1	12:43.178
7		2:06.362	47.248	44.315	34.799	159.2	14:49.540
8		2:13.039	50.226	45.477	37.336	136.3	17:02.579
9		2:13.641	52.382	45.744	35.515	145.3	19:16.220
10		2:58.574 P	50.643	1:16.526	51.405	144.9	22:14.794
11		3:42.457	2:23.693	43.991	34.773	93.3	25:57.251
12		2:02.760	47.400	41.589	33.771	152.5	28:00.011
13		2:04.043	46.747	41.651	35.645	164.6	30:04.054
14		2:04.041	47.068	42.692	34.281	162.4	32:08.095
15		2:03.945	47.313	41.744	34.888	161.9	34:12.040
16		2:05.826	47.250	43.158	35.418	166.6	36:17.866
17		2:04.910	48.546	42.275	34.089	164.8	38:22.776
18		2:04.536	48.033	42.076	34.427	164.3	40:27.312
19		2:04.794	47.105	43.202	34.487	160.7	42:32.106
20		2:07.066	48.720	43.724	34.622	162.8	44:39.172
21		2:40.937	50.272	1:02.781	47.884	136.1	47:20.109
22		2:06.957	49.081	42.859	35.017	147.7	49:27.066
23		2:07.540	48.899	43.519	35.122	143.6	51:34.606

545

François Guerin

BMW 1600 ti

H-1971

RP Motorsport

Lap	D	Time	Sector 1	Sector 2	Sector 3	T. Spd	Elapsed
1		2:23.376	1:01.016	45.564	36.796	154.7	2:23.376
2		2:09.734	49.443	43.912	36.379	168.7	4:33.110
3		2:11.174	50.050	44.430	36.694	167.1	6:44.284
4		2:10.085	49.421	44.161	36.503	173.0	8:54.369
5		2:10.059	49.521	44.404	36.134	172.5	11:04.428
6		2:10.913	49.916	44.435	36.562	173.3	13:15.341
7		2:26.576	52.494	51.027	43.055	144.9	15:41.917
8		2:37.137	1:00.961	53.607	42.569	119.4	18:19.054
9		2:49.397	1:22.624	49.595	37.178	69.1	21:08.451
10		2:42.618 P	57.442	49.858	55.318	154.7	23:51.069





Circuito de Madrid Jarama - RACE

Iberian Historic Endurance

Race - 1

Análisis



Num	Lap Time	Gap
158	2:16.003	1 Lap
33	2:16.276	16.673
75	2:16.452	17.671
366	2:08.129	19.110
337	2:07.303	20.087
174	2:05.510	28.052
273	2:33.420	28.683
102	2:05.974	30.388
153	2:06.537	43.329
47	2:03.882	44.993
7	9:10.920	3 Laps
28	2:14.285	59.985
367	2:13.641	1:00.594
55	2:15.099	1:29.056
327	2:13.965	1:29.676
107	2:52.612	3 Laps
82	2:47.560	1 Lap
138	2:49.064	1 Lap
34	2:54.682	2:49.049
545	2:49.397	2:52.825
216	2:54.554	2:56.380

Num	Lap Time	Gap
5	3:17.943	
123	3:17.392	00.837
269	3:15.834	03.008
290	3:15.632	03.511
44	3:15.128	03.894
176	3:23.037	07.752
165	3:18.180	1 Lap
1	3:18.188	2 Laps
83	3:23.352	13.763
158	3:17.436	1 Lap
75	3:15.612	15.340
23	3:25.680	1 Lap
221	3:25.614	1 Lap
153	2:55.893	21.279
132	3:27.977	21.450
33	3:23.896	22.626
7	2:45.938	3 Laps
366	3:23.314	24.481
337	3:23.475	25.619
174	3:16.749	26.858
273	3:17.406	28.146
102	3:17.286	29.731
47	3:03.977	31.027
327	2:20.040	31.773
28	2:52.523	34.565
367	2:58.574	41.225
55	2:33.205	44.318

Num	Lap Time	Gap
5	1:51.213	
123	1:51.508	01.132
269	1:53.558	05.353
44	1:54.615	07.296
290	1:55.163	07.461

Num	Lap Time	Gap
82	2:39.665	2 Laps
107	2:41.923	4 Laps
138	2:34.646	2 Laps
75	2:00.863	24.990
545	2:42.618	1 Lap
1	2:11.851	2 Laps
158	2:15.479	1 Lap
165	2:22.913	1 Lap
7	2:10.122	3 Laps
153	2:14.003	44.069
327	2:13.098	53.658
216	3:41.354	1 Lap
34	3:53.159	1 Lap
176	3:21.436	1:37.975
83	3:20.986	1:43.536

Num	Lap Time	Gap
5	1:51.063	
123	1:51.575	01.644
273	3:18.489	1 Lap
269	1:55.352	09.642
23	3:34.605	2 Laps
44	1:54.049	10.282
290	1:55.914	12.312
337	3:30.521	1 Lap
28	3:28.899	1 Lap
366	3:42.292	1 Lap
132	3:59.505	1 Lap
102	3:52.280	1 Lap
174	3:56.239	1 Lap
367	3:42.457	1 Lap
75	2:10.147	44.074
82	2:27.664	2 Laps
221	4:12.636	2 Laps
33	4:12.698	1 Lap
138	2:37.336	2 Laps
47	4:09.535	1 Lap
158	2:23.163	1 Lap
107	2:58.919	4 Laps
176	1:52.007	1:38.919
216	2:08.633	1 Lap
83	2:00.917	1:53.390

Num	Lap Time	Gap
5	1:57.754	
34	2:17.012	2 Laps
123	1:58.138	02.028
273	1:57.063	1 Lap
269	1:52.758	04.646
290	1:54.107	08.665
55	5:06.307	2 Laps
44	2:02.642	15.170
337	2:00.455	1 Lap
153	3:23.725	1 Lap
23	2:13.994	2 Laps
28	2:03.392	1 Lap
366	2:00.548	1 Lap

Num	Lap Time	Gap
327	3:29.748	1 Lap
102	2:03.854	1 Lap
367	2:02.760	1 Lap
132	2:06.702	1 Lap
1	4:12.884	3 Laps
165	4:04.730	2 Laps
33	2:02.461	1 Lap
47	2:05.161	1 Lap
221	2:15.677	2 Laps
82	2:24.614	2 Laps
7	4:21.782	4 Laps
176	1:51.318	1:32.483
83	1:58.038	1:53.674
216	2:08.612	1 Lap
273	1:56.203	1:59.871

Num	Lap Time	Gap
269	2:00.328	
290	2:01.421	05.112
75	3:27.086	1 Lap
55	2:07.388	2 Laps
337	2:01.762	1 Lap
34	2:19.585	2 Laps
153	2:06.711	1 Lap
138	3:27.308	3 Laps
28	2:02.419	1 Lap
366	2:02.529	1 Lap
174	3:53.170	2 Laps
327	2:04.923	1 Lap
23	2:14.953	2 Laps
102	2:03.761	1 Lap
367	2:04.043	1 Lap
132	2:03.542	1 Lap
33	2:01.395	1 Lap
165	2:10.074	2 Laps
47	2:02.947	1 Lap
1	2:19.836	3 Laps
7	2:00.688	4 Laps
123	3:16.787	1:13.841
5	3:21.240	1:16.266
221	2:14.597	2 Laps
176	1:53.389	1:20.898
158	4:13.001	2 Laps
44	3:21.731	1:31.927
83	1:58.948	1:47.648
273	1:54.525	1:49.422
82	2:41.149	2 Laps
107	4:43.089	5 Laps
216	2:10.760	1 Lap
75	1:57.668	2:06.100
337	2:00.941	2:14.294
55	2:05.598	1 Lap
153	2:06.418	2:27.132
28	2:04.101	2:28.372
366	2:03.700	2:28.546
174	2:04.189	1 Lap
34	2:19.976	1 Lap

Num	Lap Time	Gap
138	2:13.326	2 Laps
327	2:05.011	2:39.549
23	2:12.539	1 Lap
367	2:04.041	2:49.522
132	2:04.141	2:50.336
33	2:03.392	2:57.568
102	2:13.464	2:58.086

Num	Lap Time	Gap
123	1:53.572	
5	1:51.500	00.353
47	2:04.671	1 Lap
165	2:10.724	2 Laps
7	2:02.667	4 Laps
176	1:52.273	05.758
290	3:20.794	18.493
44	1:54.206	18.720
1	2:18.012	3 Laps
221	2:12.446	2 Laps
269	3:30.009	22.596
273	1:56.276	38.285
83	1:59.537	39.772
158	2:28.164	2 Laps
75	1:58.127	56.814
337	2:00.001	1:06.882
216	2:11.563	1 Lap
55	2:05.045	1 Lap
153	2:03.303	1:23.022
366	2:01.950	1:23.083
107	2:31.670	5 Laps
28	2:03.176	1:24.135
174	2:02.467	1 Lap
138	2:07.855	2 Laps
327	2:05.606	1:37.742
367	2:03.945	1:46.054
132	2:03.803	1:46.726
34	2:18.739	1 Lap

Num	Lap Time	Gap
123	1:51.399	
5	1:51.890	00.844
23	2:15.261	2 Laps
176	1:52.814	07.173
47	2:03.290	1 Lap
7	2:00.050	4 Laps
290	1:54.527	21.621
44	1:55.052	22.373
165	2:10.301	2 Laps
269	1:55.944	27.141
33	2:34.923	1 Lap
273	1:56.563	43.449
221	2:12.848	2 Laps
1	2:15.563	3 Laps
83	1:56.167	44.540
102	2:55.990	1 Lap
75	2:00.361	1:05.776
337	2:01.412	1:16.895

Num	Lap Time	Gap
158	2:25.790	2 Laps
82	4:28.732	3 Laps
216	2:12.112	1 Lap
55	2:06.433	1 Lap
366	1:59.698	1:31.382
153	2:02.422	1:34.045
28	2:02.234	1:34.970
174	2:03.253	1 Lap

Num	Lap Time	Gap
5	1:50.729	
327	2:05.652	1 Lap
123	1:53.571	01.998
138	2:10.165	3 Laps
367	2:05.826	1 Lap
132	2:05.776	1 Lap
176	1:56.278	11.878
107	2:33.217	6 Laps
34	2:17.670	2 Laps
7	1:59.570	4 Laps
290	1:53.174	23.222
44	1:53.166	23.966
47	2:04.345	1 Lap
23	2:14.550	2 Laps
269	1:54.561	30.129
165	2:07.636	2 Laps
273	1:54.813	46.689
83	1:55.748	48.715
102	1:58.887	1 Lap
221	2:12.122	2 Laps
1	2:16.410	3 Laps
75	1:58.447	1:12.650
337	2:00.457	1:25.779
366	2:00.447	1:40.256
153	2:06.710	1:49.182
216	2:13.118	1 Lap
55	2:10.211	1 Lap





Circuito de Madrid Jarama - RACE

Iberian Historic Endurance

Race - 1

Análisis



Num	Lap Time	Gap
23	2:15.942	2 Laps
83	1:57.464	56.192
165	2:09.716	2 Laps
107	2:41.139	6 Laps
102	1:57.740	1 Lap
75	1:58.961	1:21.624
221	2:14.342	2 Laps
1	2:16.471	3 Laps
337	2:00.444	1:36.236

Lap 19

5	1:51.860	
123	1:55.465	07.683
153	2:05.151	1 Lap
28	2:05.028	1 Lap
55	2:10.270	2 Laps
176	1:53.317	18.688
174	2:07.249	2 Laps
216	2:15.095	2 Laps
366	2:28.827	1 Lap
290	1:53.864	28.294
44	1:54.484	29.901
327	2:06.137	1 Lap
367	2:04.536	1 Lap
138	2:08.788	3 Laps
158	2:27.246	3 Laps
269	1:54.817	40.720
82	2:29.708	4 Laps
132	1:59.220	1 Lap
47	2:03.185	1 Lap
273	1:54.750	55.043
83	1:58.917	1:03.249
34	2:13.941	2 Laps
165	2:05.929	2 Laps
23	2:13.641	2 Laps
102	1:59.379	1 Lap
75	1:58.528	1:28.292
337	2:03.053	1:47.429
107	2:34.966	6 Laps

Lap 20

5	1:51.477	
221	2:15.311	3 Laps
1	2:15.987	4 Laps
123	1:51.891	08.097
7	3:19.031	5 Laps
176	1:53.353	20.564
153	2:04.328	1 Lap
28	2:04.513	1 Lap
290	1:53.829	30.646
174	2:03.381	2 Laps
44	1:52.354	30.778
55	2:10.827	2 Laps
366	2:04.407	1 Lap
269	1:56.119	45.362
327	2:05.746	1 Lap
367	2:04.794	1 Lap

Num	Lap Time	Gap
138	2:08.188	3 Laps
132	2:00.897	1 Lap
273	1:54.862	58.428
216	2:28.376	2 Laps
47	2:04.183	1 Lap
83	1:59.522	1:11.294
158	2:28.141	3 Laps
82	2:24.981	4 Laps
102	1:57.955	1 Lap
165	2:06.505	2 Laps
34	2:12.282	2 Laps
75	1:57.490	1:34.305
23	2:12.759	2 Laps

Lap 21

5	1:50.828	
337	2:02.143	1 Lap
123	1:53.492	10.761
221	2:14.288	3 Laps
1	2:17.148	4 Laps
107	2:35.164	7 Laps
44	2:02.189	42.139
290	2:02.976	42.794
153	2:08.576	1 Lap
176	2:13.669	43.405
28	2:09.520	1 Lap
174	2:06.467	2 Laps
55	2:09.271	2 Laps
269	2:02.749	57.283
366	2:09.400	1 Lap
327	2:06.113	1 Lap
367	2:07.066	1 Lap
273	1:59.193	1:06.793
132	2:05.436	1 Lap
138	2:10.459	3 Laps
47	2:16.978	1 Lap
83	2:11.032	1:31.498
158	2:34.512	3 Laps
82	2:30.457	4 Laps
102	2:27.150	1 Lap
216	2:52.731	2 Laps
165	2:25.645	2 Laps
75	2:19.491	2:02.968
34	2:22.914	2 Laps
23	2:19.075	2 Laps

Lap 22

5	3:28.959	
337	3:22.805	1 Lap
123	3:20.818	02.620
221	3:10.024	3 Laps
1	3:01.103	4 Laps
107	2:56.986	7 Laps
176	2:55.100	09.546
44	2:56.442	09.622
290	2:55.893	09.728
28	2:56.719	1 Lap

Num	Lap Time	Gap
174	2:56.171	2 Laps
55	2:47.496	2 Laps
269	2:47.618	15.942
153	3:02.678	1 Lap
366	2:47.046	1 Lap
327	2:45.572	1 Lap
367	2:40.937	1 Lap
273	2:41.140	18.974
132	2:39.254	1 Lap
138	2:36.739	3 Laps
47	2:25.120	1 Lap
83	2:25.354	27.893
75	2:19.270	53.279
158	2:27.070	3 Laps
82	2:28.929	4 Laps
102	2:27.686	1 Lap
165	2:25.769	2 Laps
216	2:27.402	2 Laps
34	2:25.673	2 Laps
23	2:27.602	2 Laps

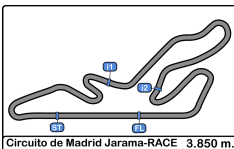
Lap 23

5	1:50.281	
123	1:50.425	02.764
337	2:00.404	1 Lap
176	1:53.063	12.328
44	1:54.244	13.585
290	1:57.284	16.731
269	1:58.067	23.728
273	1:57.370	26.063
221	2:12.801	3 Laps
174	2:04.623	2 Laps
28	2:05.330	1 Lap
1	2:15.972	4 Laps
55	2:08.117	2 Laps
366	2:06.316	1 Lap
367	2:06.957	1 Lap
327	2:07.684	1 Lap
132	2:05.645	1 Lap
83	1:59.079	36.691
138	2:08.412	3 Laps
47	2:02.678	1 Lap
107	2:36.430	7 Laps
75	1:59.048	1:02.046
102	2:01.162	1 Lap
153	2:43.827	1 Lap
165	2:09.299	2 Laps
34	2:11.435	2 Laps
23	2:13.572	2 Laps
158	2:25.754	3 Laps
82	2:25.672	4 Laps

Lap 24

5	1:51.271	
123	1:50.347	01.840
176	1:54.431	15.488
44	1:53.906	16.220

Num	Lap Time	Gap
337	2:01.895	1 Lap
290	2:01.661	27.121
273	1:53.142	27.934
269	1:57.800	30.257
174	2:03.101	2 Laps
28	2:03.650	1 Lap
366	2:05.858	1 Lap
83	2:03.690	49.110
367	2:07.540	1 Lap
55	2:09.945	2 Laps
327	2:09.960	1 Lap
47	2:05.609	1 Lap
132	2:10.187	1 Lap
138	2:07.776	3 Laps
221	2:20.112	3 Laps
1	2:19.390	4 Laps
75	1:58.252	1:09.027
102	1:57.078	1 Lap
153	2:08.376	1 Lap
107	2:30.085	7 Laps
165	2:09.882	2 Laps
34	2:16.873	2 Laps
23	2:13.121	2 Laps
158	2:22.202	3 Laps
82	2:23.766	4 Laps



Circuito de Madrid Jarama - RACE

Iberian Historic Endurance

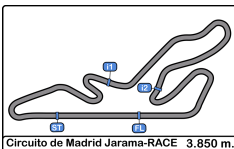
Race - 1

Mejores Sectores



Sector - 1			Sector - 2			Sector - 3			Ideal Lap vs Best Lap		
Clas	Nº Driver	Time	Nº Driver	Time	Nº Driver	Time	Clas	Nº Driver	Ideal Lap	Best Lap	Clas
1	5 Paulo Lima	41.764	5 Paulo Lima	36.747	5 Paulo Lima	30.689	1	5 Paulo Lima	1:49.200	1:49.987	1
2	123 Bruno Santos	42.104	123 Bruno Santos	36.967	44 Cláudio Vieira	30.849	2	123 Bruno Santos	1:50.028	1:50.347	2
3	44 Cláudio Vieira	42.877	269 Audi - Muytjens	37.188	176 Eduardo Davila Vega	30.901	3	44 Cláudio Vieira	1:51.035	1:52.101	4
4	176 Eduardo Davila Vega	42.933	176 Eduardo Davila Vega	37.283	123 Bruno Santos	30.957	4	176 Eduardo Davila Vega	1:51.117	1:51.318	3
5	290 Miguel Lobo	43.128	44 Cláudio Vieira	37.309	269 Audi - Muytjens	31.554	5	269 Audi - Muytjens	1:51.953	1:52.618	6
6	269 Audi - Muytjens	43.211	290 Miguel Lobo	37.647	290 Miguel Lobo	31.581	6	290 Miguel Lobo	1:52.356	1:52.581	5
7	273 Laurent Jaspers	43.645	273 Laurent Jaspers	37.822	273 Laurent Jaspers	31.675	7	273 Laurent Jaspers	1:53.142	1:53.142	7
8	83 Duarte - Silva Jesus	44.065	83 Duarte - Silva Jesus	38.333	83 Duarte - Silva Jesus	31.888	8	83 Duarte - Silva Jesus	1:54.286	1:54.508	8
9	7 Rueda Ortiz - Rueda Muñoz	44.120	7 Rueda Ortiz - Rueda Muñoz	38.442	7 Rueda Ortiz - Rueda Muñoz	32.341	9	7 Rueda Ortiz - Rueda Muñoz	1:54.903	1:54.903	9
10	132 Alonso Catalá - Antonio Zorrilla	44.242	75 Carlos Brizido	38.547	33 S. Coutinho - Petiz	32.343	10	132 Alonso Catalá - Antonio Zorrilla	1:55.609	1:55.621	10
11	75 Carlos Brizido	44.350	132 Alonso Catalá - Antonio Zorrilla	38.911	132 Alonso Catalá - Antonio Zorrilla	32.456	11	75 Carlos Brizido	1:55.941	1:56.573	11
12	33 S. Coutinho - Petiz	44.452	102 Lafont - Kohler	39.071	102 Lafont - Kohler	32.503	12	33 S. Coutinho - Petiz	1:55.947	1:56.765	12
13	102 Lafont - Kohler	45.467	33 S. Coutinho - Petiz	39.152	75 Carlos Brizido	33.044	13	102 Lafont - Kohler	1:57.041	1:57.078	13
14	366 Guillaume Huber	45.840	366 Guillaume Huber	39.680	366 Guillaume Huber	33.057	14	366 Guillaume Huber	1:58.577	1:59.698	14
15	337 dal Maso - Carvalhosa - dal Maso	45.911	337 dal Maso - Carvalhosa - dal Maso	39.962	337 dal Maso - Carvalhosa - dal Maso	33.541	15	337 dal Maso - Carvalhosa - dal Maso	1:59.414	1:59.970	15
16	174 Castro Ortega - Lanchares Alonso	46.295	153 Manuel Gonzalez de la Torre	40.643	174 Castro Ortega - Lanchares Alonso	33.547	16	174 Castro Ortega - Lanchares Alonso	2:00.819	2:01.345	16
17	28 P-A Forsvall	46.427	47 Diaz-Rincon - Santos	40.859	367 Ralf Huber	33.771	17	47 Diaz-Rincon - Santos	2:01.710	2:02.678	19
18	367 Ralf Huber	46.747	174 Castro Ortega - Lanchares Alonso	40.977	47 Diaz-Rincon - Santos	33.917	18	153 Manuel Gonzalez de la Torre	2:01.811	2:02.422	18
19	153 Manuel Gonzalez de la Torre	46.766	28 P-A Forsvall	41.109	165 Fabrice Bernollin	34.193	19	28 P-A Forsvall	2:01.920	2:02.234	17
20	55 Daniels - Palttala	46.880	367 Ralf Huber	41.573	28 P-A Forsvall	34.384	20	367 Ralf Huber	2:02.091	2:02.760	20
21	47 Diaz-Rincon - Santos	46.934	55 Daniels - Palttala	41.711	153 Manuel Gonzalez de la Torre	34.402	21	55 Daniels - Palttala	2:03.565	2:04.225	21
22	327 Nunes - dal Maso - Carvalhosa	47.156	1 Freitas - Velasco Baisse	41.961	34 M. Santos - A. Santos	34.488	22	34 M. Santos - A. Santos	2:04.130	2:04.819	22
23	1 Freitas - Velasco Baisse	47.435	34 M. Santos - A. Santos	42.103	1 Freitas - Velasco Baisse	34.767	23	1 Freitas - Velasco Baisse	2:04.163	2:04.829	23
24	34 M. Santos - A. Santos	47.539	327 Nunes - dal Maso - Carvalhosa	42.165	138 Beynat - Bouchon	34.937	24	327 Nunes - dal Maso - Carvalhosa	2:04.487	2:04.923	24
25	165 Fabrice Bernollin	47.598	216 Jorge Guimarães	42.634	55 Daniels - Palttala	34.974	25	165 Fabrice Bernollin	2:04.792	2:05.929	25
26	138 Beynat - Bouchon	48.021	138 Beynat - Bouchon	42.746	327 Nunes - dal Maso - Carvalhosa	35.166	26	138 Beynat - Bouchon	2:05.704	2:06.261	26
27	216 Jorge Guimarães	48.800	165 Fabrice Bernollin	43.001	67 Jerome Quiot	35.849	27	216 Jorge Guimarães	2:07.864	2:08.294	27
28	545 François Guerin	49.421	67 Jerome Quiot	43.291	545 François Guerin	36.134	28	67 Jerome Quiot	2:08.656	2:09.262	28
29	67 Jerome Quiot	49.516	545 François Guerin	43.912	216 Jorge Guimarães	36.430	29	545 François Guerin	2:09.467	2:09.734	29
30	23 Vincent Tourneur	49.632	23 Vincent Tourneur	44.403	221 Velez-Grilo - Velez-Grilo	36.996	30	23 Vincent Tourneur	2:11.484	2:12.433	31
31	221 Velez-Grilo - Velez-Grilo	50.079	221 Velez-Grilo - Velez-Grilo	44.419	23 Vincent Tourneur	37.449	31	221 Velez-Grilo - Velez-Grilo	2:11.494	2:12.122	30
32	158 Aubert - Bruzas	51.037	158 Aubert - Bruzas	45.441	158 Aubert - Bruzas	37.644	32	158 Aubert - Bruzas	2:14.122	2:14.667	32
33	82 Fabiano Vivacqua	54.213	82 Fabiano Vivacqua	48.772	82 Fabiano Vivacqua	39.952	33	82 Fabiano Vivacqua	2:22.937	2:23.766	33
34	107 Garcia Revenga - López Garcia -	56.929	107 Garcia Revenga - López Garcia -	50.768	107 Garcia Revenga - López Garcia -	41.083	34	107 Garcia Revenga - López Garcia -	2:28.780	2:30.085	34





Circuito de Madrid Jarama - RACE

Iberian Historic Endurance

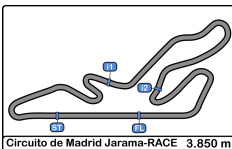
Race - 1

Secuencia Líder



Nº	Team	Driver - 1	Driver - 2	Vehicle	Cat	Start Lap	End Lap	Laps	Total Laps
5	Paulo Lima	Paulo Lima		Ford GT40	GTP & SC	1	13	13	13
269	Olivier Muytjens	Grégoire Audi	Olivier Muytjens	Shelby Cobra Daytona	H-1965	14	14	1	1
123	Bruno Santos	Bruno Santos		Porsche 911 3.0 RS	H-1976	15	16	2	2
5	Paulo Lima	Paulo Lima		Ford GT40	GTP & SC	17	24	8	21





Circuito de Madrid Jarama - RACE

Iberian Historic Endurance

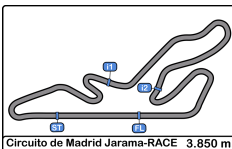
Race - 1

5 Mejores Tiempos



Cl	Nº	Team	Driver - 1	Driver - 2	Vehicle	Cat	Cl	Best 1		Best 2		Best 3		Best 4		Best 5	
								Time	Lap	Time	Lap	Time	Lap	Time	Lap	Time	Lap
1	5	Paulo Lima	Paulo Lima		Ford GT40	GTP & SC	1	1:49.987	18	1:50.281	23	1:50.293	2	1:50.729	17	1:50.828	21
2	123	Bruno Santos	Bruno Santos		Porsche 911 3.0 RS	H-1976	1	1:50.347	24	1:50.425	23	1:50.837	2	1:51.399	16	1:51.508	11
3	176	AECD	Eduardo Davila Vega		Porsche 911 3.0 RS	H-1976	2	1:51.318	13	1:52.007	12	1:52.273	15	1:52.496	2	1:52.596	4
4	44	Cláudio Vieira	Cláudio Vieira		Porsche 911 3.0 RS	H-1976	3	1:52.101	3	1:52.354	20	1:52.750	6	1:52.971	5	1:53.166	17
5	290	Miguel Lobo	Miguel Lobo		Shelby Cobra Daytona Coupé	INV *	1	1:52.581	3	1:52.756	2	1:53.055	18	1:53.174	17	1:53.292	6
6	269	Olivier Muytjens	<u>Grégoire Audi</u>	Olivier Muytjens	Shelby Cobra Daytona	H-1965	1	1:52.618	2	1:52.758	13	1:53.099	3	1:53.172	6	1:53.398	5
7	273	Laurent Jaspers	Laurent Jaspers		Jaguar E-Type 63	H-1965	2	1:53.142	24	1:54.525	14	1:54.750	19	1:54.813	17	1:54.834	6
8	83	Bruno Duarte	<u>Bruno Duarte</u>	Filipe Silva Jesus	Porsche 911 RS 3.0	H-1976	4	1:54.508	6	1:54.802	2	1:55.500	7	1:55.607	3	1:55.656	4
9	7	Clasicos Madrid	<u>José Rueda Ortiz</u>	Pablo Rueda Muñoz	Elva MK7	GTP & SC	2	1:54.903	2	1:57.570	5	1:58.348	4	1:59.570	13	2:00.050	12
10	132	AECD	<u>Juan Alonso Catalá</u>	Jose Antonio Zorrilla	Porsche 911 3.0 RS	H-1976	5	1:55.621	2	1:56.037	3	1:56.574	4	1:56.812	5	1:57.138	6
11	75	Carlos Brizido	Carlos Brizido		Porsche 911 3.0 RS	H-1976	6	1:56.573	3	1:57.400	5	1:57.443	4	1:57.490	20	1:57.668	14
12	33	Domingos S. Coutinho	Domingos S. Coutinho	Alcides Petiz	BMW 2800 CS	H-1971	1	1:56.765	4	1:56.849	6	1:56.985	2	1:57.285	3	1:57.389	5
13	102	Thierry Lafont	Thierry Lafont	Damien Kohler	AC Cobra 289	H-1965	3	1:57.078	23	1:57.740	17	1:57.955	19	1:58.887	16	1:59.379	18
14	366	Guillaume Huber	Guillaume Huber		Ford Mustang	H-1965	4	1:59.698	16	1:59.959	2	2:00.142	3	2:00.447	17	2:00.548	12
15	337	Piero dal Maso	<u>Piero dal Maso</u>	José Carvalhosa	Porsche 911 2.5 ST	H-1971	2	1:59.970	3	2:00.001	15	2:00.404	22	2:00.444	18	2:00.455	12
16	174	António Castro Ortega	<u>António Castro Ortega</u>	Angel Lanchares Alonso	Porsche 2.5 ST	H-1971	3	2:01.345	2	2:01.775	3	2:02.451	4	2:02.467	14	2:02.626	16
17	28	P-A Forsvall	P-A Forsvall		Lotus Elan	H-1965	5	2:02.234	16	2:02.419	13	2:03.176	15	2:03.392	12	2:03.650	23
18	153	AECD	Manuel Gonzalez de la Torre		Porsche 914/6	H-1971	4	2:02.422	16	2:03.303	15	2:04.328	19	2:04.545	2	2:04.618	3
19	47	Escuderia Madrid Historicos	<u>Roberto Diaz-Rincon</u>	Jorge Santos	Alfa Romeo 1750 GTAm	H-1971	5	2:02.678	22	2:02.947	13	2:03.185	18	2:03.290	15	2:03.507	4
20	367	Ralf Huber	Ralf Huber		Bizzarrini 5300 GT	H-1965	6	2:02.760	12	2:03.840	4	2:03.857	5	2:03.945	15	2:04.041	14
21	55	Paul Daniels	<u>Paul Daniels</u>	Markus Palttala	Porsche 911 2.8 RSR	H-1976	7	2:04.225	4	2:04.503	6	2:04.780	3	2:05.045	14	2:05.598	13
22	34	Carlos M. Santos	<u>Carlos M. Santos</u>	Carlos A. Santos	Ford Escort RS 2000	H-1976	8	2:04.819	3	2:05.092	2	2:05.253	5	2:06.341	4	2:07.878	6
23	1	AECD	<u>Francisco Freitas</u>	Guillermo Velasco Baisse	Porsche 356 SC	H-1965	7	2:04.829	3	2:04.865	2	2:06.309	4	2:11.851	9	2:15.563	13
24	327	Nuno Nunes	<u>Nuno Nunes</u>	Piero dal Maso	Porsche 911 SWB	GDS	1	2:04.923	13	2:05.011	14	2:05.143	4	2:05.407	3	2:05.588	2
25	165	Fabrice Bernollin	Fabrice Bernollin		Shelby Daytona Cobra 4700	H-1965	8	2:05.929	17	2:06.505	18	2:07.636	15	2:09.162	4	2:09.299	21
26	138	Sydney Beynat	<u>Sydney Beynat</u>	Alexandre Bouchon	Alfa Romeo GT Am	H-1971	6	2:06.261	15	2:07.776	21	2:07.855	13	2:08.188	17	2:08.412	20
27	216	Jorge Guimarães	Jorge Guimarães		Volvo 121	H-1971	7	2:08.294	2	2:08.612	12	2:08.633	11	2:08.635	4	2:08.735	3
28	67	Jerome Quiot	Jerome Quiot		Lotus Cortina	GDS	2	2:09.262	3	2:09.469	2	2:10.235	5	2:10.908	4	2:23.578	1
29	545	François Guerin	François Guerin		BMW 1600 ti	H-1971	8	2:09.734	2	2:10.059	5	2:10.085	4	2:10.913	6	2:11.174	3
30	221	Alberto Velez-Grilo	<u>Alberto Velez-Grilo</u>	Tomaz Velez-Grilo	BMW 1800 TISA	GDS	3	2:12.122	15	2:12.446	13	2:12.801	20	2:12.848	14	2:13.788	4
31	23	Vincent Tourneur	Vincent Tourneur		Porsche 911 SWB	GDS	4	2:12.433	4	2:12.539	13	2:12.587	2	2:12.759	18	2:13.090	3
32	158	Martin Aubert	<u>Martin Aubert</u>	Adam Bruzas	Lotus Elite	GDS	5	2:14.667	4	2:15.176	3	2:15.215	5	2:15.479	10	2:15.568	2
33	82	Fabiano Vivacqua	Fabiano Vivacqua		Porsche 356 B	H-1965	9	2:23.766	20	2:24.614	11	2:24.981	16	2:25.672	19	2:26.645	2
34	107	Luis Delso Heras	<u>Javier Garcia Revenga</u>	Roberto López Garcia	Alfa Romeo Giulietta	GDS	6	2:30.085	17	2:31.670	10	2:33.217	11	2:34.254	2	2:34.966	13





Circuito de Madrid Jarama - RACE

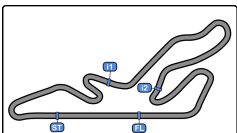
Iberian Historic Endurance

Race - 1

5 Mejores Velocidades



Cl	Nº	Team	Driver - 1	Driver - 2	Vehicle	Cat	Cl	Top 1		Top 2		Top 3		Top 4		Top 5		Avg
								Km/h	Lap	Km/h	Lap	Km/h	Lap	Km/h	Lap	Km/h	Lap	
1	123	Bruno Santos	Bruno Santos		Porsche 911 3.0 RS	H-1976	1	220.8	2	215.5	18	209.3	7	208.0	4	208.0	24	212.3
2	44	Cláudio Vieira	Cláudio Vieira		Porsche 911 3.0 RS	H-1976	2	210.9	3	206.1	16	204.5	4	201.4	2	201.4	13	204.9
3	290	Miguel Lobo	Miguel Lobo		Shelby Cobra Daytona Coupé	INV *	1	210.1	2	203.0	16	200.7	14	200.3	5	197.4	21	202.3
4	83	Bruno Duarte	Bruno Duarte	Filipe Silva Jesus	Porsche 911 RS 3.0	H-1976	3	209.7	6	198.1	2	198.1	3	197.4	15	197.0	14	200.1
5	132	AECD	Juan Alonso Catalá	Jose Antonio Zorrilla	Porsche 911 3.0 RS	H-1976	4	207.6	2	203.0	3	199.6	13	198.8	18	198.1	19	201.4
6	176	AECD	Eduardo Davila Vega		Porsche 911 3.0 RS	H-1976	5	206.1	2	200.3	19	199.6	17	198.5	1	194.2	4	199.7
7	269	Olivier Muytjens	Grégoire Audi	Olivier Muytjens	Shelby Cobra Daytona	H-1965	1	204.9	24	198.5	4	197.4	13	195.2	16	194.9	11	198.2
8	75	Carlos Brizido	Carlos Brizido		Porsche 911 3.0 RS	H-1976	6	202.6	2	201.4	15	200.7	3	200.3	6	197.4	20	200.5
9	273	Laurent Jaspers	Laurent Jaspers		Jaguar E-Type 63	H-1965	2	200.7	3	200.3	2	199.2	21	198.8	6	198.5	14	199.5
10	337	Piero dal Maso	Piero dal Maso	José Carvalhosa	Porsche 911 2.5 ST	H-1971	1	200.0	3	196.7	4	191.8	14	191.8	18	191.4	7	194.3
11	5	Paulo Lima	Paulo Lima		Ford GT40	GTP & SC	1	199.6	18	195.6	1	194.5	2	188.8	21	188.4	3	193.4
12	366	Guillaume Huber	Guillaume Huber		Ford Mustang	H-1965	3	197.0	4	196.7	5	189.8	18	187.1	17	184.9	3	191.1
13	33	Domingos S. Coutinho	Domingos S. Coutinho	Alcides Petiz	BMW 2800 CS	H-1971	2	193.5	2	183.6	4	180.0	6	179.4	5	176.1	7	182.5
14	174	António Castro Ortega	António Castro Ortega	Angel Lanchares Alonso	Porsche 2.5 ST	H-1971	3	190.8	22	189.1	3	185.5	14	183.6	16	180.0	21	185.8
15	7	Clasicos Madrid	José Rueda Ortiz	Pablo Rueda Muñoz	Elva MK7	GTP & SC	2	190.1	5	186.8	2	183.6	6	180.9	4	177.9	16	183.8
16	327	Nuno Nunes	Nuno Nunes	Piero dal Maso	Porsche 911 SWB	GDS	1	188.1	2	188.1	3	187.5	15	186.8	4	185.8	18	187.3
17	23	Vincent Tourneur	Vincent Tourneur		Porsche 911 SWB	GDS	2	186.2	18	184.6	13	184.3	16	181.5	5	180.6	17	183.4
18	47	Escuderia Madrid Historicos	Roberto Diaz-Rincon	Jorge Santos	Alfa Romeo 1750 GTAm	H-1971	4	186.2	18	185.5	19	181.2	9	180.6	5	180.0	15	182.7
19	1	AECD	Francisco Freitas	Guillermo Velasco Baisse	Porsche 356 SC	H-1965	4	184.6	4	182.7	3	182.1	2	175.0	19	169.0	9	178.7
20	55	Paul Daniels	Paul Daniels	Markus Palttala	Porsche 911 2.8 RSR	H-1976	7	184.3	5	183.9	17	180.0	7	179.4	12	178.2	3	181.1
21	216	Jorge Guimarães	Jorge Guimarães		Volvo 121	H-1971	5	181.5	5	181.2	15	180.0	4	178.5	2	178.2	6	179.8
22	28	P-A Forsvall	P-A Forsvall		Lotus Elan	H-1965	5	180.0	5	175.6	16	175.3	6	173.6	4	173.0	12	175.5
23	34	Carlos M. Santos	Carlos M. Santos	Carlos A. Santos	Ford Escort RS 2000	H-1976	8	179.7	7	178.5	2	174.7	5	173.9	6	170.3	3	175.4
24	102	Thierry Lafont	Thierry Lafont	Damien Kohler	AC Cobra 289	H-1965	6	177.6	5	176.1	23	175.8	9	174.7	20	173.6	6	175.6
25	138	Sydney Beynat	Sydney Beynat	Alexandre Bouchon	Alfa Romeo GT Am	H-1971	6	176.4	16	173.3	15	167.1	14	167.1	21	165.3	20	169.9
26	165	Fabrice Bernollin	Fabrice Bernollin		Shelby Daytona Cobra 4700	H-1965	7	174.4	21	171.9	5	169.8	14	168.4	6	168.4	15	170.6
27	153	AECD	Manuel Gonzalez de la Torre		Porsche 914/6	H-1971	7	174.1	16	173.6	6	173.6	15	172.5	18	171.1	20	173.0
28	545	François Guerin	François Guerin		BMW 1600 ti	H-1971	8	173.3	6	173.0	4	172.5	5	168.7	2	167.1	3	170.9
29	221	Alberto Velez-Grilo	Alberto Velez-Grilo	Tomaz Velez-Grilo	BMW 1800 TiSA	GDS	3	173.0	4	169.2	5	166.1	3	165.3	6	164.6	20	167.7
30	367	Ralf Huber	Ralf Huber		Bizzarrini 5300 GT	H-1965	8	171.7	4	166.6	16	165.8	5	164.8	17	164.6	13	166.7
31	158	Martin Aubert	Martin Aubert	Adam Bruzas	Lotus Elite	GDS	4	171.1	3	168.2	4	168.2	5	163.1	2	162.8	10	166.7
32	67	Jerome Quiot	Jerome Quiot		Lotus Cortina	GDS	5	170.3	6	167.9	2	164.8	5	164.3	3	161.9	4	165.8
33	82	Fabiano Vivacqua	Fabiano Vivacqua		Porsche 356 B	H-1965	9	162.4	11	161.6	17	161.6	20	159.7	14	158.1	4	160.7
34	107	Luis Delso Heras	Javier Garcia Revenga	Roberto López Garcia	Alfa Romeo Giulietta	GDS	6	146.5	3	141.5	4	140.6	1	140.0	2	137.4	7	141.2



Circuito de Madrid Jarama-RACE 3.850 m.

Circuito de Madrid Jarama - RACE

Iberian Historic Endurance

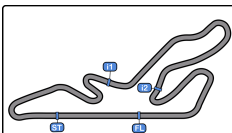
Race - 1

Secuencia Vueltas Rápidas



Lap	Day Time	Session Time	Nº Team	Driver - 1	Driver - 2	Vehicle	Cat	Time	Km/h
2	18:16:52.035	3:44.035	5 Paulo Lima	Paulo Lima		Ford GT40	GTP & S	1:50.293	125.6
18	18:51:06.529	37:58.529	5 Paulo Lima	Paulo Lima		Ford GT40	GTP & S	1:49.987	126.0



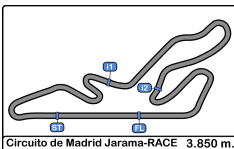


Circuito de Madrid Jarama - RACE
Iberian Historic Endurance
Race - 1
Mejor Máxima Velocidad del Evento



Nº	Team	Driver - 1	Driver - 2	Vehicle	Cat	Km/h	Session
123	Bruno Santos	Bruno Santos		Porsche 911 3.0 RS	H-1976	221.7	Qualifying
176	AECD	Eduardo Davila Vega		Porsche 911 3.0 RS	H-1976	219.9	Qualifying
269	Olivier Muytjens	Grégoire Audi	Olivier Muytjens	Shelby Cobra Daytona	H-1965	217.3	Qualifying
44	Cláudio Vieira	Cláudio Vieira		Porsche 911 3.0 RS	H-1976	210.9	Race - 1
290	Miguel Lobo	Miguel Lobo		Shelby Cobra Daytona Coupé	INV *	210.1	Race - 1
273	Laurent Jaspers	Laurent Jaspers		Jaguar E-Type 63	H-1965	209.7	Qualifying
83	Bruno Duarte	Bruno Duarte	Filipe Silva Jesus	Porsche 911 RS 3.0	H-1976	209.7	Race - 1
132	AECD	Juan Alonso Catalá	Jose Antonio Zorrilla	Porsche 911 3.0 RS	H-1976	207.6	Race - 1
366	Guillaume Huber	Guillaume Huber		Ford Mustang	H-1965	203.7	Test Colectivo
5	Paulo Lima	Paulo Lima		Ford GT40	GTP & SC	203.7	Qualifying
75	Carlos Brizido	Carlos Brizido		Porsche 911 3.0 RS	H-1976	203.7	Qualifying
337	Piero dal Maso	Piero dal Maso	José Carvalhosa	Porsche 911 2.5 ST	H-1971	200.0	Race - 1
102	Thierry Lafont	Thierry Lafont	Damien Kohler	AC Cobra 289	H-1965	197.4	Test Colectivo
146	Xavier Rascagneres	Xavier Rascagneres	Jérôme Peyrat	Lotus 23B	GTP & SC	196.0	Test Colectivo
33	Domingos S. Coutinho	Domingos S. Coutinho	Alcides Petiz	BMW 2800 CS	H-1971	193.5	Race - 1
10	Max Huber	Max Huber		Shelby Cobra	H-1965	192.8	Qualifying
174	António Castro Ortega	António Castro Ortega	Angel Lanchares Alonso	Porsche 2.5 ST	H-1971	190.8	Race - 1
7	Clasicos Madrid	José Rueda Ortiz	Pablo Rueda Muñoz	Elva MK7	GTP & SC	190.1	Race - 1
28	P-A Forsvall	P-A Forsvall		Lotus Elan	H-1965	188.1	Test Colectivo
327	Nuno Nunes	Nuno Nunes	Piero dal Maso	Porsche 911 SWB	GDS	188.1	Race - 1
23	Vincent Tourneur	Vincent Tourneur		Porsche 911 SWB	GDS	187.8	Qualifying
47	Escuderia Madrid Historicos	Roberto Diaz-Rincon	Jorge Santos	Alfa Romeo 1750 GTAm	H-1971	186.2	Race - 1
153	AECD	Manuel Gonzalez de la Torre		Porsche 914/6	H-1971	185.8	Qualifying
55	Paul Daniels	Paul Daniels	Markus Palttala	Porsche 911 2.8 RSR	H-1976	185.5	Test Colectivo
1	AECD	Francisco Freitas	Guillermo Velasco Baisse	Porsche 356 SC	H-1965	184.6	Race - 1
216	Jorge Guimarães	Jorge Guimarães		Volvo 121	H-1971	181.5	Race - 1
34	Carlos M. Santos	Carlos M. Santos	Carlos A. Santos	Ford Escort RS 2000	H-1976	180.3	Qualifying
67	Jerome Quiot	Jerome Quiot		Lotus Cortina	GDS	180.0	Qualifying
367	Ralf Huber	Ralf Huber		Bizzarrini 5300 GT	H-1965	177.3	Test Colectivo
138	Sydney Beynat	Sydney Beynat	Alexandre Bouchon	Alfa Romeo GT Am	H-1971	176.4	Race - 1
165	Fabrice Bernollin	Fabrice Bernollin		Shelby Daytona Cobra 4700	H-1965	174.4	Race - 1
545	François Guerin	François Guerin		BMW 1600 ti	H-1971	174.1	Qualifying
16	Damien Kohler	Damien Kohler		Lotus Elan	H-1965	173.9	Qualifying
158	Martin Aubert	Martin Aubert	Adam Bruzas	Lotus Elite	GDS	173.9	Qualifying
221	Alberto Velez-Grilo	Alberto Velez-Grilo	Tomaz Velez-Grilo	BMW 1800 TISA	GDS	173.3	Test Colectivo
157	Escuderia Clasicos Alcalá	Alfonso García Casares	Ildefonso García Lopez	Porsche 911 S/T	H-1971	171.7	Test Colectivo
51	Jorge Santos	Jorge Santos	Alcides Petiz	Alfa Romeo GTAm	H-1971	169.2	Test Colectivo
82	Fabiano Vivacqua	Fabiano Vivacqua		Porsche 356 B	H-1965	162.4	Race - 1





Circuito de Madrid Jarama - RACE

Iberian Historic Endurance

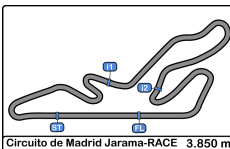
Race - 1

Mejor Máxima Velocidad del Evento



<u>Nº</u>	<u>Team</u>	<u>Driver - 1</u>	<u>Driver - 2</u>	<u>Vehicle</u>	<u>Cat</u>	<u>Km/h</u>	<u>Session</u>
107	Luis Delso Heras	Javier Garcia Revenga	Roberto López Garcia	Alfa Romeo Giulietta	GDS	146.5	Race - 1





Circuito de Madrid Jarama - RACE

Iberian Historic Endurance

Race - 1

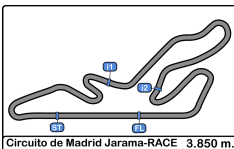
Cuentavueltas



LAP

Nr	Po	Grid	1	2	3	4	5	6	7	8	9	10	11	12	13	14	15	16	17	18	19	20	21	22	23	24
5	1	5	5	5	5	5	5	5	5	5	5	5	5	5	5	269	123	123	5	5	5	5	5	5	5	5
123	2	123	123	123	123	123	123	123	123	123	123	123	123	123	123	290	5	5	123	123	123	123	123	123	123	123
176	3	176	176	176	176	176	176	176	176	176	176	269	269	269	269	123	176	176	176	176	176	176	44	176	176	176
290	4	290	269	269	269	269	269	269	269	269	269	290	44	44	290	5	290	290	290	290	290	290	290	44	44	44
269	5	269	290	290	290	290	290	290	290	290	290	44	290	290	44	176	44	44	44	44	44	44	176	290	290	290
273	6	273	273	273	44	44	44	44	44	44	44	176	75	75	176	44	269	269	269	269	269	269	269	269	269	273
10	7	10	83	83	273	83	83	83	83	83	83	83	153	176	83	83	273	273	273	273	273	273	273	273	273	269
44	8	44	44	44	83	273	273	273	273	132	132	75	327	83	273	273	83	83	83	83	83	83	83	83	83	83
83	9	83	75	132	132	132	132	132	132	273	33	153	176	273	75	75	75	75	75	75	75	75	75	75	75	75
75	10	75	132	75	75	75	75	33	33	33	75	132	83	337	337	337	337	337	337	337	337	337	337	337	337	337
132	11	132	33	33	33	33	33	75	75	75	366	33	273	153	153	153	366	366	153	153	153	28	28	28	28	28
7	12	7	7	7	7	7	7	366	366	366	337	366	337	28	28	28	366	153	153	28	28	28	153	366	366	366
33	13	33	366	366	366	366	366	337	337	337	174	337	28	366	366	366	28	28	28	366	366	366	366	367	367	367
366	14	366	337	337	337	337	337	174	174	174	273	174	366	327	327	327	327	327	327	327	327	327	327	327	327	327
337	15	337	174	174	174	174	102	102	102	102	273	132	102	102	367	367	367	367	367	367	367	367	367	132	47	47
174	16	174	102	102	102	102	102	153	153	153	153	102	102	367	367	132	132	132	132	132	132	132	132	47	132	132
102	17	102	153	153	153	153	153	47	47	47	47	47	174	132	132	33	47	47	47	47	47	47	47	102	102	102
367	18	367	28	28	28	28	28	28	28	28	327	367	33	33	102	33	102	102	102	102	102	102	102	153	153	153
28	19	28	1	1	1	47	47	367	367	367	367	28	33	47	47	47	102	216	55	174	174	174	174	174	174	174
34	20	34	34	34	34	1	34	34	55	55	55	367	47	216	216	216	216	55	174	55	55	55	55	55	55	55
47	21	47	47	47	47	34	367	327	327	327	327	55	158	55	55	55	55	174	216	216	216	165	165	165	165	165
1	22	1	327	327	327	327	327	55	34	34	34	545	216	34	174	174	174	34	34	165	165	216	34	34	34	34
55	23	55	367	367	367	367	55	216	216	216	545	158	34	174	34	34	34	23	165	34	34	34	23	23	23	23
153	24	153	55	55	55	55	1	545	545	545	216	165	55	23	23	23	23	165	23	23	23	23	23	138	138	138
327	25	327	216	216	216	216	216	165	165	165	165	216	23	165	165	165	165	221	221	221	221	221	221	221	221	221
146	26	146	545	67	67	67	67	23	23	23	158	34	165	221	221	221	221	138	138	138	138	138	138	158	158	158
216	27	216	67	545	545	545	545	221	221	221	23	23	221	158	158	158	158	158	158	158	158	158	158	158	158	158
545	28	545	221	165	165	165	165	158	158	158	221	82	82	82	82	138	138	138	1	1	1	1	1	1	1	1
138	29	138	165	221	23	23	23	23	67	82	82	82	221	138	138	1	1	82	82	82	82	82	82	82	82	82





Circuito de Madrid Jarama - RACE

Iberian Historic Endurance

Race - 1

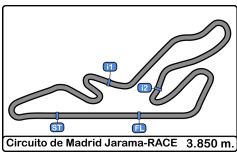
Cuentavueeltas



LAP

Nr	Po	Grid	1	2	3	4	5	6	7	8	9	10	11	12	13	14	15	16	17	18	19	20	21	22	23	24
67	30	67	23	23	221	221	221	82	138	138	138	138	1	1	82	82	82	107	107							
165	31	165	158	158	158	158	158	138	1	1	1	1	7	7	7	7	7									
221	32	221	138	138	138	82	82	1	7	7	7	7	107	107	107	107	107									
23	33	23	82	82	82	138	138	7	107	107	107	107														
158	34	158	107	107	107	107	107	107																		
82	35	82																								
107	36	107																								



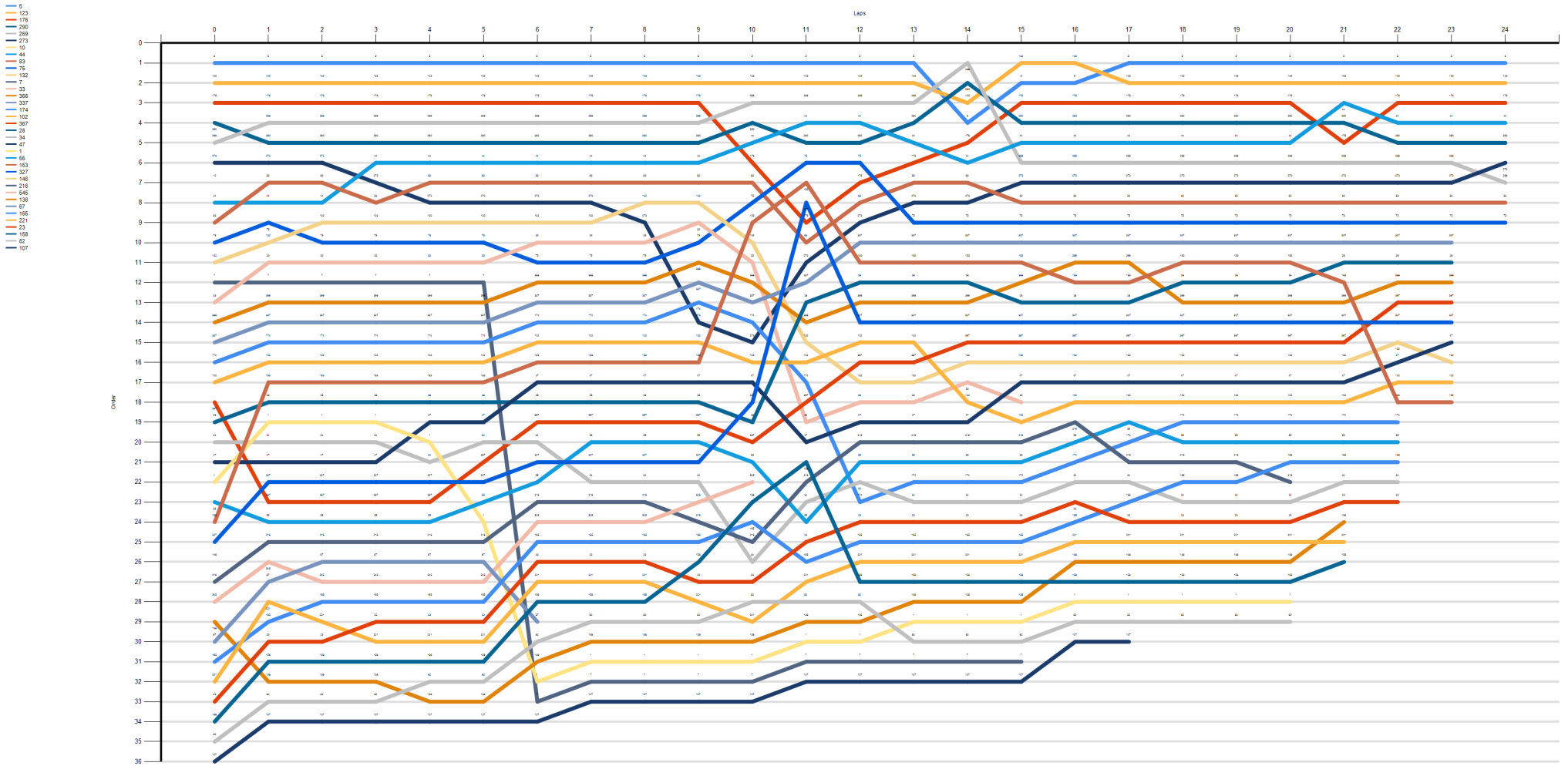


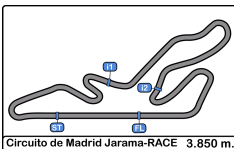
Circuito de Madrid Jarama - RACE

Iberian Historic Endurance

Race - 1

Cuentavueltas Gráfico





Circuito de Madrid Jarama - RACE

Iberian Historic Endurance

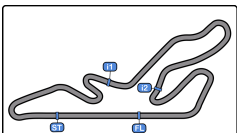
Race - 1

Tiempos Parada en Pit



Ord	Nr.	In Day Time	Team	Driver - 1	Driver - 2	Vehicle	Cat	In Time	Stop Nº	Pit Time	Handicap	Diff.
1	34	18:34:08.663	Carlos M. Santos	<u>Carlos M. Santos</u>	Carlos A. Santos	Ford Escort RS 2000	H-197	21:01.079	1	1:44.729	1:24	
2	216	18:34:16.079	Jorge Guimarães	Jorge Guimarães		Volvo 121	H-197	21:08.495	1	1:38.166	1:29	
3	176	18:34:45.687	AECD	Eduardo Davila Vega		Porsche 911 3.0 RS	H-197	21:38.103	1	1:36.426	1:29	
4	83	18:34:51.047	Bruno Duarte	<u>Bruno Duarte</u>	Filipe Silva Jesus	Porsche 911 RS 3.0	H-197	21:43.463	1	1:26.772	1:24	
5	23	18:34:55.047	Vincent Tourneur	Vincent Tourneur		Porsche 911 SWB	GDS	21:47.463	1	1:28.447	1:29	-0.553
6	221	18:34:56.209	Alberto Velez-Grilo	<u>Alberto Velez-Grilo</u>	Tomaz Velez-Grilo	BMW 1800 TiSA	GDS	21:48.625	1	2:00.815	1:24	
7	132	18:34:57.812	AECD	<u>Juan Alonso Catalá</u>	Jose Antonio Zorrilla	Porsche 911 3.0 RS	H-197	21:50.228	1	1:57.738	1:24	
8	33	18:34:58.936	Domingos S. Coutinho	Domingos S. Coutinho	Alcides Petiz	BMW 2800 CS	H-197	21:51.352	1	2:17.040	1:24	
9	366	18:35:00.845	Guillaume Huber	Guillaume Huber		Ford Mustang	H-196	21:53.261	1	1:35.571	1:29	
10	337	18:35:02.452	Piero dal Maso	<u>Piero dal Maso</u>	José Carvalhosa	Porsche 911 2.5 ST	H-197	21:54.868	1	1:35.232	1:24	
11	174	18:35:03.480	António Castro Ortega	<u>António Castro Ortega</u>	Angel Lanchares Alonso	Porsche 2.5 ST	H-197	21:55.896	1	1:35.331	1:24	
12	273	18:35:04.568	Laurent Jaspers	Laurent Jaspers		Jaguar E-Type 63	H-196	21:56.984	2	1:29.526	1:29	
13	102	18:35:06.147	Thierry Lafont	Thierry Lafont	Damien Kohler	AC Cobra 289	H-196	21:58.563	1	1:53.333	1:29	
14	47	18:35:07.274	Escuderia Madrid Historicos	<u>Roberto Diaz-Rincon</u>	Jorge Santos	Alfa Romeo 1750 GTAm	H-197	21:59.690	1	2:10.273	1:24	
15	28	18:35:10.235	P-A Forsvall	P-A Forsvall		Lotus Elan	H-196	22:02.651	1	1:32.431	1:29	
16	367	18:35:14.901	Ralf Huber	Ralf Huber		Bizzarrini 5300 GT	H-196	22:07.317	1	1:45.899	1:29	
17	55	18:35:17.329	Paul Daniels	<u>Paul Daniels</u>	Markus Palttala	Porsche 911 2.8 RSR	H-197	22:09.745	1	3:08.902	1:24	
18	1	18:36:59.453	AECD	<u>Francisco Freitas</u>	Guillermo Velasco Baisse	Porsche 356 SC	H-196	23:51.869	2	1:57.682	1:24	
19	165	18:37:08.550	Fabrice Bernollin	Fabrice Bernollin		Shelby Daytona Cobra 4700	H-196	24:00.966	1	2:00.513	1:29	
20	7	18:37:10.387	Clasicos Madrid	<u>José Rueda Ortiz</u>	Pablo Rueda Muñoz	Elva MK7	GTP	24:02.803	1	2:26.738	1:24	
21	153	18:37:12.170	AECD	Manuel Gonzalez de la Torre		Porsche 914/6	H-197	24:04.586	1	1:28.820	1:29	-0.180
22	327	18:37:21.867	Nuno Nunes	<u>Nuno Nunes</u>	Piero dal Maso	Porsche 911 SWB	GDS	24:14.283	1	1:31.558	1:24	
23	174	18:38:59.391	António Castro Ortega	<u>António Castro Ortega</u>	Angel Lanchares Alonso	Porsche 2.5 ST	H-197	25:51.807	2	1:52.536	1:24	
24	75	18:39:03.116	Carlos Brizado	Carlos Brizado		Porsche 911 3.0 RS	H-197	25:55.532	1	1:36.826	1:29	
25	138	18:39:16.560	Sydney Beynat	<u>Sydney Beynat</u>	Alexandre Bouchon	Alfa Romeo GT Am	H-197	26:08.976	1	1:24.860	1:24	
26	158	18:39:31.351	Martin Aubert	<u>Martin Aubert</u>	Adam Bruzas	Lotus Elite	GDS	26:23.767	1	1:53.347	1:24	
27	107	18:39:38.570	Luis Delso Heras	<u>Javier Garcia Revenga</u>	Roberto López Garcia	Alfa Romeo Giulietta	GDS	26:30.986	2	2:04.318	1:24	
28	5	18:40:17.914	Paulo Lima	Paulo Lima		Ford GT40	GTP	27:10.330	1	1:33.270	1:29	
29	123	18:40:19.457	Bruno Santos	Bruno Santos		Porsche 911 3.0 RS	H-197	27:11.873	1	1:30.975	1:29	
30	44	18:40:31.560	Cláudio Vieira	Cláudio Vieira		Porsche 911 3.0 RS	H-197	27:23.976	1	1:33.735	1:29	
31	269	18:42:22.894	Olivier Muytjens	<u>Grégoire Audi</u>	Olivier Muytjens	Shelby Cobra Daytona	H-196	29:15.310	1	1:38.285	1:24	
32	290	18:42:26.130	Miguel Lobo	Miguel Lobo		Shelby Cobra Daytona Coupé	INV *	29:18.546	1	1:34.018	1:29	
33	82	18:44:10.739	Fabiano Vivacqua	Fabiano Vivacqua		Porsche 356 B	H-196	31:03.155	1	2:04.629	1:29	
34	102	18:45:20.459	Thierry Lafont	Thierry Lafont	Damien Kohler	AC Cobra 289	H-196	32:12.875	2	56.871	1:29	-32.129
35	7	18:51:45.837	Clasicos Madrid	<u>José Rueda Ortiz</u>	Pablo Rueda Muñoz	Elva MK7	GTP	38:38.253	2	49.558	1:24	-34.442
36	216	18:55:44.954	Jorge Guimarães	Jorge Guimarães		Volvo 121	H-197	42:37.370	2	33.962	1:29	-55.038





Circuito de Madrid Jarama-RACE 3.850 m.

Circuito de Madrid Jarama - RACE

Iberian Historic Endurance

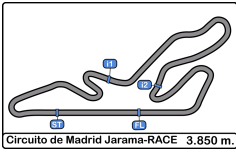
Race - 1

Tiempos Parada en Pit



Ord	Nr.	In Day Time	Team	Driver - 1	Driver - 2	Vehicle	Cat	In Time	Stop N°	Pit Time	Handicap	Diff.
37	153	19:00:23.423	AECD	Manuel Gonzalez de la Torre		Porsche 914/6	H-197	47:15.839	2	38.497	1:29	-50.503

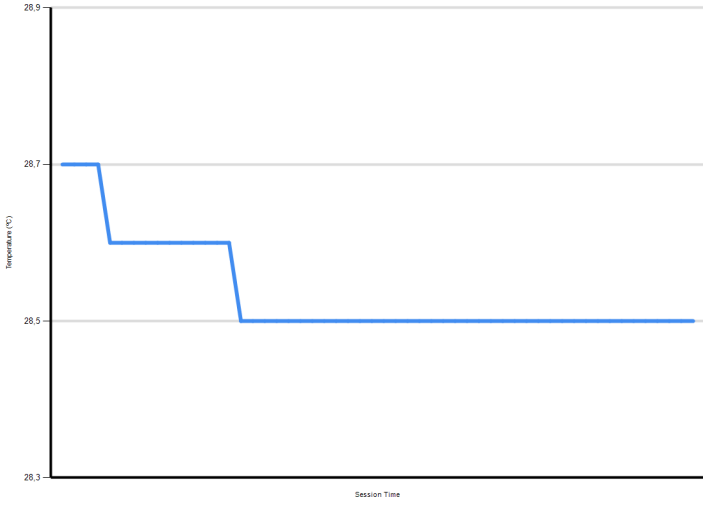




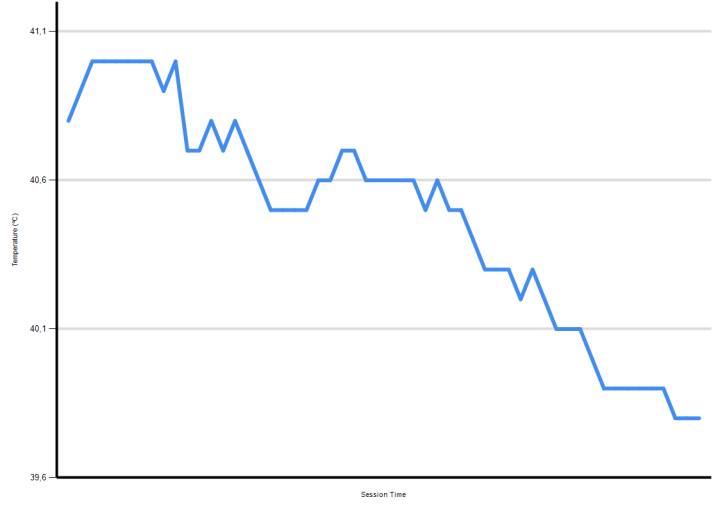
Circuito de Madrid Jarama - RACE
Iberian Historic Endurance
Race - 1
Informe Meteorológico



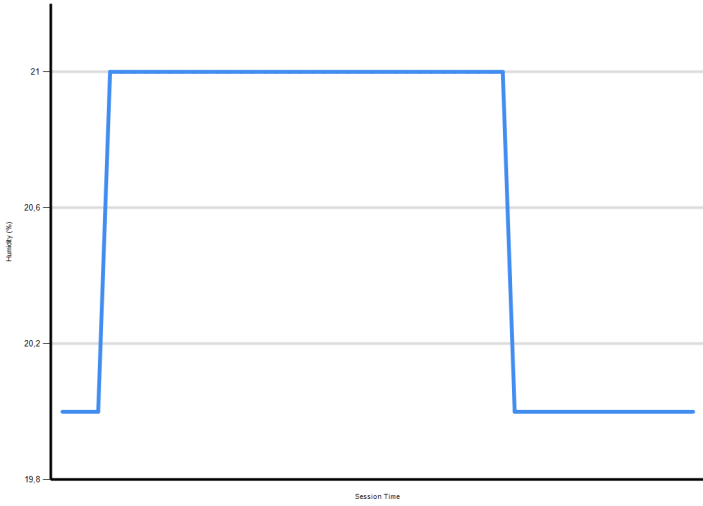
Air Temperature




Track Temperature



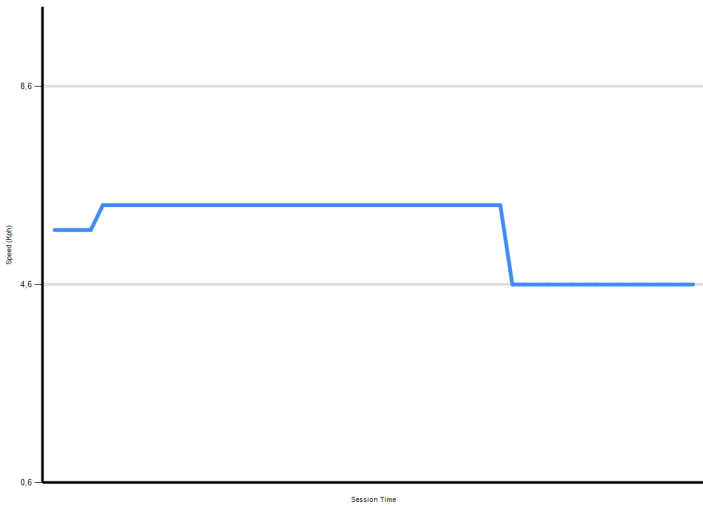
Humidity



Pressure



Wind Speed



Wind direction

