

HISTORIC ENDURANCE QUALIFYING PRACTICE AMENDED OFFICIAL RESULTS

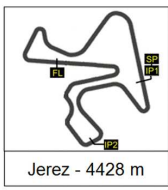
CONDICIONES ATMOSFERICAS: **Soleado**

ESTADO DE LA PISTA: **Seca**

Ord. #	Piloto	Licencia	Club	Marca	NV	VR	Tiempo	Gap	Intv	VMax	
1	176	h76	Eduardo DAVILA	VDC Competición	Porsche	9	9	2:05.892	----	----	200,4
2	19	gtp	PUIG-NOGAREDA	Skualo Competicion	Ford	13	2	2:06.115	0.223	0.223	206,1
3	5	gtp	Paulo LIMA	RP Motorsport	Ford	12	9	2:06.156	0.264	0.041	212,2
4	123	h76	Bruno SANTOS	Aurora Motorsport	Porsche	12	8	2:06.439	0.547	0.283	200,4
5	194	gtp	MACEDO-MACEDO	Gelcoe Motorsport	Ford	14	11	2:06.836	0.944	0.397	203,4
6	60	h76	Pedro BASTOS	Aurora Motorsport	Porsche	12	10	2:07.590	1.698	0.754	188,5
7	290		Miguel LOBO	Antunes Motorsport	Shelby	8	5	2:08.519	2.627	0.929	189,8
8	10	h65	Max HUBER	Calvin Motors	Shelby	9	5	2:08.613	2.721	0.094	199,6
9	44	h76	Cláudio VIEIRA	Aurora Motorsport	Porsche	14	11	2:08.929	3.037	0.316	195,3
10	84	h76	BRION-LOPEZ	BS Motorsport	Porsche	12	2	2:09.589	3.697	0.660	185,6
11	83	h76	DUARTE-SILVA	Lisbon Sports & Classic Cars	Porsche	3	3	2:11.010	5.118	1.421	191,5
12	273	h65	Laurent JASPERS	JAC Motors Team	Jaguar	6	4	2:12.209	6.317	1.199	188,8
13	14	gtp	MIRA-AFOITO	Centro Clássico	Lotus	12	3	2:12.929	7.037	0.720	170,3
14	27	h65	Carlos BARBOT	Foguete Racing	Lotus	11	10	2:13.989	8.097	1.060	184,6
15	64	h71	RUEDA-RUEDA	Eficar Team	Ford	4	2	2:15.305	9.413	1.316	177,0
16	132	h76	ALONSO-ZORRILLA	Eficar Team	Porsche	12	4	2:15.685	9.793	0.380	178,2
17	20	h71	CERVEIRA-DIAS	RP Motorsport/Squadra	Alfa Romeo	13	3	2:16.235	10.343	0.550	172,0
18	75	h76	BRIZIDO-PINA	Dr. Bayard / MRauto	Porsche	12	9	2:16.477	10.585	0.242	183,4
19	337	h71	DAL MASO-CARVALHOSA	Garagem João Gomes	Porsche	13	8	2:17.112	11.220	0.635	176,8
20	255	h65	Carlos A OLIVEIRA	Foguete Racing	Lotus	12	10	2:17.634	11.742	0.522	184,9
21	166		Ralf HUBER	Calvin Motors	Chevrolet	7	7	2:17.714	11.822	0.080	190,5
22	73	h71	BETHENCOURT-PINTO	Aurora Motorsport	Chevrolet	9	9	2:18.470	12.578	0.756	189,1
23	525		POÇAS-SANTOS	Aurora Motorsport	Porsche	11	10	2:18.496	12.604	0.026	170,3
24	366	h65	Guillaume HUBER	Calvin Motors	Ford	11	3	2:19.022	13.130	0.526	184,0
25	65	h76	SANCHEZ-SANCHEZ	Aurora Motorsport	Porsche	11	10	2:19.433	13.541	0.411	166,9
26	55	h76	Paul DANIELS	JWA Racing	Porsche	12	4	2:19.651	13.759	0.218	182,7
27	174	h71	CASTRO-LANCHARES	Aurora Motorsport	Porsche	4	4	2:21.376	15.484	1.725	171,2
28	28	h65	P-A FORSVALL	Curated Garage	Lotus	13	11	2:21.548	15.656	0.172	170,3
29	92	gds	Michel MORA	Garagem João Gomes	Porsche	11	8	2:22.644	16.752	1.096	164,6
30	1	h65	VELASCO-FREITAS	Curated Garage	Porsche	8	3	2:22.742	16.850	0.098	158,8
31	327	gds	NUNES-CARVALHOSA	Garagem João Gomes	Porsche	11	10	2:22.815	16.923	0.073	164,4
32	154	h71	Albert PECANINS	Skualo Competicion	Porsche	12	9	2:23.569	17.677	0.754	165,1
33	153	h71	Manuel DE LA TORRE	Eficar Team	Porsche	8	4	2:23.955	18.063	0.386	172,8
34	167	gds	NEVES-ANTUNES	Trisport Race	Datsun	9	9	2:24.538	18.646	0.583	159,8
35	50	gds	BEVILACQUA-MAGALHÃES	Veiga Motorsport	Alfa Romeo	10	4	2:26.822	20.930	2.284	157,0
36	221	gds	Alberto VELEZ	Garagem João Gomes	BMW	8	4	2:27.760	21.868	0.938	159,3
37	103	gds	Luis SOUSA	RP Motorsport	Ford	7	6	2:30.242	24.350	2.482	161,4
38	545	h71	François GUERIN	RP Motorsport	BMW	8	8	2:30.676	24.784	0.434	154,3
39	23	gds	Vincent TOURNEUR	Vincent Tourneur	Porsche	12	10	2:31.045	25.153	0.369	156,7

Circuito de Jerez, 25 DE MAYO DE 2024

THE STEWARDS	RACE DIRECTOR	CHIEF TIMING OFFICER
Hora:	Hora:	RESULTADOS PUBLICADOS A LAS 14:49 HORAS



HISTORIC ENDURANCE QUALIFYING PRACTICE PROVISSIONAL RESULTS

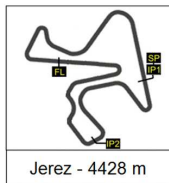
CONDICIONES ATMOSFERICAS: **Soleado**

ESTADO DE LA PISTA: **Seca**

Ord.	#	Piloto	Licencia	Club	Marca	NV	VR	Tiempo	Gap	Intv	VMax
1	176	h76	Eduardo DAVILA	VDC Competición	Porsche	9	9	2:05.892	----	----	200,4
2	19	gtp	PUIG-NOGAREDA	Skualo Competicion	Ford	13	2	2:06.115	0.223	0.223	206,1
3	5	gtp	Paulo LIMA	RP Motorsport	Ford	12	9	2:06.156	0.264	0.041	212,2
4	123	h76	Bruno SANTOS	Aurora Motorsport	Porsche	12	8	2:06.439	0.547	0.283	200,4
5	194	gtp	MACEDO-MACEDO	Gelcoe Motorsport	Ford	14	11	2:06.836	0.944	0.397	203,4
6	60	h76	Pedro BASTOS	Aurora Motorsport	Porsche	12	10	2:07.590	1.698	0.754	188,5
7	290		Miguel LOBO	Antunes Motorsport	Shelby	8	5	2:08.519	2.627	0.929	189,8
8	10	h65	Max HUBER	Calvin Motors	Shelby	9	5	2:08.613	2.721	0.094	199,6
9	44	h76	Cláudio VIEIRA	Aurora Motorsport	Porsche	14	11	2:08.929	3.037	0.316	195,3
10	84	h76	BRION-LOPEZ	BS Motorsport	Porsche	12	2	2:09.589	3.697	0.660	185,6
11	83	h76	DUARTE-SILVA	Lisbon Sports & Classic Cars	Porsche	3	3	2:11.010	5.118	1.421	191,5
12	273	h65	Laurent JASPERS	JAC Motors Team	Jaguar	6	4	2:12.209	6.317	1.199	188,8
13	14	gtp	MIRA-AFOITO	Centro Clássico	Lotus	12	3	2:12.929	7.037	0.720	170,3
14	27	h65	Carlos BARBOT	Foguete Racing	Lotus	11	10	2:13.989	8.097	1.060	184,6
15	64	h71	RUEDA-RUEDA	Eficar Team	Ford	4	2	2:15.305	9.413	1.316	177,0
16	132	h76	ALONSO-ZORRILLA	Eficar Team	Porsche	12	4	2:15.685	9.793	0.380	178,2
17	20	h71	CERVEIRA-DIAS	RP Motorsport/Squadra	Alfa Romeo	13	3	2:16.235	10.343	0.550	172,0
18	75	h76	BRIZIDO-PINA	Dr. Bayard / MRauto	Porsche	12	9	2:16.477	10.585	0.242	183,4
19	337	h71	DAL MASO-CARVALHOSA	Garagem João Gomes	Porsche	13	8	2:17.112	11.220	0.635	176,8
20	255	h65	Carlos A OLIVEIRA	Foguete Racing	Lotus	12	10	2:17.634	11.742	0.522	184,9
21	166		Ralf HUBER	Calvin Motors	Chevrolet	7	7	2:17.714	11.822	0.080	190,5
22	73	h71	BETHENCOURT-PINTO	Aurora Motorsport	Chevrolet	9	9	2:18.470	12.578	0.756	189,1
23	525		POÇAS-SANTOS	Aurora Motorsport	Porsche	11	10	2:18.496	12.604	0.026	170,3
24	366	h65	Guillaume HUBER	Calvin Motors	Ford	11	3	2:19.022	13.130	0.526	184,0
25	65	h76	SANCHEZ-SANCHEZ	Aurora Motorsport	Porsche	11	10	2:19.433	13.541	0.411	166,9
26	55	h76	Paul DANIELS	JWA Racing	Porsche	12	4	2:19.651	13.759	0.218	182,7
27	174	h71	CASTRO-LANCHARES	Aurora Motorsport	Porsche	4	4	2:21.376	15.484	1.725	171,2
28	28	h65	P-A FORSVALL	Curated Garage	Lotus	13	11	2:21.548	15.656	0.172	170,3
29	92	gds	Michel MORA	Garagem João Gomes	Porsche	11	8	2:22.644	16.752	1.096	164,6
30	1	h65	VELASCO-FREITAS	Curated Garage	Porsche	8	3	2:22.742	16.850	0.098	158,8
31	327	gds	NUNES-CARVALHOSA	Garagem João Gomes	Porsche	11	10	2:22.815	16.923	0.073	164,4
32	154	h71	Albert PECANINS	Skualo Competicion	Porsche	12	9	2:23.569	17.677	0.754	165,1
33	153	h71	Manuel DE LA TORRE	Eficar Team	Porsche	8	4	2:23.955	18.063	0.386	172,8
34	167	gds	NEVES-ANTUNES	Trisport Race	Datsun	9	9	2:24.538	18.646	0.583	159,8
35	50	gds	BEVILACQUA-MAGALHÃES	Veiga Motorsport	Alfa Romeo	10	4	2:26.822	20.930	2.284	157,0
36	221	gds	Alberto VELEZ	Garagem João Gomes	BMW	8	4	2:27.760	21.868	0.938	159,3
37	103	gds	Luis SOUSA	RP Motorsport	Ford	7	6	2:30.242	24.350	2.482	161,4
38	545	h71	François GUERIN	RP Motorsport	BMW	8	8	2:30.676	24.784	0.434	154,3
39	23	gds	Vincent TOURNEUR	Vincent Tourneur	Porsche	12	10	2:31.045	25.153	0.369	156,7

Circuito de Jerez, 25 DE MAYO DE 2024

THE STEWARDS	RACE DIRECTOR	CHIEF TIMING OFFICER
Hora:	Hora:	RESULTADOS PUBLICADOS A LAS 14:49 HORAS



f2

HISTORIC ENDURANCE RACE 1 STARTING GRID



	2		
1	19	PUIG-NOGAREDA	2:06.115
	4		
2	123	Bruno SANTOS	2:06.439
	6		
3	60	Pedro BASTOS	2:07.590
	8		
4	10	Max HUBER	2:08.613
	10		
5	84	BRION-LOPEZ	2:09.589
	12		
6	273	Laurent JASPERS	2:12.209
	14		
7	27	Carlos BARBOT	2:13.989
	16		
8	132	ALONSO-ZORRILLA	2:15.685
	18		
9	75	BRIZIDO-PINA	2:16.477
	20		
10	255	Carlos A OLIVEIRA	2:17.634
	22		
11	73	BETHENCOURT-PINTO	2:18.470
	24		
12	366	Guillaume HUBER	2:19.022
	26		
13	55	Paul DANIELS	2:19.651
	28		
14	28	P-A FORSVALL	2:21.548
	30		
15	1	VELASCO-FREITAS	2:22.742

	1		
176	Eduardo DAVILA	2:05.892	
	3		
5	Paulo LIMA	2:06.156	
	5		
194	MACEDO-MACEDO	2:06.836	
	7		
290	Miguel LOBO	2:08.519	
	9		
44	Cláudio VIEIRA	2:08.929	
	11		
83	DUARTE-SILVA	2:11.010	
	13		
14	MIRA-AFOITO	2:12.929	
	15		
64	RUEDA-RUEDA	2:15.305	
	17		
20	CERVEIRA-DIAS	2:16.235	
	19		
337	DAL MASO-CARVALHOSA	2:17.112	
	21		
166	Ralf HUBER	2:17.714	
	23		
525	POÇAS-SANTOS	2:18.496	
	25		
65	SANCHEZ-SANCHEZ	2:19.433	
	27		
174	CASTRO-LANCHARES	2:21.376	
	29		
92	Michel MORA	2:22.644	



f2

HISTORIC ENDURANCE RACE 1 STARTING GRID

16	154	Albert PECANINS	2:23.569
17	167	NEVES-ANTUNES	2:24.538
18	221	Alberto VELEZ	2:27.760
19	545	François GUERIN	2:30.676
20			

327	NUNES-CARVALHOSA	2:22.815
153	Manuel DE LA TORRE	2:23.955
50	BEVILACQUA-MAGALHÃES-	2:26.822
103	Luis SOUSA	2:30.242
23	Vincent TOURNEUR	2:31.045

THE STEWARDS

RACE DIRECTOR

CHIEF TIMING OFFICER



f3

HISTORIC ENDURANCE QUALIFYING PRACTICE LAP BY LAP

Vuelta	1	5	10	14	19	20	23	27	28	44	50	55
1	2:30.066	2:22.967	2:38.021	2:39.279	2:33.636	2:28.849	2:55.550	2:27.698	2:36.234	2:17.794	2:41.722	2:33.987
2	2:23.802	2:09.303	2:11.708	2:15.530	2:06.115*	2:16.376	2:35.854	PIT EXIT	2:26.534	2:11.152	2:29.379	2:25.024
3	2:22.742*	2:09.056	2:09.203	2:12.929*	2:06.458	2:16.235*	2:33.586	2:30.541	2:27.103	PIT EXIT	2:27.200	2:21.515
4	2:32.915	2:11.329	2:15.796	PIT EXIT	PIT EXIT	2:21.213	2:33.742	2:22.449	2:23.153	2:22.341	2:26.822*	2:19.651*
5	PIT EXIT	2:10.101	2:08.613*	2:35.676	2:26.518	2:17.325	PIT EXIT	3:03.519	PIT EXIT	2:10.184	PIT EXIT	2:21.296
6	2:50.631	2:10.040	PIT EXIT	2:51.257	PIT EXIT	2:16.713	2:49.016	2:29.489	2:52.947	2:10.692	2:57.807	PIT EXIT
7	2:36.200	PIT EXIT	2:17.870	2:33.439	2:23.881	3:03.152	2:33.198	2:14.330	2:47.108	PIT EXIT	2:37.826	2:27.829
8	2:45.592	2:16.672	2:19.253	2:20.702	2:13.839	2:59.768	2:31.712	2:37.347	2:27.085	2:15.234	2:32.869	2:24.322
9		2:06.156*	2:09.045	PIT EXIT	2:11.844	2:16.673	2:34.034	2:14.642	2:25.658	2:10.956	7:28.347	2:20.486
10		2:08.416		2:24.375	2:15.360	PIT EXIT	2:31.045*	2:13.989*	2:24.655	2:11.281	2:38.748	2:21.128
11		2:08.563		2:19.261	2:22.265	2:44.930	2:32.287	2:14.502	2:21.548*	2:08.929*		2:52.938
12		2:11.335		PIT EXIT	2:13.683	2:30.972	2:32.896		2:27.065	2:09.037		2:21.578
13					2:12.518	2:48.918			2:23.979	2:10.504		
14										2:12.870		

Vuelta	60	64	65	73	75	83	84	92	103	123	132	153
1	2:46.239	2:39.993	2:53.144	2:39.534	2:44.472	2:21.350	2:15.022	2:37.335	2:46.243	2:25.461	2:36.525	2:43.037
2	2:25.199	2:15.305*	2:36.884	2:22.362	2:21.754	2:14.155	2:09.589*	2:34.066	2:30.619	2:09.080	2:16.921	2:26.580
3	2:12.336	2:26.128	2:34.036	2:20.344	PIT EXIT	2:11.010*	2:14.724	2:27.494	PIT EXIT	2:27.265	2:16.482	2:23.964
4	2:17.293	2:20.190	2:29.287	2:29.315	2:26.933		PIT EXIT	2:24.186	PIT EXIT	PIT EXIT	2:15.685*	2:23.955*
5	PIT EXIT		PIT EXIT	2:23.106	2:21.106		2:27.884	PIT EXIT	2:33.812	2:27.449	PIT EXIT	2:27.400
6	2:16.553		3:22.422	PIT EXIT	PIT EXIT		PIT EXIT	2:31.991	2:30.242*	PIT EXIT	2:45.398	PIT EXIT
7	2:12.596		2:27.525	2:31.099	2:28.858		2:22.905	2:25.507	PIT EXIT	2:18.981	2:44.607	2:39.326
8	2:07.714		2:21.374	2:24.447	2:17.142		2:17.829	2:22.644*		2:06.439*	2:24.223	2:24.798
9	2:17.371		2:21.927	2:18.470*	2:16.477*		PIT EXIT	2:23.084		2:07.121	2:22.329	
10	2:07.590*		2:19.433*		PIT EXIT		2:16.719	2:22.858		2:12.379	2:21.302	
11	2:07.590		2:25.022		2:26.223		2:10.869	2:23.505		2:21.811	2:19.238	
12	2:33.671				2:18.768		2:10.128			2:12.129	2:29.183	

Vuelta	154	166	167	174	176	194	221	255	273	290	327	337
1	2:46.662	2:36.564	2:45.062	2:40.941	2:30.892	2:33.696	2:40.511	2:33.896	2:28.113	2:39.017	2:45.514	2:40.621
2	2:26.693	2:19.786	2:29.916	PIT EXIT	2:08.473	2:20.219	2:30.640	2:23.076	2:14.325	2:10.446	2:26.267	2:20.347
3	2:26.916	PIT EXIT	2:27.248	2:27.181	PIT EXIT	2:17.369	2:29.184	PIT EXIT	2:13.740	2:11.708	2:27.951	2:19.908
4	2:24.454	2:30.318	2:27.278	2:21.376*	2:22.358	2:15.640	2:27.760*	2:29.818	2:12.209*	2:19.419	PIT EXIT	PIT EXIT
5	2:27.548	PIT EXIT	2:25.831		2:07.621	PIT EXIT	2:32.432	2:18.644	PIT EXIT	2:08.519*	3:19.735	2:52.342
6	PIT EXIT	2:22.512	2:58.376		PIT EXIT	2:44.634	PIT EXIT	PIT EXIT	2:28.184	PIT EXIT	3:03.886	2:52.994
7	2:32.164	2:17.714*	PIT EXIT		2:26.402	2:24.617	2:44.893	2:51.473		2:32.296	2:25.526	2:22.085
8	2:28.104		2:37.796		2:06.929	2:09.694	PIT EXIT	2:22.281		2:12.032	2:26.007	2:17.112*
9	2:23.569*		2:24.538*		2:05.892*	2:10.682		2:20.997			2:22.955	2:20.483
10	2:26.727					2:07.276		2:17.634*			2:22.815*	2:19.057
11	2:24.368					2:06.836*		2:20.777			PIT EXIT	2:20.933
12	2:26.097					2:08.787		2:18.248				2:19.752
13						2:07.162						2:21.009
14						2:06.942						

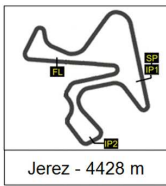
Vuelta	366	525	545									



f3

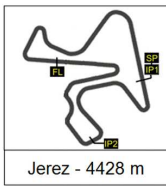
HISTORIC ENDURANCE QUALIFYING PRACTICE LAP BY LAP

Vuelta	366	525	545									
1	2:37.904	2:44.705	2:42.127									
2	2:23.643	2:27.317	2:32.319									
3	2:19.022*	2:24.183	2:34.025									
4	2:20.832	2:21.943	2:31.205									
5	2:21.064	PIT EXIT	2:31.651									
6	PIT EXIT	3:02.626	PIT EXIT									
7	2:31.778	2:22.683	2:43.248									
8	2:23.307	2:21.929	2:30.676*									
9	2:37.391	2:23.231										
10	2:23.922	2:18.496*										
11	2:22.110	2:21.734										



HISTORIC ENDURANCE QUALIFYING PRACTICE ANALYSIS

Número	1		5		10		14		19		20		23		
	Vta	Sector	Vuelta	Sector	Vuelta	Sector	Vuelta	Sector	Vuelta	Sector	Vuelta	Sector	Vuelta	Sector	Vuelta
1	IP1	1:01.01	1:01.013	58.385	58.385	1:05.03	1:05.032	1:08.59	1:08.590	1:03.39	1:03.394	1:00.83	1:00.839	1:11.37	1:11.379
	IP2	40.635	1:41.648	40.922	1:39.307	44.686	1:49.718	41.828	1:50.418	42.048	1:45.442	40.668	1:41.507	46.145	1:57.524
	FL	48.418	2:30.066	43.660	2:22.967	48.303	2:38.021	48.861	2:39.279	48.194	2:33.636	47.342	2:28.849	58.026	2:55.550
2	IP1	54.568	54.568	49.824	49.824	50.478	50.478	53.141	53.141	48.340	48.340	52.137	52.137	59.368	59.368
	IP2	40.400	1:34.968	37.685	1:27.509	38.351	1:28.829	38.218	1:31.359	35.831	1:24.171	38.366	1:30.503	43.197	1:42.565
	FL	48.834	2:23.802	41.794	2:09.303	42.879	2:11.708	44.171	2:15.530	41.944	2:06.115	45.873	2:16.376	53.289	2:35.854
3	IP1	54.727	54.727	49.852	49.852	49.596	49.596	51.572	51.572	48.404	48.404	52.382	52.382	57.579	57.579
	IP2	39.219	1:33.946	37.127	1:26.979	37.156	1:26.752	37.391	1:28.963	36.354	1:24.758	38.458	1:30.840	43.812	1:41.391
	FL	48.796	2:22.742	42.077	2:09.056	42.451	2:09.203	43.966	2:12.929	41.700	2:06.458	45.395	2:16.235	52.195	2:33.586
4	IP1	58.826	58.826	50.683	50.683	52.229	52.229	53.322	53.322	54.467	54.467	54.626	54.626	59.118	59.118
	IP2	43.190	1:42.016	36.986	1:27.669	37.612	1:29.841	41.542	1:34.864	37.334	1:31.801	41.080	1:35.706	43.559	1:42.677
	FL	50.899	2:32.915	43.660	2:11.329	45.955	2:15.796	3:29.25	PIT EXIT	5:00.74	PIT EXIT	45.507	2:21.213	51.065	2:33.742
5	IP1	57.102	57.102	49.898	49.898	48.830	48.830	1:04.61	1:04.617	1:00.24	1:00.242	52.887	52.887	58.632	58.632
	IP2	41.628	1:38.730	37.676	1:27.574	36.798	1:25.628	40.262	1:44.879	40.454	1:40.696	39.342	1:32.229	43.117	1:41.749
	FL	4:12.77	PIT EXIT	42.527	2:10.101	42.985	2:08.613	50.797	2:35.676	45.822	2:26.518	45.096	2:17.325	2:49.52	PIT EXIT
6	IP1	1:09.34	1:09.348	49.873	49.873	5:12.35	5:12.350	1:03.45	1:03.457	55.920	55.920	52.885	52.885	1:07.99	1:07.995
	IP2	47.883	1:57.231	36.908	1:26.781	43.807	5:56.157	48.773	1:52.230	43.494	1:39.414	38.326	1:31.211	46.144	1:54.139
	FL	53.400	2:50.631	43.259	2:10.040	2:44.61	PIT EXIT	59.027	2:51.253	2:28.84	PIT EXIT	45.502	2:16.713	54.877	2:49.016
7	IP1	59.592	59.592	56.254	56.254	56.251	56.251	1:02.70	1:02.705	58.471	58.471	1:01.91	1:01.915	58.052	58.052
	IP2	44.416	1:44.008	40.009	1:36.263	38.091	1:34.342	43.607	1:46.312	38.985	1:37.456	52.806	1:54.721	43.711	1:41.763
	FL	52.192	2:36.200	4:43.84	PIT EXIT	43.528	2:17.870	47.127	2:33.439	46.425	2:23.881	1:08.43	3:03.152	51.435	2:33.198
8	IP1	1:00.96	1:00.967	58.001	58.001	51.003	51.003	53.728	53.728	51.489	51.489	1:20.13	1:20.132	58.518	58.518
	IP2	47.026	1:47.993	36.800	1:34.801	37.196	1:28.199	40.107	1:33.835	38.261	1:29.750	53.426	2:13.558	42.232	1:40.750
	FL	57.599	2:45.592	41.871	2:16.672	51.054	2:19.253	46.867	2:20.702	44.089	2:13.839	46.210	2:59.768	50.962	2:31.712
9	IP1	1:01.79	1:01.799	48.452	48.452	49.595	49.595	54.301	54.301	50.376	50.376	52.659	52.659	58.501	58.501
	IP2	45.751	1:47.550	36.381	1:24.833	36.853	1:26.448	39.911	1:34.212	37.578	1:27.954	39.101	1:31.760	42.196	1:40.697
	FL		-----	41.323	2:06.156	42.597	2:09.045	1:29.07	PIT EXIT	43.890	2:11.844	44.913	2:16.673	53.337	2:34.034
10	IP1			49.517	49.517	49.276	49.276	56.456	56.456	50.542	50.542	53.593	53.593	57.357	57.357
	IP2			37.085	1:26.602	37.041	1:26.317	41.048	1:37.504	38.413	1:28.955	38.885	1:32.478	42.790	1:40.147
	FL			41.814	2:08.416		-----	46.871	2:24.375	46.405	2:15.360	2:04.81	PIT EXIT	50.898	2:31.045
11	IP1			48.582	48.582			53.238	53.238	54.204	54.204	1:11.87	1:11.871	58.527	58.527
	IP2			37.624	1:26.206			39.939	1:33.177	41.772	1:35.976	44.523	1:56.394	43.407	1:41.934
	FL			42.357	2:08.563			46.084	2:19.261	46.289	2:22.265	48.536	2:44.930	50.353	2:32.287
12	IP1			48.527	48.527			59.317	59.317	51.071	51.071	57.742	57.742	57.553	57.553
	IP2			37.529	1:26.056			44.151	1:43.468	37.734	1:28.805	44.898	1:42.640	44.252	1:41.805
	FL			45.279	2:11.335			2:09.30	PIT EXIT	44.878	2:13.683	48.332	2:30.972	51.091	2:32.896
13	IP1			52.466	52.466			58.948	58.948	50.228	50.228	56.925	56.925	57.831	57.831
	IP2			44.970	1:37.436			54.576	1:53.524	37.439	1:27.667	52.306	1:49.231	49.432	1:47.263
	FL				-----				-----	44.851	2:12.518	59.687	2:48.918		-----
14	IP1									59.140	59.140	59.884	59.884		
	IP2									46.889	1:46.029	45.745	1:45.629		
	FL										-----		-----		



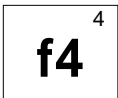
HISTORIC ENDURANCE QUALIFYING PRACTICE ANALYSIS

Número	27		28		44		50		55		60		64		
	Vta	Sector	Vuelta	Sector	Vuelta	Sector	Vuelta	Sector	Vuelta	Sector	Vuelta	Sector	Vuelta		
1	IP1	58.843	58.843	1:02.68	1:02.682	56.354	56.354	1:06.18	1:06.184	1:00.18	1:00.187	1:13.90	1:13.907	1:05.89	1:05.898
	IP2	42.800	1:41.643	43.461	1:46.143	37.133	1:33.487	44.482	1:50.666	43.352	1:43.539	42.339	1:56.246	43.354	1:49.252
	FL	46.055	2:27.698	50.091	2:36.234	44.307	2:17.794	51.056	2:41.722	50.448	2:33.987	49.993	2:46.239	50.741	2:39.993
2	IP1	53.864	53.864	55.523	55.523	49.277	49.277	57.767	57.767	56.280	56.280	57.194	57.194	52.418	52.418
	IP2	39.326	1:33.190	40.725	1:36.248	37.257	1:26.534	41.949	1:39.716	41.107	1:37.387	40.617	1:37.811	38.487	1:30.905
	FL	5:57.96	PIT EXIT	50.286	2:26.534	44.618	2:11.152	49.663	2:29.379	47.637	2:25.024	47.388	2:25.199	44.400	2:15.305
3	IP1	1:06.94	1:06.946	57.998	57.998	49.014	49.014	56.285	56.285	54.361	54.361	50.699	50.699	58.026	58.026
	IP2	38.622	1:45.568	41.291	1:39.289	37.081	1:26.095	41.396	1:37.681	40.681	1:35.042	37.085	1:27.784	38.512	1:36.538
	FL	44.973	2:30.541	47.814	2:27.103	2:06.78	PIT EXIT	49.519	2:27.200	46.473	2:21.515	44.552	2:12.336	49.590	2:26.128
4	IP1	51.277	51.277	54.367	54.367	59.054	59.054	56.247	56.247	53.373	53.373	54.983	54.983	54.785	54.785
	IP2	37.792	1:29.069	40.898	1:35.265	37.119	1:36.173	41.592	1:37.839	40.297	1:33.670	38.656	1:33.639	39.112	1:33.897
	FL	53.380	2:22.449	47.888	2:23.153	46.168	2:22.341	48.983	2:26.822	45.981	2:19.651	43.654	2:17.293	46.293	2:20.190
5	IP1	1:13.43	1:13.435	55.889	55.889	49.023	49.023	57.905	57.905	55.059	55.059	52.040	52.040		
	IP2	50.128	2:03.563	42.224	1:38.113	36.514	1:25.537	43.328	1:41.233	39.427	1:34.486	40.638	1:32.678		
	FL	59.956	3:03.519	2:02.90	PIT EXIT	44.647	2:10.184	3:28.14	PIT EXIT	46.810	2:21.296	5:42.49	PIT EXIT		-----
6	IP1	1:03.65	1:03.655	1:10.85	1:10.854	49.839	49.839	1:14.22	1:14.223	54.587	54.587	54.308	54.308		
	IP2	41.447	1:45.102	46.913	1:57.767	37.325	1:27.164	46.987	2:01.210	40.209	1:34.796	38.047	1:32.355		
	FL	44.387	2:29.489	55.180	2:52.947	43.528	2:10.692	56.597	2:57.807	5:15.68	PIT EXIT	44.198	2:16.553		
7	IP1	51.717	51.717	1:06.01	1:06.011	1:01.81	1:01.814			59.837	59.837	50.560	50.560		
	IP2	38.049	1:29.766	51.770	1:57.781	45.899	1:47.713			40.676	1:40.513	36.709	1:27.269		
	FL	44.564	2:14.330	49.327	2:47.108	3:19.61	PIT EXIT	2:37.82	2:37.826	47.316	2:27.829	45.327	2:12.596		
8	IP1	51.245	51.245	55.111	55.111	54.258	54.258			55.018	55.018	48.844	48.844		
	IP2	53.279	1:44.524	42.275	1:37.386	37.351	1:31.609			40.859	1:35.877	35.646	1:24.490		
	FL	52.823	2:37.347	49.699	2:27.085	43.625	2:15.234	2:32.86	2:32.869	48.445	2:24.322	43.224	2:07.714		
9	IP1	51.863	51.863	55.290	55.290	50.058	50.058			54.821	54.821	51.691	51.691		
	IP2	37.760	1:29.623	41.119	1:36.409	36.964	1:27.022			39.516	1:34.337	40.645	1:32.336		
	FL	45.019	2:14.642	49.249	2:25.658	43.934	2:10.956	7:28.34	7:28.347	46.149	2:20.486	45.035	2:17.371		
10	IP1	50.915	50.915	54.337	54.337	51.525	51.525			53.725	53.725	48.665	48.665		
	IP2	37.719	1:28.634	41.695	1:36.032	36.800	1:28.325			39.943	1:33.668	35.977	1:24.642		
	FL	45.355	2:13.989	48.623	2:24.655	42.956	2:11.281	2:38.74	2:38.748	47.460	2:21.128	42.948	2:07.590		
11	IP1	51.154	51.154	54.793	54.793	49.269	49.269			1:06.35	1:06.354	48.344	48.344		
	IP2	39.393	1:30.547	39.543	1:34.336	36.596	1:25.865			52.416	1:58.770	36.336	1:24.680		
	FL	43.955	2:14.502	47.212	2:21.548	43.064	2:08.929		-----	54.168	2:52.938	42.910	2:07.590		
12	IP1	1:05.41	1:05.417	55.052	55.052	48.957	48.957			55.000	55.000	54.551	54.551		
	IP2	51.580	1:56.997	44.971	1:40.023	36.865	1:25.822			39.571	1:34.571	45.329	1:39.880		
	FL		-----	47.042	2:27.065	43.215	2:09.037			47.007	2:21.578	53.791	2:33.671		
13	IP1			53.923	53.923	48.962	48.962			56.256	56.256	1:00.07	1:00.079		
	IP2			42.909	1:36.832	36.766	1:25.728			48.739	1:44.995	47.269	1:47.348		
	FL			47.147	2:23.979	44.776	2:10.504				-----		-----		
14	IP1			56.240	56.240	50.457	50.457								
	FL			51.432	1:47.672	37.019	1:27.476								



HISTORIC ENDURANCE QUALIFYING PRACTICE ANALYSIS

Número	65		73		75		83		84		92		103		
	Vta	Sector	Vuelta	Sector	Vuelta	Sector	Vuelta	Sector	Vuelta	Sector	Vuelta	Sector	Vuelta		
1	IP1	1:10.19	1:10.191	1:06.99	1:06.995	1:08.42	1:08.423	56.488	56.488	53.907	53.907	1:02.60	1:02.605	1:05.47	1:05.478
	IP2	48.284	1:58.475	43.653	1:50.648	42.482	1:50.905	39.199	1:35.687	37.867	1:31.774	43.263	1:45.868	46.704	1:52.182
	FL	54.669	2:53.144	48.886	2:39.534	53.567	2:44.472	45.663	2:21.350	43.248	2:15.022	51.467	2:37.335	54.061	2:46.243
2	IP1	1:00.49	1:00.490	53.830	53.830	54.610	54.610	51.222	51.222	49.637	49.637	1:00.00	1:00.008	57.792	57.792
	IP2	45.260	1:45.750	41.066	1:34.896	39.743	1:34.353	37.426	1:28.648	36.816	1:26.453	42.249	1:42.257	42.296	1:40.088
	FL	51.134	2:36.884	47.466	2:22.362	47.401	2:21.754	45.507	2:14.155	43.136	2:09.589	51.809	2:34.066	50.531	2:30.619
3	IP1	58.344	58.344	51.859	51.859	53.388	53.388	50.109	50.109	53.347	53.347	57.355	57.355	58.956	58.956
	IP2	45.067	1:43.411	39.306	1:31.165	40.387	1:33.775	37.202	1:27.311	37.738	1:31.085	41.242	1:38.597	44.602	1:43.558
	FL	50.625	2:34.036	49.179	2:20.344	2:19.17	PIT EXIT	43.699	2:11.010	43.639	2:14.724	48.897	2:27.494	3:49.98	PIT EXIT
4	IP1	56.977	56.977	57.787	57.787	1:00.46	1:00.468			49.728	49.728	54.902	54.902	1:07.65	1:07.656
	IP2	42.824	1:39.801	42.621	1:40.408	40.053	1:40.521			36.431	1:26.159	40.839	1:35.741	44.094	1:51.750
	FL	49.486	2:29.287	48.907	2:29.315	46.412	2:26.933			4:50.73	PIT EXIT	48.445	2:24.186	7:17.55	PIT EXIT
5	IP1	1:06.80	1:06.802	52.838	52.838	53.809	53.809			58.105	58.105	56.139	56.139	1:01.20	1:01.209
	IP2	49.570	1:56.372	40.732	1:33.570	39.702	1:33.511			39.115	1:37.220	40.192	1:36.331	42.260	1:43.469
	FL	2:47.03	PIT EXIT	49.536	2:23.106	47.595	2:21.106			50.664	2:27.884	6:45.23	PIT EXIT	50.343	2:33.812
6	IP1	1:26.25	1:26.253	53.495	53.495	58.601	58.601			1:01.87	1:01.879	1:03.05	1:03.059	57.382	57.382
	IP2	54.038	2:20.291	40.443	1:33.938	41.895	1:40.496			43.275	1:45.154	41.009	1:44.068	42.518	1:39.900
	FL	1:02.13	3:22.422	5:49.17	PIT EXIT	3:26.18	PIT EXIT			3:23.61	PIT EXIT	47.923	2:31.991	50.342	2:30.242
7	IP1	1:00.01	1:00.010	1:01.07	1:01.072	1:00.70	1:00.708			56.709	56.709	57.068	57.068	58.193	58.193
	IP2	40.192	1:40.202	42.077	1:43.149	39.712	1:40.420			39.661	1:36.370	40.728	1:37.796	43.938	1:42.131
	FL	47.323	2:27.525	47.950	2:31.099	48.438	2:28.858			46.535	2:22.905	47.711	2:25.507	6:26.43	PIT EXIT
8	IP1	54.621	54.621	54.802	54.802	52.492	52.492			53.719	53.719	54.434	54.434	1:13.98	1:13.981
	IP2	39.560	1:34.181	41.838	1:36.640	39.170	1:31.662			38.515	1:32.234	40.030	1:34.464	48.997	2:02.978
	FL	47.193	2:21.374	47.807	2:24.447	45.480	2:17.142			45.595	2:17.829	48.180	2:22.644		
9	IP1	54.006	54.006	54.115	54.115	52.047	52.047			51.917	51.917	55.518	55.518		
	IP2	39.055	1:33.061	38.863	1:32.978	38.529	1:30.576			38.184	1:30.101	40.205	1:35.723		
	FL	48.866	2:21.927	45.492	2:18.470	45.901	2:16.477			3:19.67	PIT EXIT	47.361	2:23.084		
10	IP1	53.266	53.266	51.468	51.468	52.347	52.347			53.796	53.796	54.720	54.720		
	IP2	39.687	1:32.953	38.665	1:30.133	38.339	1:30.686			39.386	1:33.182	41.073	1:35.793		
	FL	46.480	2:19.433			1:36.63	PIT EXIT			43.537	2:16.719	47.065	2:22.858		
11	IP1	54.267	54.267			56.533	56.533			50.252	50.252	55.127	55.127		
	IP2	42.634	1:36.901			42.523	1:39.056			37.034	1:27.286	40.280	1:35.407		
	FL	48.121	2:25.022			47.167	2:26.223			43.583	2:10.869	48.098	2:23.505		
12	IP1	1:00.87	1:00.870			51.950	51.950			49.828	49.828	57.964	57.964		
	IP2	52.691	1:53.561			39.627	1:31.577			36.819	1:26.647	41.418	1:39.382		
	FL					47.191	2:18.768			43.481	2:10.128				
13	IP1					52.556	52.556			1:14.26	1:14.264				
	IP2					41.661	1:34.217			1:00.31	2:14.583				
	FL														
14	IP1														
	IP2														
	FL														



HISTORIC ENDURANCE QUALIFYING PRACTICE ANALYSIS

Número	123		132		153		154		166		167		174		
	Vta	Sector	Vuelta	Sector	Vuelta	Sector	Vuelta	Sector	Vuelta	Sector	Vuelta	Sector	Vuelta		
1	IP1	59.161	59.161	1:03.98	1:03.986	1:05.98	1:05.982	1:09.46	1:09.460	1:03.99	1:03.990	1:11.02	1:11.020	1:05.48	1:05.485
	IP2	37.618	1:36.779	43.496	1:47.482	45.738	1:51.720	44.471	1:53.931	44.297	1:48.287	43.842	1:54.862	45.262	1:50.747
	FL	48.682	2:25.461	49.043	2:36.525	51.317	2:43.037	52.731	2:46.662	48.277	2:36.564	50.200	2:45.062	50.194	2:40.941
2	IP1	48.402	48.402	52.662	52.662	56.539	56.539	57.323	57.323	53.641	53.641	57.311	57.311	56.226	56.226
	IP2	36.768	1:25.170	39.585	1:32.247	41.974	1:38.513	41.144	1:38.467	41.037	1:34.678	41.812	1:39.123	42.535	1:38.761
	FL	43.910	2:09.080	44.674	2:16.921	48.067	2:26.580	48.226	2:26.693	45.108	2:19.786	50.793	2:29.916	2:25.88	PIT EXIT
3	IP1	58.733	58.733	52.055	52.055	54.876	54.876	56.265	56.265	58.839	58.839	56.273	56.273	59.341	59.341
	IP2	44.422	1:43.155	39.297	1:31.352	40.656	1:35.532	41.790	1:38.055	41.317	1:40.156	41.946	1:38.219	40.696	1:40.037
	FL	44.110	2:27.265	45.130	2:16.482	48.432	2:23.964	48.861	2:26.916	3:14.81	PIT EXIT	49.029	2:27.248	47.144	2:27.181
4	IP1	56.722	56.722	52.253	52.253	55.623	55.623	55.793	55.793	1:04.81	1:04.811	57.163	57.163	54.596	54.596
	IP2	41.319	1:38.041	38.584	1:30.837	41.065	1:36.688	40.678	1:36.471	41.452	1:46.263	41.098	1:38.261	40.154	1:34.750
	FL	2:28.84	PIT EXIT	44.848	2:15.685	47.267	2:23.955	47.983	2:24.454	44.055	2:30.318	49.017	2:27.278	46.626	2:21.376
5	IP1	57.628	57.628	1:05.21	1:05.215	56.841	56.841	55.877	55.877	1:10.46	1:10.465	56.161	56.161	54.442	54.442
	IP2	39.564	1:37.192	44.163	1:49.378	41.730	1:38.571	41.594	1:37.471	54.010	2:04.475	40.627	1:36.788	42.497	1:36.939
	FL	50.257	2:27.449	3:12.91	PIT EXIT	48.829	2:27.400	50.077	2:27.548	4:49.58	PIT EXIT	49.043	2:25.831		-----
6	IP1	48.995	48.995	1:06.54	1:06.546	58.728	58.728	58.075	58.075	58.236	58.236	57.404	57.404		
	IP2	36.237	1:25.232	48.085	1:54.631	45.479	1:44.207	44.568	1:42.643	39.824	1:38.060	52.768	1:50.172		
	FL	5:01.62	PIT EXIT	50.767	2:45.398	4:53.44	PIT EXIT	4:54.84	PIT EXIT	44.452	2:22.512	1:08.20	2:58.376		
7	IP1	58.974	58.974	1:02.96	1:02.968	1:06.20	1:06.200	1:01.70	1:01.701	52.592	52.592	1:19.98	1:19.981		
	IP2	38.054	1:37.028	53.036	1:56.004	43.740	1:49.940	41.500	1:43.201	40.537	1:33.129	54.003	2:13.984		
	FL	41.953	2:18.981	48.603	2:44.607	49.386	2:39.326	48.963	2:32.164	44.585	2:17.714	2:49.24	PIT EXIT		
8	IP1	48.165	48.165	55.047	55.047	54.666	54.666	57.276	57.276	53.239	53.239	1:05.86	1:05.863		
	IP2	35.461	1:23.626	40.360	1:35.407	41.888	1:36.554	41.352	1:38.628	41.195	1:34.434	42.249	1:48.112		
	FL	42.813	2:06.439	48.816	2:24.223	48.244	2:24.798	49.476	2:28.104		-----	49.684	2:37.796		
9	IP1	47.734	47.734	54.643	54.643	55.880	55.880	54.766	54.766			55.420	55.420		
	IP2	36.544	1:24.278	40.608	1:35.251	42.008	1:37.888	41.316	1:36.082			40.258	1:35.678		
	FL	42.843	2:07.121	47.078	2:22.329		-----	47.487	2:23.569			48.860	2:24.538		
10	IP1	51.468	51.468	54.026	54.026			56.975	56.975			55.453	55.453		
	IP2	37.558	1:29.026	39.574	1:33.600			41.283	1:38.258				-----		
	FL	43.353	2:12.379	47.702	2:21.302			48.469	2:26.727						
11	IP1	53.595	53.595	53.679	53.679			55.619	55.619						
	IP2	42.765	1:36.360	39.596	1:33.275			41.482	1:37.101						
	FL	45.451	2:21.811	45.963	2:19.238			47.267	2:24.368						
12	IP1	47.848	47.848	54.516	54.516			55.718	55.718						
	IP2	36.188	1:24.036	43.407	1:37.923			41.769	1:37.487						
	FL	48.093	2:12.129	51.260	2:29.183			48.610	2:26.097						
13	IP1	51.269	51.269	56.772	56.772			55.799	55.799						
	IP2	42.081	1:33.350	48.822	1:45.594			45.444	1:41.243						
	FL		-----		-----				-----						
14	IP1														
	IP2														
	FL														



5
f4

HISTORIC ENDURANCE QUALIFYING PRACTICE ANALYSIS

Número	176		194		221		255		273		290		327		
	Vta	Sector	Vuelta	Sector	Vuelta	Sector	Vuelta	Sector	Vuelta	Sector	Vuelta	Sector	Vuelta		
1	IP1	1:04.22	1:04.222	1:01.91	1:01.919	1:05.38	1:05.380	1:02.62	1:02.621	1:04.42	1:04.428	1:06.25	1:06.254	1:06.75	1:06.759
	IP2	40.260	1:44.482	44.150	1:46.069	43.936	1:49.316	42.857	1:45.478	39.779	1:44.207	41.388	1:47.642	46.211	1:52.970
	FL	46.410	2:30.892	47.627	2:33.696	51.195	2:40.511	48.418	2:33.896	43.906	2:28.113	51.375	2:39.017	52.544	2:45.514
2	IP1	48.962	48.962	53.413	53.413	57.504	57.504	54.680	54.680	51.965	51.965	49.532	49.532	56.615	56.615
	IP2	36.481	1:25.443	40.585	1:33.998	42.529	1:40.033	41.144	1:35.824	37.892	1:29.857	37.559	1:27.091	40.147	1:36.762
	FL	43.030	2:08.473	46.221	2:20.219	50.607	2:30.640	47.252	2:23.076	44.468	2:14.325	43.355	2:10.446	49.505	2:26.267
3	IP1	48.342	48.342	52.297	52.297	56.613	56.613	58.477	58.477	50.920	50.920	49.786	49.786	57.579	57.579
	IP2	37.097	1:25.439	40.367	1:32.664	41.342	1:37.955	42.255	1:40.732	37.239	1:28.159	37.275	1:27.061	42.259	1:39.838
	FL	1:58.41	PIT EXIT	44.705	2:17.369	51.229	2:29.184	3:19.56	PIT EXIT	45.581	2:13.740	44.647	2:11.708	48.113	2:27.951
4	IP1	59.394	59.394	51.412	51.412	56.068	56.068	1:02.06	1:02.064	50.472	50.472	55.738	55.738	56.064	56.064
	IP2	38.003	1:37.397	39.600	1:31.012	41.319	1:37.387	40.529	1:42.593	37.804	1:28.276	38.711	1:34.449	41.290	1:37.354
	FL	44.961	2:22.358	44.628	2:15.640	50.373	2:27.760	47.225	2:29.818	43.933	2:12.209	44.970	2:19.419	3:37.85	PIT EXIT
5	IP1	48.446	48.446	53.674	53.674	59.191	59.191	53.084	53.084	52.568	52.568	49.004	49.004	1:18.18	1:18.189
	IP2	35.857	1:24.303	41.640	1:35.314	42.030	1:41.221	39.524	1:32.608	38.931	1:31.499	37.029	1:26.033	53.539	2:11.728
	FL	43.318	2:07.621	3:17.36	PIT EXIT	51.211	2:32.432	46.036	2:18.644	8:20.56	PIT EXIT	42.486	2:08.519	1:08.00	3:19.735
6	IP1	58.263	58.263	1:07.61	1:07.610	57.373	57.373	58.826	58.826	59.564	59.564	54.239	54.239	1:21.22	1:21.222
	IP2	45.837	1:44.100	43.270	1:50.880	42.508	1:39.881	48.249	1:47.075	40.383	1:39.947	39.438	1:33.677	53.180	2:14.402
	FL	6:12.24	PIT EXIT	53.754	2:44.634	5:28.98	PIT EXIT	1:59.76	PIT EXIT	48.237	2:28.184	17:07.6	PIT EXIT	49.484	3:03.886
7	IP1	51.808	51.808	1:03.36	1:03.362	1:01.15	1:01.150	1:03.56	1:03.564	54.929	54.929	59.827	59.827	56.029	56.029
	IP2	35.979	1:27.787	39.329	1:42.691	42.845	1:43.995	42.686	1:46.250	40.332	1:35.261	45.931	1:45.758	40.638	1:36.667
	FL	58.615	2:26.402	41.926	2:24.617	1:00.89	2:44.893	1:05.22	2:51.473	-----	-----	46.538	2:32.296	48.859	2:25.526
8	IP1	47.994	47.994	48.851	48.851	57.215	57.215	53.099	53.099			49.933	49.933	55.064	55.064
	IP2	35.926	1:23.920	36.972	1:25.823	41.482	1:38.697	40.112	1:33.211			38.885	1:28.818	41.470	1:36.534
	FL	43.009	2:06.929	43.871	2:09.694	2:54.33	PIT EXIT	49.070	2:22.281			43.214	2:12.032	49.473	2:26.007
9	IP1	47.687	47.687	51.115	51.115	59.340	59.340	53.528	53.528			1:01.92	1:01.929	54.887	54.887
	IP2	35.692	1:23.379	36.404	1:27.519	41.864	1:41.204	39.287	1:32.815			51.100	1:53.029	39.923	1:34.810
	FL	42.513	2:05.892	43.163	2:10.682	-----	-----	48.182	2:20.997			-----	-----	48.145	2:22.955
10	IP1	1:00.34	1:00.349	47.754	47.754			52.889	52.889					54.484	54.484
	IP2	48.563	1:48.912	36.868	1:24.622			38.658	1:31.547					40.186	1:34.670
	FL	-----	-----	42.654	2:07.276			46.087	2:17.634					48.145	2:22.815
11	IP1			48.935	48.935			53.432	53.432					1:01.57	1:01.577
	IP2			36.053	1:24.988			40.632	1:34.064					47.868	1:49.445
	FL			41.848	2:06.836			46.713	2:20.777					2:55.20	PIT EXIT
12	IP1			48.094	48.094			52.777	52.777					1:04.34	1:04.342
	IP2			38.174	1:26.268			39.590	1:32.367					51.489	1:55.831
	FL			42.519	2:08.787			45.881	2:18.248					-----	-----
13	IP1			47.983	47.983			52.703	52.703						
	IP2			36.609	1:24.592			43.393	1:36.096						
	FL			42.570	2:07.162			-----	-----						
14	IP1			47.843	47.843										
	IP2			36.253	1:24.096										
	FL			42.846	2:06.942										



6
f4

HISTORIC ENDURANCE QUALIFYING PRACTICE ANALYSIS

Número	337		366		525		545		0		0		0	
Vta	Sector	Vuelta	Sector	Vuelta	Sector	Vuelta	Sector	Vuelta	Sector	Vuelta	Sector	Vuelta	Sector	Vuelta
1	IP1	1:05.47	1:05.472	1:04.41	1:04.412	1:08.72	1:08.726	1:07.72	1:07.722					
	IP2	48.101	1:53.573	44.881	1:49.293	45.779	1:54.505	43.928	1:51.650					
	FL	47.048	2:40.621	48.611	2:37.904	50.200	2:44.705	50.477	2:42.127					
2	IP1	54.598	54.598	55.210	55.210	55.925	55.925	58.531	58.531					
	IP2	39.687	1:34.285	41.955	1:37.165	42.218	1:38.143	43.819	1:42.350					
	FL	46.062	2:20.347	46.478	2:23.643	49.174	2:27.317	49.969	2:32.319					
3	IP1	53.468	53.468	53.137	53.137	55.449	55.449	58.710	58.710					
	IP2	40.767	1:34.235	39.656	1:32.793	40.463	1:35.912	43.052	1:41.762					
	FL	45.673	2:19.908	46.229	2:19.022	48.271	2:24.183	52.263	2:34.025					
4	IP1	52.088	52.088	52.972	52.972	54.441	54.441	58.257	58.257					
	IP2	40.636	1:32.724	41.450	1:34.422	40.450	1:34.891	42.646	1:40.903					
	FL	3:25.64	PIT EXIT	46.410	2:20.832	47.052	2:21.943	50.302	2:31.205					
5	IP1	1:10.49	1:10.491	53.650	53.650	57.382	57.382	58.668	58.668					
	IP2	48.986	1:59.477	39.978	1:33.628	42.361	1:39.743	42.995	1:41.663					
	FL	52.865	2:52.342	47.436	2:21.064	3:35.55	PIT EXIT	49.988	2:31.651					
6	IP1	1:01.18	1:01.186	57.146	57.146	1:24.68	1:24.682	58.267	58.267					
	IP2	50.201	1:51.387	42.506	1:39.652	46.023	2:10.705	42.554	1:40.821					
	FL	1:01.60	2:52.994	5:25.11	PIT EXIT	51.921	3:02.626	3:09.55	PIT EXIT					
7	IP1	56.301	56.301	1:00.08	1:00.083	55.259	55.259	1:04.96	1:04.968					
	IP2	39.930	1:36.231	44.061	1:44.144	40.649	1:35.908	46.986	1:51.954					
	FL	45.854	2:22.085	47.634	2:31.778	46.775	2:22.683	51.294	2:43.248					
8	IP1	52.647	52.647	53.171	53.171	55.610	55.610	58.172	58.172					
	IP2	39.312	1:31.959	40.873	1:34.044	39.658	1:35.268	42.361	1:40.533					
	FL	45.153	2:17.112	49.263	2:23.307	46.661	2:21.929	50.143	2:30.676					
9	IP1	53.670	53.670	52.931	52.931	53.626	53.626	57.983	57.983					
	IP2	39.931	1:33.601	39.773	1:32.704	39.800	1:33.426	42.375	1:40.358					
	FL	46.882	2:20.483	1:04.68	2:37.391	49.805	2:23.231		-----					
10	IP1	53.224	53.224	54.934	54.934	54.059	54.059							
	IP2	39.485	1:32.709	42.014	1:36.948	38.471	1:32.530							
	FL	46.348	2:19.057	46.974	2:23.922	45.966	2:18.496							
11	IP1	53.149	53.149	53.556	53.556	53.069	53.069							
	IP2	40.762	1:33.911	40.612	1:34.168	38.606	1:31.675							
	FL	47.022	2:20.933	47.942	2:22.110	50.059	2:21.734							
12	IP1	53.196	53.196	57.575	57.575	1:24.74	1:24.748							
	IP2	40.007	1:33.203	41.475	1:39.050	54.013	2:18.761							
	FL	46.549	2:19.752		-----		-----							
13	IP1	53.566	53.566											
	IP2	39.815	1:33.381											
	FL	47.628	2:21.009											
14	IP1	1:04.72	1:04.723											
	IP2	46.824	1:51.547											
	FL		-----											



f5

HISTORIC ENDURANCE QUALIFYING PRACTICE 40 BEST LAPS

Dorsal	Piloto	Nat	Equipo	Maq.	Hora	Vuelta	Tiempo
176	Eduardo DAVILA		VDC Competición	Porsche	13:13:37	9	2:05.892
19	PUIG-NOGAREDA		Skualo Competicion	Ford	12:50:09	2	2:06.115
5	Paulo LIMA		RP Motorsport	Ford	13:09:44	9	2:06.156
123	Bruno SANTOS		Aurora Motorsport	Porsche	13:09:42	8	2:06.439
19	PUIG-NOGAREDA		Skualo Competicion	Ford	12:52:15	3	2:06.458
194	MACEDO-MACEDO		Gelcoe Motorsport	Ford	13:14:45	11	2:06.836
176	Eduardo DAVILA		VDC Competición	Porsche	13:11:31	8	2:06.929
194	MACEDO-MACEDO		Gelcoe Motorsport	Ford	13:21:08	14	2:06.942
123	Bruno SANTOS		Aurora Motorsport	Porsche	13:11:49	9	2:07.121
194	MACEDO-MACEDO		Gelcoe Motorsport	Ford	13:19:01	13	2:07.162
194	MACEDO-MACEDO		Gelcoe Motorsport	Ford	13:12:38	10	2:07.276
60	Pedro BASTOS		Aurora Motorsport	Porsche	13:16:32	10	2:07.590
60	Pedro BASTOS		Aurora Motorsport	Porsche	13:18:39	11	2:07.590
176	Eduardo DAVILA		VDC Competición	Porsche	12:59:02	5	2:07.621
60	Pedro BASTOS		Aurora Motorsport	Porsche	13:12:07	8	2:07.714
5	Paulo LIMA		RP Motorsport	Ford	13:11:52	10	2:08.416
176	Eduardo DAVILA		VDC Competición	Porsche	12:51:08	2	2:08.473
290	Miguel LOBO		Antunes Motorsport	Shelby	12:56:56	5	2:08.519
5	Paulo LIMA		RP Motorsport	Ford	13:14:01	11	2:08.563
10	Max HUBER		Calvin Motors	Shelby	12:56:53	5	2:08.613
194	MACEDO-MACEDO		Gelcoe Motorsport	Ford	13:16:54	12	2:08.787
44	Cláudio VIEIRA		Aurora Motorsport	Porsche	13:13:57	11	2:08.929
44	Cláudio VIEIRA		Aurora Motorsport	Porsche	13:16:06	12	2:09.037
10	Max HUBER		Calvin Motors	Shelby	13:12:20	9	2:09.045
5	Paulo LIMA		RP Motorsport	Ford	12:52:29	3	2:09.056
123	Bruno SANTOS		Aurora Motorsport	Porsche	12:49:48	2	2:09.080
10	Max HUBER		Calvin Motors	Shelby	12:52:29	3	2:09.203
5	Paulo LIMA		RP Motorsport	Ford	12:50:20	2	2:09.303
84	BRION-LOPEZ		BS Motorsport	Porsche	12:49:33	2	2:09.589
194	MACEDO-MACEDO		Gelcoe Motorsport	Ford	13:08:20	8	2:09.694
5	Paulo LIMA		RP Motorsport	Ford	12:59:01	6	2:10.040
5	Paulo LIMA		RP Motorsport	Ford	12:56:51	5	2:10.101
84	BRION-LOPEZ		BS Motorsport	Porsche	13:21:50	12	2:10.128
44	Cláudio VIEIRA		Aurora Motorsport	Porsche	12:57:53	5	2:10.184
290	Miguel LOBO		Antunes Motorsport	Shelby	12:50:17	2	2:10.446
44	Cláudio VIEIRA		Aurora Motorsport	Porsche	13:18:17	13	2:10.504
194	MACEDO-MACEDO		Gelcoe Motorsport	Ford	13:10:31	9	2:10.682
44	Cláudio VIEIRA		Aurora Motorsport	Porsche	13:00:04	6	2:10.692
84	BRION-LOPEZ		BS Motorsport	Porsche	13:19:40	11	2:10.869
44	Cláudio VIEIRA		Aurora Motorsport	Porsche	13:09:37	9	2:10.956



f6

HISTORIC ENDURANCE QUALIFYING PRACTICE TOP FIVE LAPS

Piloto	Nat	Equipo	Top Five Laps					
176		Eduardo DAVILA	VDC Competición	2:05.892	2:06.929	2:07.621	2:08.473	2:22.358
19		PUIG-NOGAREDA	Skualo Competicion	2:06.115	2:06.458	2:11.844	2:12.518	2:13.683
5		Paulo LIMA	RP Motorsport	2:06.156	2:08.416	2:08.563	2:09.056	2:09.303
123		Bruno SANTOS	Aurora Motorsport	2:06.439	2:07.121	2:09.080	2:12.129	2:12.379
194		MACEDO-MACEDO	Gelcoe Motorsport	2:06.836	2:06.942	2:07.162	2:07.276	2:08.787
60		Pedro BASTOS	Aurora Motorsport	2:07.590	2:07.590	2:07.714	2:12.336	2:12.596
290		Miguel LOBO	Antunes Motorsport	2:08.519	2:10.446	2:11.708	2:12.032	2:19.419
10		Max HUBER	Calvin Motors	2:08.613	2:09.045	2:09.203	2:11.708	2:15.796
44		Cláudio VIEIRA	Aurora Motorsport	2:08.929	2:09.037	2:10.184	2:10.504	2:10.692
84		BRION-LOPEZ	BS Motorsport	2:09.589	2:10.128	2:10.869	2:14.724	2:15.022
83		DUARTE-SILVA	Lisbon Sports & Classic Cars	2:11.010	2:14.155	2:21.350	PIT EXIT	
273		Laurent JASPERS	JAC Motors Team	2:12.209	2:13.740	2:14.325	2:28.113	2:28.184
14		MIRA-AFOITO	Centro Clássico	2:12.929	2:15.530	2:19.261	2:20.702	2:24.375
27		Carlos BARBOT	Foguete Racing	2:13.989	2:14.330	2:14.502	2:14.642	2:22.449
64		RUEDA-RUEDA	Eficar Team	2:15.305	2:20.190	2:26.128	2:39.993	PIT EXIT
132		ALONSO-ZORRILLA	Eficar Team	2:15.685	2:16.482	2:16.921	2:19.238	2:21.302
20		CERVEIRA-DIAS	RP Motorsport/Squadra	2:16.235	2:16.376	2:16.673	2:16.713	2:17.325
75		BRIZIDO-PINA	Dr. Bayard / MRauto	2:16.477	2:17.142	2:18.768	2:21.106	2:21.754
337		DAL MASO-CARVALHOS	Garagem João Gomes	2:17.112	2:19.057	2:19.752	2:19.908	2:20.347
255		Carlos A OLIVEIRA	Foguete Racing	2:17.634	2:18.248	2:18.644	2:20.777	2:20.997
166		Ralf HUBER	Calvin Motors	2:17.714	2:19.786	2:22.512	2:30.318	2:36.564
73		BETHENCOURT-PINTO	Aurora Motorsport	2:18.470	2:20.344	2:22.362	2:23.106	2:24.447
525		POÇAS-SANTOS	Aurora Motorsport	2:18.496	2:21.734	2:21.929	2:21.943	2:22.683
366		Guillaume HUBER	Calvin Motors	2:19.022	2:20.832	2:21.064	2:22.110	2:23.307
65		SANCHEZ-SANCHEZ	Aurora Motorsport	2:19.433	2:21.374	2:21.927	2:25.022	2:27.525
55		Paul DANIELS	JWA Racing	2:19.651	2:20.486	2:21.128	2:21.296	2:21.515
174		CASTRO-LANCHARES	Aurora Motorsport	2:21.376	2:27.181	2:40.941	PIT EXIT	PIT EXIT
28		P-A FORSVALL	Curated Garage	2:21.548	2:23.153	2:23.979	2:24.655	2:25.658
92		Michel MORA	Garagem João Gomes	2:22.644	2:22.858	2:23.084	2:23.505	2:24.186
1		VELASCO-FREITAS	Curated Garage	2:22.742	2:23.802	2:30.066	2:32.915	2:36.200
327		NUNES-CARVALHOSA	Garagem João Gomes	2:22.815	2:22.955	2:25.526	2:26.007	2:26.267
154		Albert PECANINS	Skualo Competicion	2:23.569	2:24.368	2:24.454	2:26.097	2:26.693



f6

HISTORIC ENDURANCE QUALIFYING PRACTICE TOP FIVE LAPS

Piloto	Nat	Equipo	Top Five Laps				
153 Manuel DE LA TORRE		Eficar Team	2:23.955	2:23.964	2:24.798	2:26.580	2:27.400
167 NEVES-ANTUNES		Trisport Race	2:24.538	2:25.831	2:27.248	2:27.278	2:29.916
50 BEVILACQUA-MAGALHÃ		Veiga Motorsport	2:26.822	2:27.200	2:29.379	2:32.869	2:37.826
221 Alberto VELEZ		Garagem João Gomes	2:27.760	2:29.184	2:30.640	2:32.432	2:40.511
103 Luis SOUSA		RP Motorsport	2:30.242	2:30.619	2:33.812	2:46.243	PIT EXIT
545 François GUERIN		RP Motorsport	2:30.676	2:31.205	2:31.651	2:32.319	2:34.025
23 Vincent TOURNEUR		Vincent Tourneur	2:31.045	2:31.712	2:32.287	2:32.896	2:33.198



f7

HISTORIC ENDURANCE QUALIFYING PRACTICE 40 BEST MAXIMUM SPEEDS

Dorsal	Piloto	Nat	Equipo	Maq.	Hora	Vuelta	Vmax
5	Paulo LIMA		RP Motorsport	Ford	12:51:10	2	212,2
5	Paulo LIMA		RP Motorsport	Ford	12:49:01	1	210,9
5	Paulo LIMA		RP Motorsport	Ford	13:10:33	9	210,9
5	Paulo LIMA		RP Motorsport	Ford	13:14:49	11	210,1
5	Paulo LIMA		RP Motorsport	Ford	12:57:41	5	209,3
5	Paulo LIMA		RP Motorsport	Ford	12:53:20	3	208,1
5	Paulo LIMA		RP Motorsport	Ford	13:12:41	10	207,3
5	Paulo LIMA		RP Motorsport	Ford	13:08:26	8	206,9
19	PUIG-NOGAREDA		Skualo Competicion	Ford	12:50:57	2	206,1
19	PUIG-NOGAREDA		Skualo Competicion	Ford	12:48:51	1	206,1
5	Paulo LIMA		RP Motorsport	Ford	12:55:30	4	203,8
194	MACEDO-MACEDO		Gelcoe Motorsport	Ford	12:54:45	3	203,4
19	PUIG-NOGAREDA		Skualo Competicion	Ford	13:10:50	8	202,6
176	Eduardo DAVILA		VDC Competición	Porsche	12:57:42	4	200,4
123	Bruno SANTOS		Aurora Motorsport	Porsche	13:17:11	11	200,4
10	Max HUBER		Calvin Motors	Shelby	12:55:34	4	199,6
123	Bruno SANTOS		Aurora Motorsport	Porsche	13:10:29	8	199,6
176	Eduardo DAVILA		VDC Competición	Porsche	12:51:56	2	199,3
123	Bruno SANTOS		Aurora Motorsport	Porsche	13:08:23	7	199,3
194	MACEDO-MACEDO		Gelcoe Motorsport	Ford	12:50:09	1	198,9
194	MACEDO-MACEDO		Gelcoe Motorsport	Ford	13:11:19	9	198,9
194	MACEDO-MACEDO		Gelcoe Motorsport	Ford	13:07:00	7	198,9
194	MACEDO-MACEDO		Gelcoe Motorsport	Ford	13:19:49	13	198,9
176	Eduardo DAVILA		VDC Competición	Porsche	12:49:48	1	198,5
10	Max HUBER		Calvin Motors	Shelby	13:11:01	8	198,5
176	Eduardo DAVILA		VDC Competición	Porsche	13:12:19	8	198,5
10	Max HUBER		Calvin Motors	Shelby	12:51:09	2	198,2
10	Max HUBER		Calvin Motors	Shelby	12:53:21	3	198,2
10	Max HUBER		Calvin Motors	Shelby	12:48:59	1	198,2
19	PUIG-NOGAREDA		Skualo Competicion	Ford	13:13:02	9	198,2
176	Eduardo DAVILA		VDC Competición	Porsche	13:10:12	7	197,8
194	MACEDO-MACEDO		Gelcoe Motorsport	Ford	13:15:33	11	197,8
10	Max HUBER		Calvin Motors	Shelby	13:08:43	7	197,4
194	MACEDO-MACEDO		Gelcoe Motorsport	Ford	12:52:28	2	197,1
176	Eduardo DAVILA		VDC Competición	Porsche	12:55:31	3	197,1
10	Max HUBER		Calvin Motors	Shelby	13:13:10	9	196,7
194	MACEDO-MACEDO		Gelcoe Motorsport	Ford	13:09:12	8	196,4
176	Eduardo DAVILA		VDC Competición	Porsche	13:07:50	6	196,0
194	MACEDO-MACEDO		Gelcoe Motorsport	Ford	13:17:42	12	196,0
10	Max HUBER		Calvin Motors	Shelby	13:06:30	6	195,6



f8

HISTORIC ENDURANCE QUALIFYING PRACTICE TOP FIVE MAXIMUM SPEEDS

Piloto	Nat	Equipo	Top Five Vmax					
5		Paulo LIMA	RP Motorsport	212,2	210,9	210,9	210,1	209,3
19		PUIG-NOGAREDA	Skualo Competicion	206,1	206,1	202,6	198,2	194,6
194		MACEDO-MACEDO	Gelcoe Motorsport	203,4	198,9	198,9	198,9	198,9
123		Bruno SANTOS	Aurora Motorsport	200,4	199,6	199,3	194,2	193,2
176		Eduardo DAVILA	VDC Competición	200,4	199,3	198,5	198,5	197,8
10		Max HUBER	Calvin Motors	199,6	198,5	198,2	198,2	198,2
44		Cláudio VIEIRA	Aurora Motorsport	195,3	188,8	187,8	187,8	187,2
83		DUARTE-SILVA	Lisbon Sports & Classic Cars	191,5	188,2	182,7		
166		Ralf HUBER	Calvin Motors	190,5	187,2	180,9	169,3	167,7
290		Miguel LOBO	Antunes Motorsport	189,8	189,1	188,2	186,9	181,8
73		BETHENCOURT-PINTO	Aurora Motorsport	189,1	185,6	184,6	177,3	175,6
273		Laurent JASPERS	JAC Motors Team	188,8	188,2	188,2	180,0	171,4
60		Pedro BASTOS	Aurora Motorsport	188,5	187,5	186,9	185,2	183,0
84		BRION-LOPEZ	BS Motorsport	185,6	183,4	182,7	181,8	181,5
255		Carlos A OLIVEIRA	Foguete Racing	184,9	184,6	183,0	181,8	181,5
27		Carlos BARBOT	Foguete Racing	184,6	183,7	183,4	182,4	181,5
366		Guillaume HUBER	Calvin Motors	184,0	183,4	182,1	181,2	180,6
75		BRIZIDO-PINA	Dr. Bayard / MRauto	183,4	183,4	182,7	181,8	181,5
55		Paul DANIELS	JWA Racing	182,7	182,1	182,1	182,1	182,1
132		ALONSO-ZORRILLA	Eficar Team	178,2	177,3	177,0	176,8	175,6
64		RUEDA-RUEDA	Eficar Team	177,0	171,7	166,7	128,0	
337		DAL MASO-CARVALHOS	Garagem João Gomes	176,8	176,5	175,9	175,3	175,0
153		Manuel DE LA TORRE	Eficar Team	172,8	170,9	169,0	166,2	161,2
20		CERVEIRA-DIAS	RP Motorsport/Squadra	172,0	170,9	170,9	169,0	169,0
174		CASTRO-LANCHARES	Aurora Motorsport	171,2	170,1	168,2	168,0	150,0
525		POÇAS-SANTOS	Aurora Motorsport	170,3	169,5	169,3	169,3	166,9
14		MIRA-AFOITO	Centro Clássico	170,3	168,8	166,7	166,7	165,4
28		P-A FORSVALL	Curated Garage	170,3	168,0	166,7	165,6	165,4
65		SANCHEZ-SANCHEZ	Aurora Motorsport	166,9	166,7	166,2	160,7	160,7
154		Albert PECANINS	Skualo Competicion	165,1	164,4	162,4	162,2	162,2
92		Michel MORA	Garagem João Gomes	164,6	164,4	164,1	163,9	162,6
327		NUNES-CARVALHOSA	Garagem João Gomes	164,4	163,9	163,4	162,9	162,4



f8

HISTORIC ENDURANCE QUALIFYING PRACTICE TOP FIVE MAXIMUM SPEEDS

Piloto	Nat	Equipo	Top Five Vmax				
103 Luis SOUSA		RP Motorsport	161,4	155,6	148,6	147,3	147,1
167 NEVES-ANTUNES		Trisport Race	159,8	159,5	159,3	158,8	157,9
221 Alberto VELEZ		Garagem João Gomes	159,3	158,1	156,3	155,8	155,2
1 VELASCO-FREITAS		Curated Garage	158,8	158,8	156,7	145,6	143,8
50 BEVILACQUA-MAGALHÃ		Veiga Motorsport	157,0	154,1	153,2	145,4	143,0
23 Vincent TOURNEUR		Vincent Tourneur	156,7	156,5	156,3	156,3	155,4
545 François GUERIN		RP Motorsport	154,3	154,3	152,3	151,7	151,5